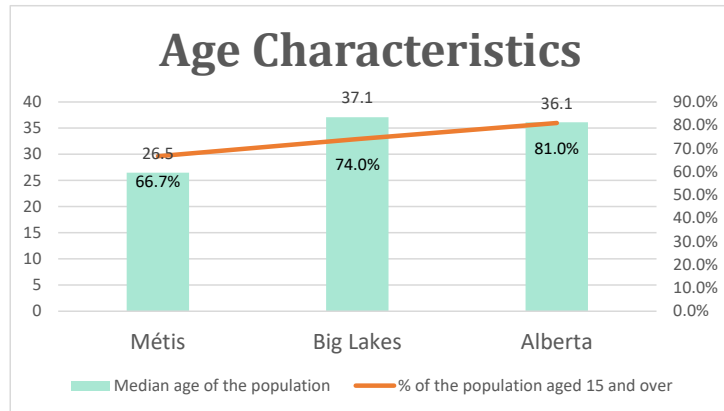


Big Lakes, AB

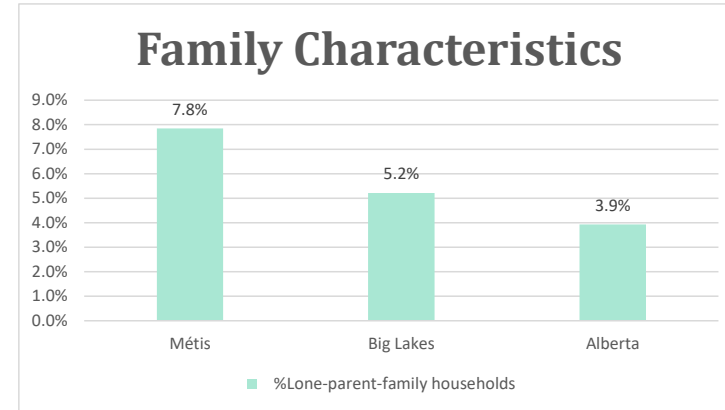
Geo_Code: 4817027

(Source: National Household survey 2011)

The total population reported with Métis single identity is 2,040 (Total Métis household is 825), representing 65% of Aboriginal people, accounting for 33.7% of the total population in Big Lakes.

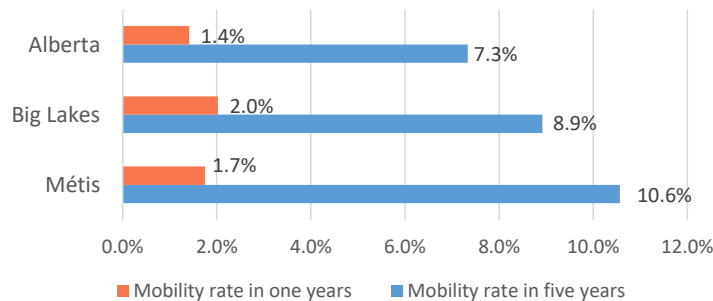


For Métis single identity population, the median age is 26.5 years old, with 66.7% of the population aged 15 and over. As for the total population, the median age is 37.1 in Big Lakes and 36.1 years old in Alberta, with 74.0% and 81.0% population aged 15 and over respectively.



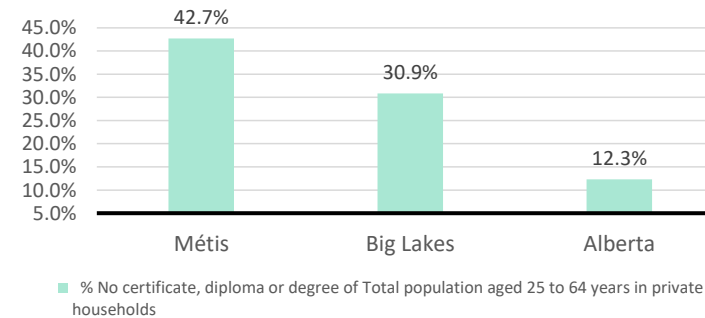
The number of Métis single lone parents household is 160, accounting for 7.8% of the total Métis single private households.

Mobility



35 Métis households moved in last year (1.7%), 195 Métis households moved in the past 5 years (10.6%).

Education



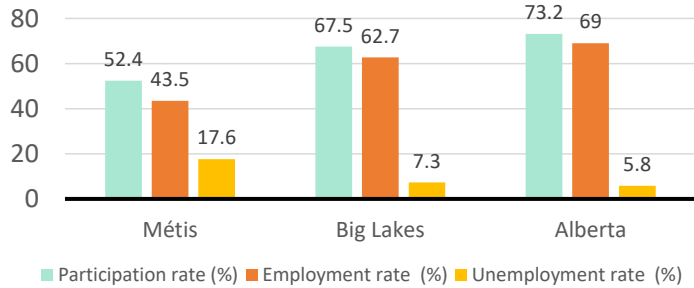
For population aged from 25 to 64 years, 42.7% Métis compared to 30.9% in Big Lakes and 12.3% in Alberta have no certificate, diploma or degree.

For Métis aged from 25 to 34, 34.2% Métis reported to have no certificate, diploma or degree.

Big Lakes, AB

Labor Force & Housing Statistics

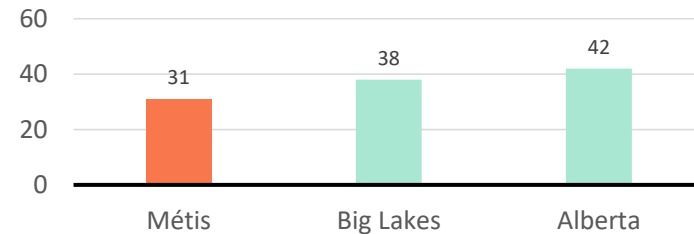
Labour Force Status



Métis participation rate is 52.4%, employment rate is 43.5%, and unemployment rate is 17.6%.

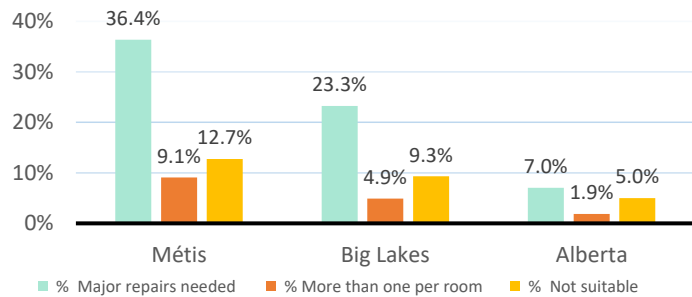
While the participation rate is lower compared with total population in Big Lakes and Alberta (67.5% and 73.2%), unemployment rate is higher.

Average Weeks Worked in 2010



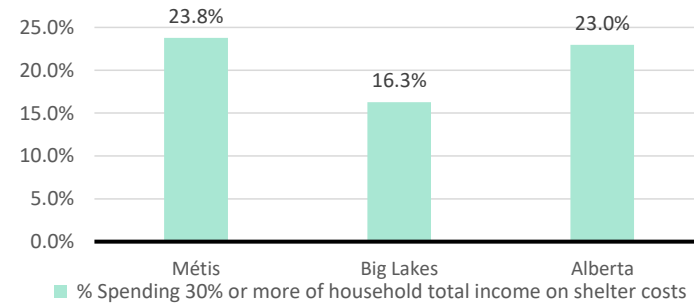
The average weeks worked in 2010 is 31.0 weeks.

Household Characteristics



There are 825 private dwellings occupied by a Métis single household, out of which 36.4% need major repairs, 9.1% have more than one person per room, and 12.7% Métis household reported to be not suitable.

Shelter Costs



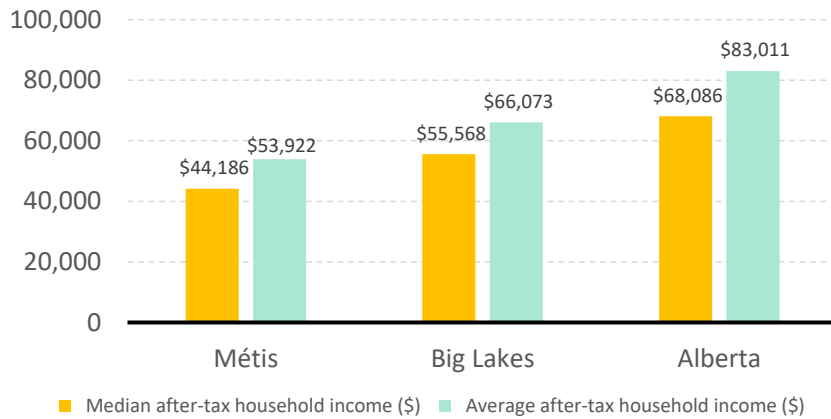
The number of Métis households spending 30% or more of household total income on shelter costs is 195, which is 23.8%

of the total private dwellings occupied by a Métis household, compared to 16.3% of the total population in Big Lakes and 23.0% of the total population in Alberta.

Big Lakes, AB

Income

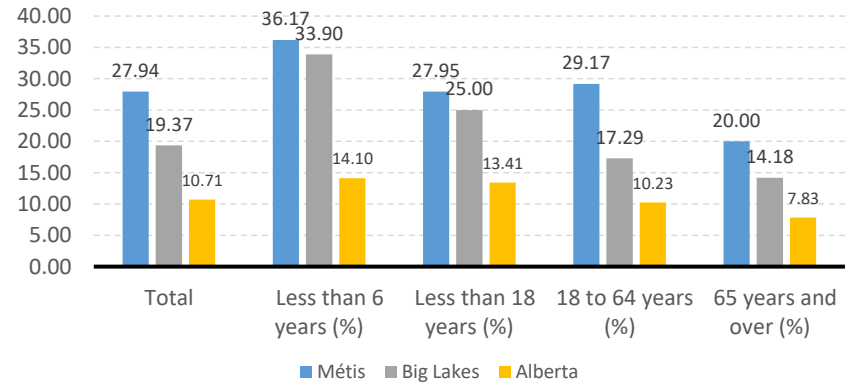
After-Tax Income of Households in 2010



For Métis singles, median after-tax household income is \$44,186, and average after-tax household income is

\$53,922. Métis has lower median and average after-tax income than Big Lakes and Alberta.

Prevalence of Low Income in 2010 Based On After-Tax Low-Income Measure (%)



The prevalence of low income based on after-tax low-income measure is 27.94%.

The percentage of low income is 27.95% for people less than 18 years old, 36.17% for people less than 6 years old, 29.17% for people from 18 to 64 years old, and 20.00% for people over 65 years old.