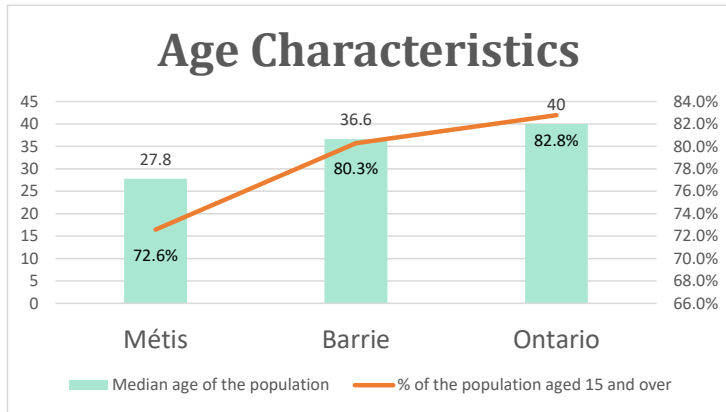


Barrie, ON

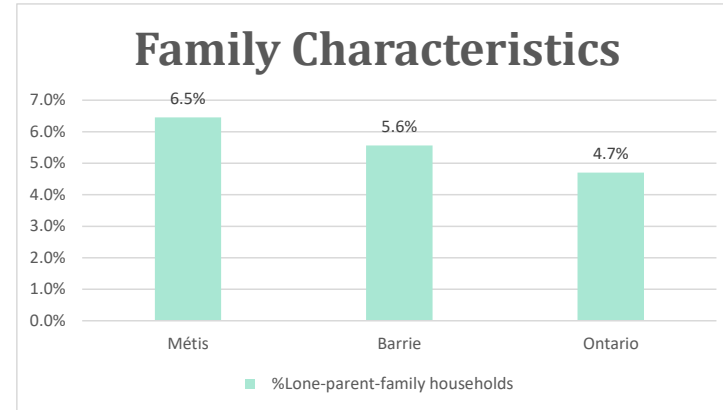
Geo_Code: 3543042

(Source: National Household survey 2011)

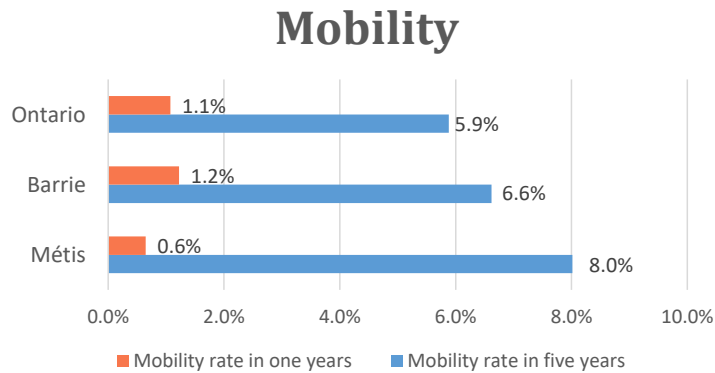
The total population reported with Métis single identity is 1,550 (Total Métis household is 900), representing 45% of Aboriginal people, accounting for 1.2% of the total population in Barrie.



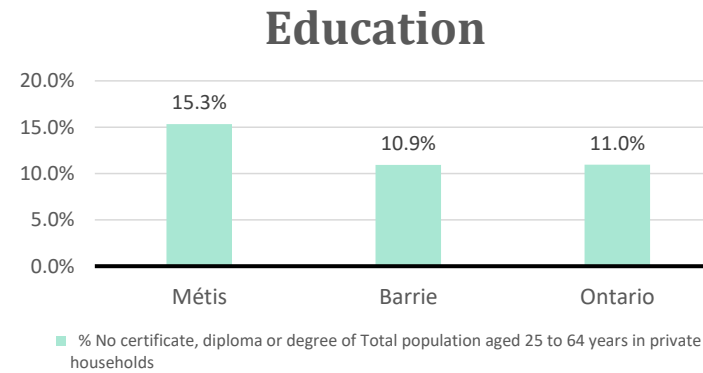
For Métis single identity population, the median age is 27.8 years old, with 72.6% of the population aged 15 and over. As for the total population, the median age is 36.6 in Barrie and 40.0 years old in Ontario, with 80.3% and 82.8% population aged 15 and over respectively.



The number of Métis single lone parents household is 100, accounting for 6.5% of the total Métis single private households.



10 Métis households moved in last year (0.6%), 115 Métis households moved in the past 5 years (8.0%).



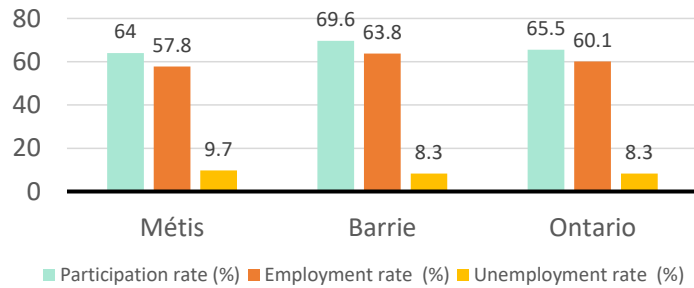
For population aged from 25 to 64 years, 15.3% Métis compared to 10.9% in Barrie and 11.0% in Ontario have no certificate, diploma or degree.

For Métis aged from 25 to 34, 12.5% Métis reported to have no certificate, diploma or degree.

Barrie, ON

Labor Force & Housing Statistics

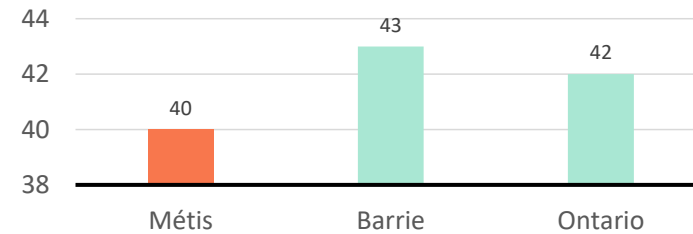
Labour Force Status



Métis participation rate is 64.0%, employment rate is 57.8%, and unemployment rate is 9.7%.

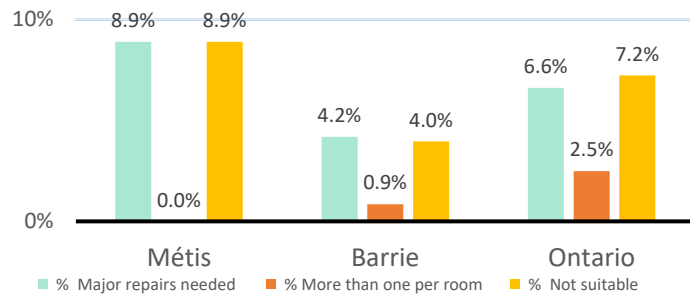
While the participation rate is lower compared with total population in Barrie and Ontario (69.6% and 65.5%), unemployment rate is higher.

Average Weeks Worked in 2010



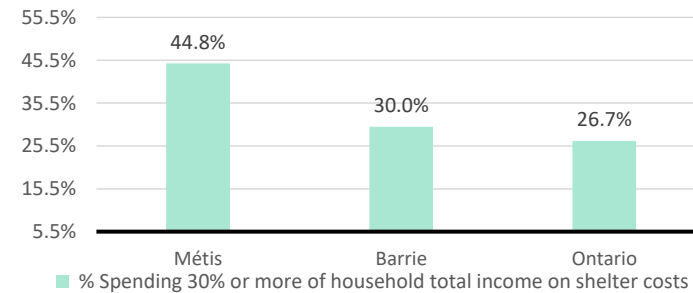
The average weeks worked in 2010 is 40.0 weeks.

Household Characteristics



There are 900 private dwellings occupied by a Métis single household, out of which 8.9% need major repairs, no Métis household reported have more than one person per room, and 8.9% Métis household reported to be not suitable.

Shelter Costs



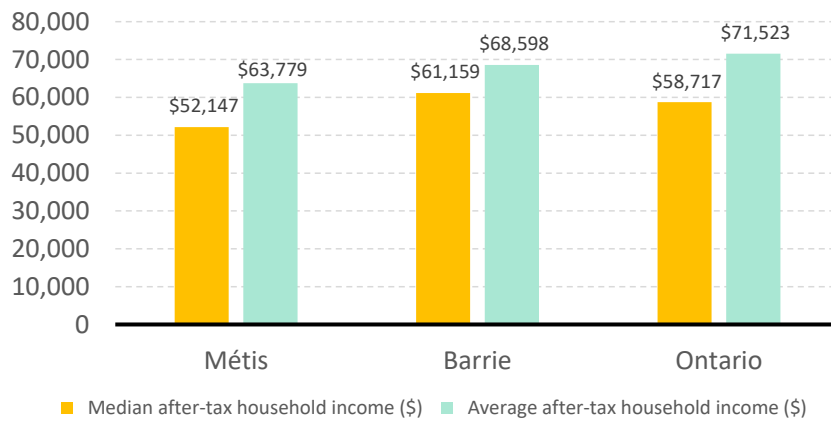
The number of Métis households spending 30% or more of household total income on shelter costs is 405, which is 44.8%

of the total private dwellings occupied by an Métis household, compared to 30.0% of the total population in Barrie and 26.7% of the total population in Ontario.

Barrie, ON

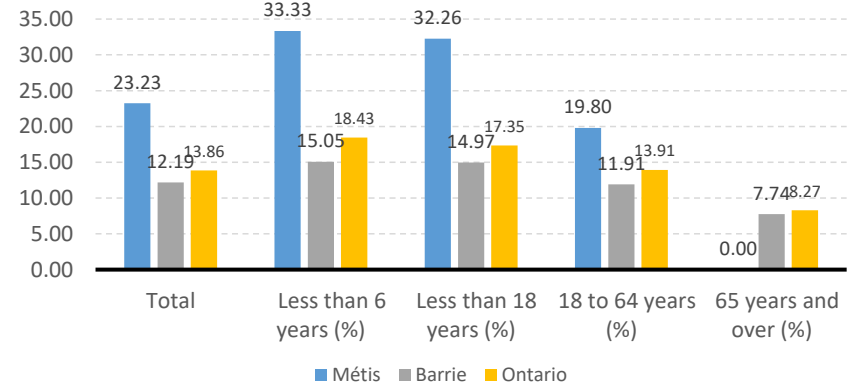
Income

After-Tax Income of Households in 2010



For Métis singles, median after-tax household income is \$52,147, and average after-tax household income is \$63,779. Métis has lower median and average after-tax income than Barrie and Ontario.

Prevalence of Low Income in 2010 Based On After-Tax Low-Income Measure (%)



The prevalence of low income based on after-tax low-income measure is 23.23%.

The percentage of low income is 32.26% for people less than 18 years old, 33.33% for people less than 6 years old, 19.80% for people from 18 to 64 years old, and 0.00% for people over 65 years old.