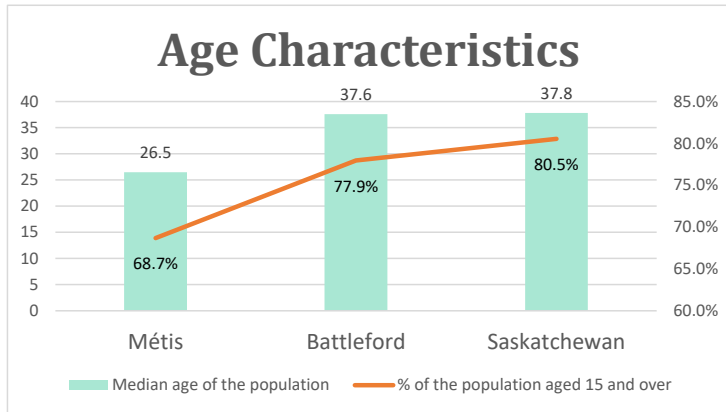


Battleford, SK

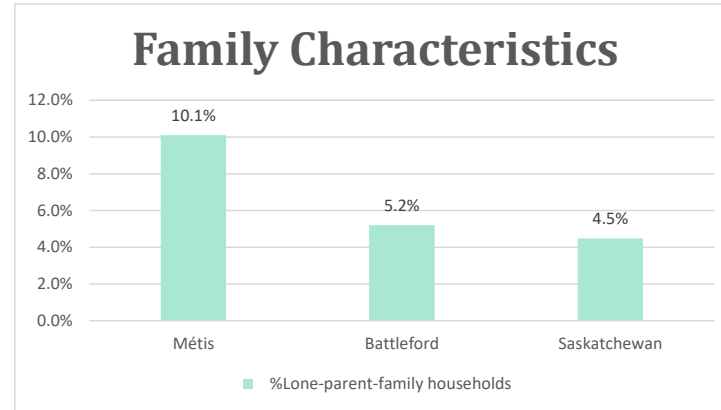
Geo_Code: 4712079

(Source: National Household survey 2011)

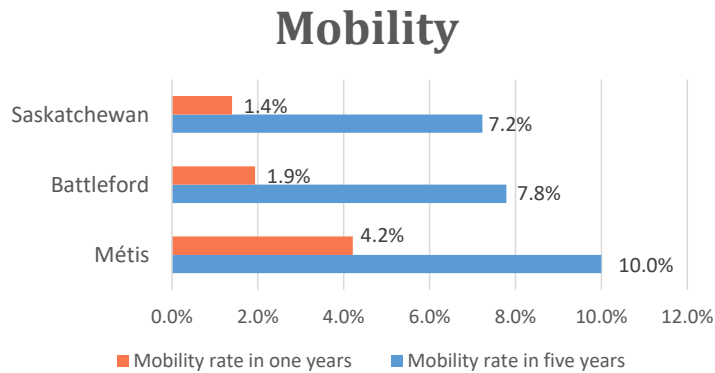
The total population reported with Métis single identity is 495 (Total Métis household is 240), representing 55% of Aboriginal people, accounting for 12.5% of the total population in Battleford.



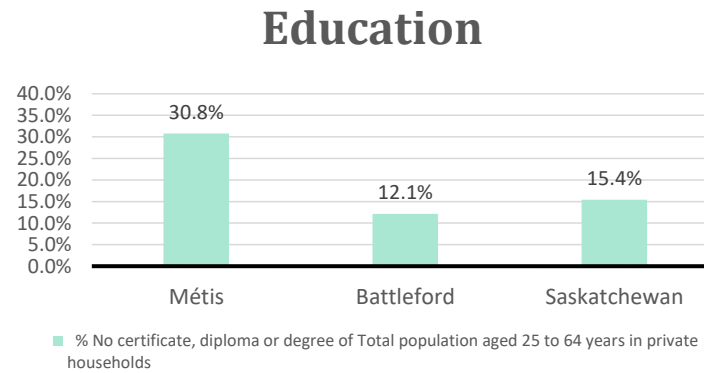
For Métis single identity population, the median age is 26.5 years old, with 68.7% of the population aged 15 and over. As for the total population, the median age is 37.6 in Battleford and 37.8 years old in Saskatchewan, with 77.9% and 80.5% population aged 15 and over respectively.



The number of Métis single lone parents household is 50, accounting for 10.1% of the total Métis single private households.



20 Métis households moved in last year (4.2%), 45 Métis households moved in the past 5 years (10.0%).



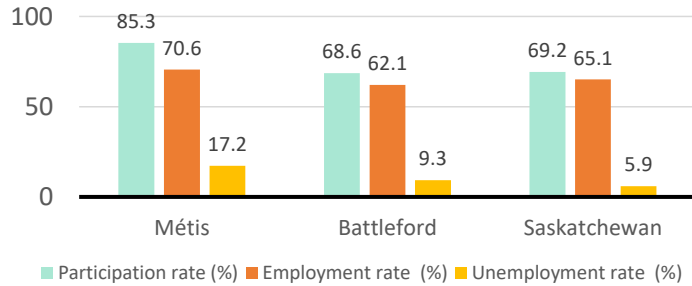
For population aged from 25 to 64 years, 30.8% Métis compared to 12.1% in Battleford and 15.4% in Saskatchewan have no certificate, diploma or degree.

For Métis aged from 25 to 34, 21.1% Métis reported to have no certificate, diploma or degree.

Battleford, SK

Labor Force & Housing Statistics

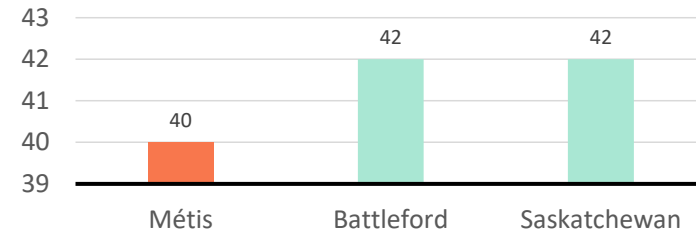
Labour Force Status



Métis participation rate is 85.3%, employment rate is 70.6%, and unemployment rate is 17.2%.

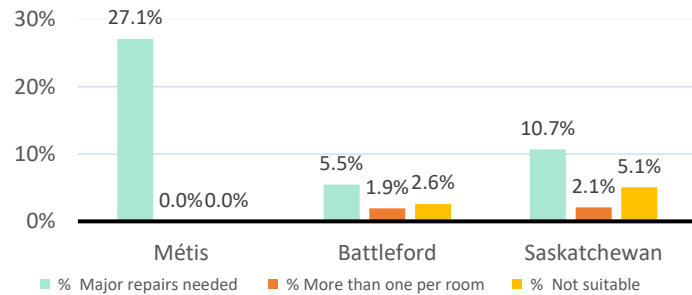
While the participation rate is higher compared with total population in Battleford and Saskatchewan (68.6% and 69.2%), unemployment rate is also higher.

Average Weeks Worked in 2010



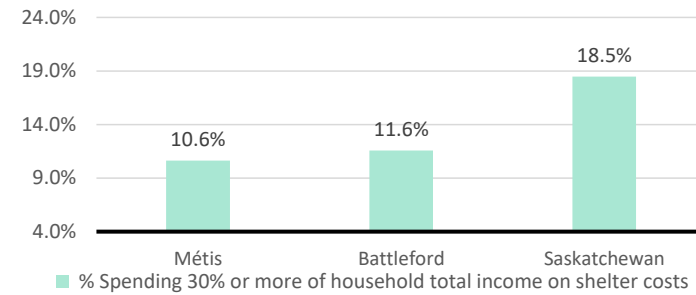
The average weeks worked in 2010 is 40.0 weeks.

Household Characteristics



There are 240 private dwellings occupied by a Métis single household, out of which 27.1% need major repairs, no Métis household reported have more than one person per room, and no Métis household reported to be not suitable.

Shelter Costs



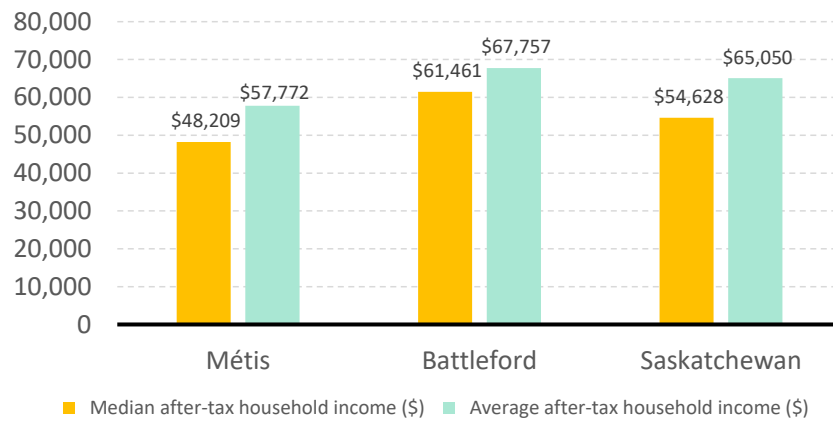
The number of Métis households spending 30% or more of household total income on shelter costs is 25, which is 10.6%

of the total private dwellings occupied by a Métis household, compared to 11.6% of the total population in Battleford and 18.5% of the total population in Saskatchewan.

Battleford, SK

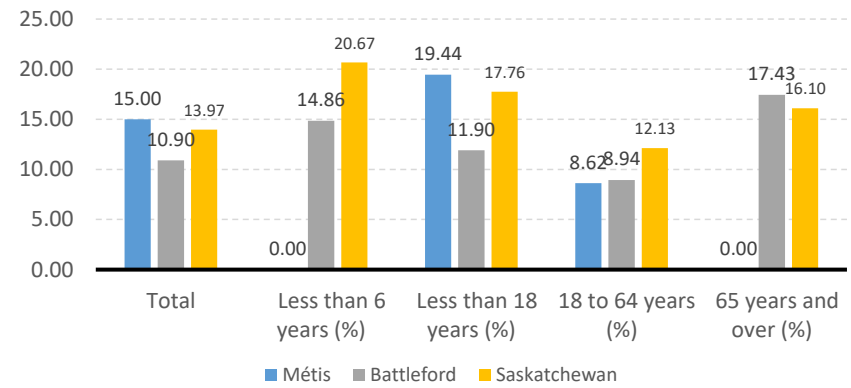
Income

After-Tax Income of Households in 2010



For Métis singles, median after-tax household income is \$48,209, and average after-tax household income is \$57,772. Métis has lower median and average after-tax income than Battleford and Saskatchewan.

Prevalence of Low Income in 2010 Based On After-Tax Low-Income Measure (%)



The prevalence of low income based on after-tax low-income measure is 15.00%.

The percentage of low income is 19.44% for people less than 18 years old, 0.00% for people less than 6 years old, 8.62% for people from 18 to 64 years old, and 0.00% for people over 65 years old.