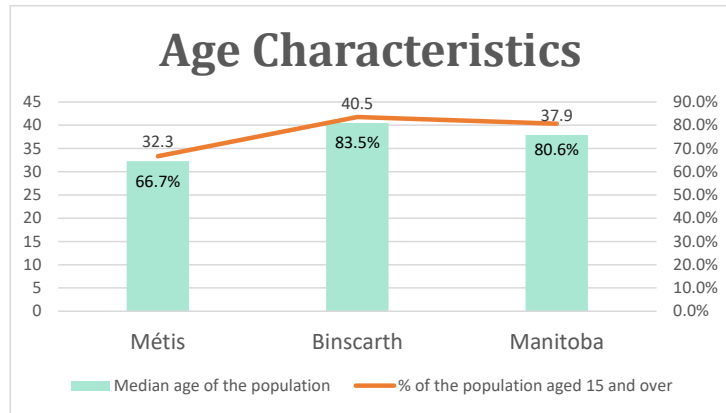


Binscarth, MB

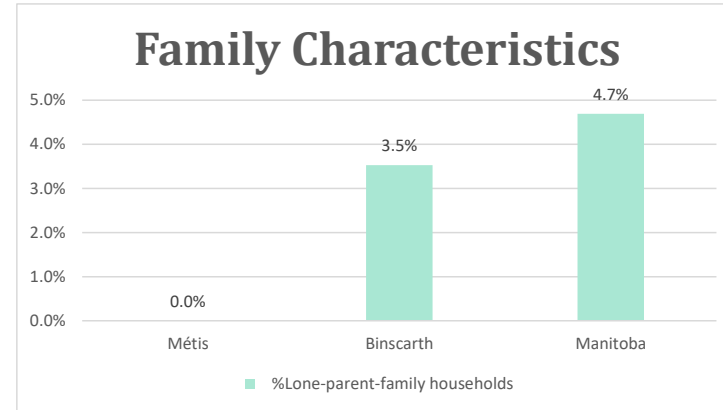
Geo_Code: 4616029

(Source: National Household survey 2011)

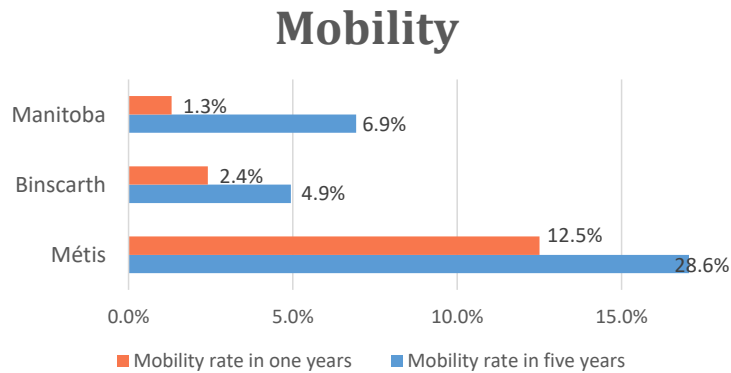
The total population reported with Métis single identity is 45 (Total Métis household is 30), representing 90% of Aboriginal people, accounting for 10.6% of the total population in Binscarth.



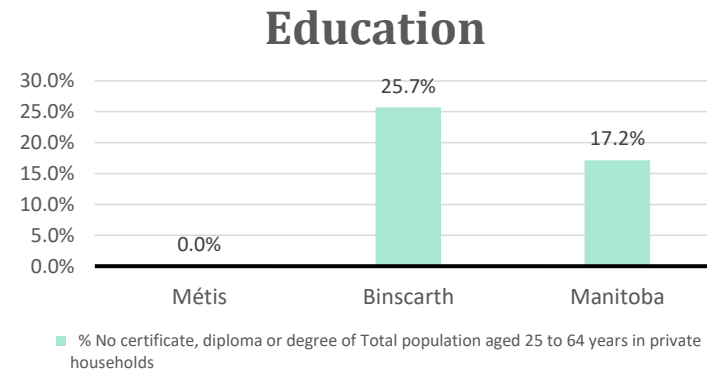
For Métis single identity population, the median age is 32.3 years old, with 66.7% of the population aged 15 and over. As for the total population, the median age is 40.5 in Binscarth and 37.9 years old in Manitoba, with 83.5% and 80.6% population aged 15 and over respectively.



No Métis single lone parents household reported to the survey.



5 Métis households moved in last year (12.5%), 10 Métis households moved in the past 5 years (28.6%).



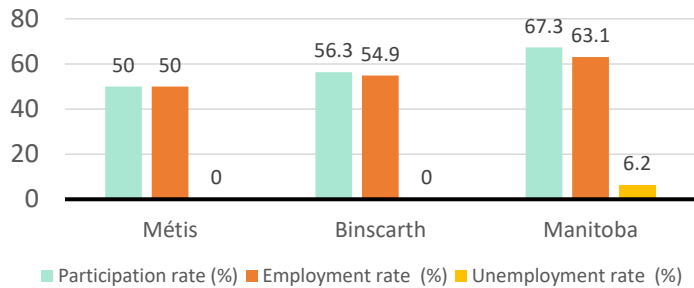
For population aged from 25 to 64 years, no Métis reported have no certificate, diploma or degree.

For Métis aged from 25 to 34, no Métis reported have no certificate, diploma or degree.

Binscarth, MB

Labor Force & Housing Statistics

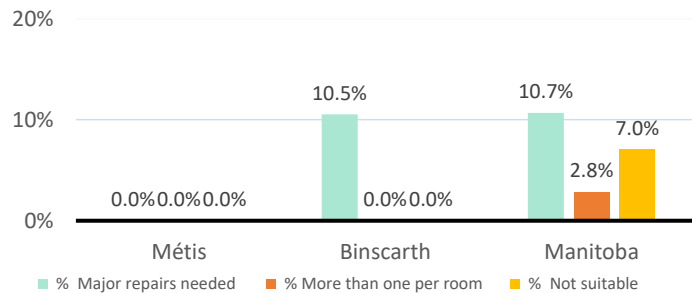
Labour Force Status



Métis participation rate is 50.0%, employment rate is 50.0%, and unemployment rate is 0.0%.

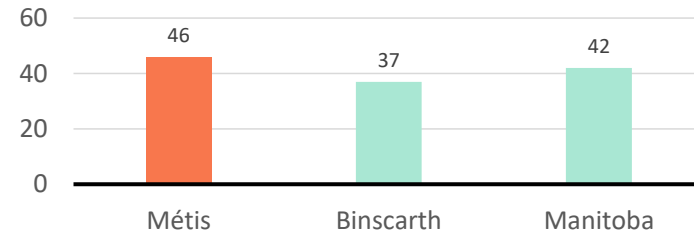
While the participation rate is lower compared with total population in Binscarth and Manitoba (56.3% and 67.3%), no Métis reported unemployment.

Household Characteristics



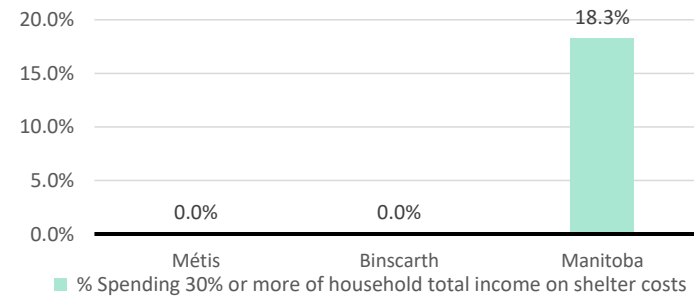
There are 30 private dwellings occupied by a Métis single household, out of which no Métis single household reported need major repairs, have more than one person per room, or not suitable.

Average Weeks Worked in 2010



The average weeks worked in 2010 is 46.0 weeks.

Shelter Costs



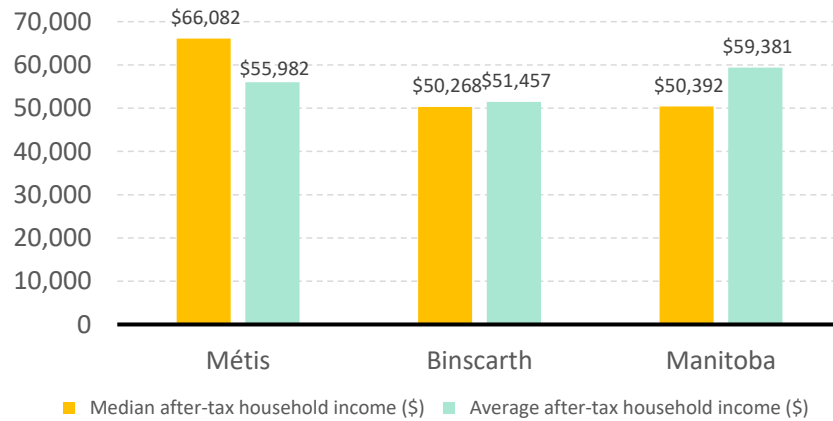
No Métis households reported spending 30% or more of household total income on shelter costs,

compared to 0.0% of the total population in Binscarth and 18.3% of the total population in Manitoba.

Binscarth, MB

Income

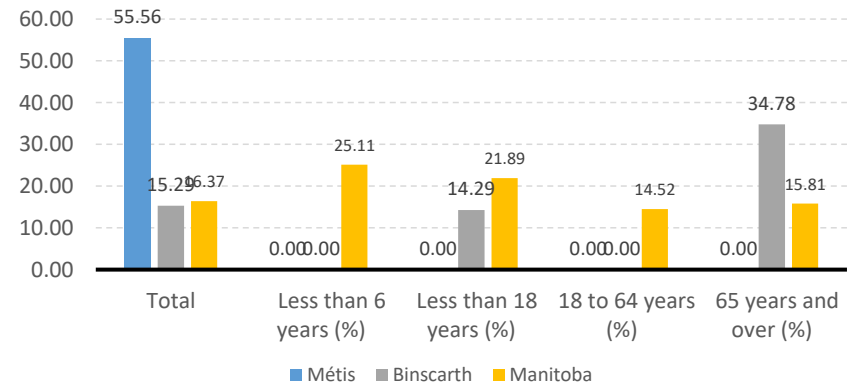
After-Tax Income of Households in 2010



For Métis singles, median after-tax household income is \$66,082, and average after-tax household income is

\$55,982. Métis has higher median and average after-tax income than Binscarth, and higher median and lower average after-tax income than Manitoba.

Prevalence of Low Income in 2010 Based On After-Tax Low-Income Measure (%)



The prevalence of low income based on after-tax low-income measure is 55.56%.

No Métis household reported low income in Binscarth.