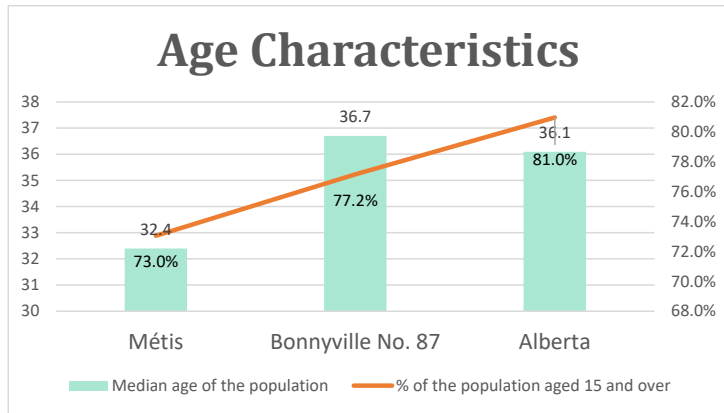


Bonnyville No. 87, AB

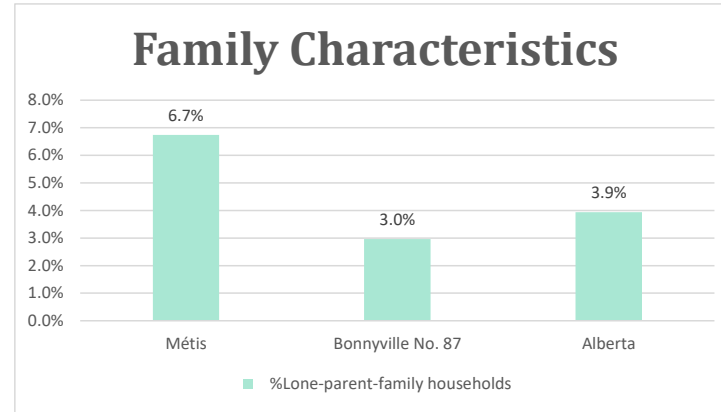
Geo_Code: 4812004

(Source: National Household survey 2011)

The total population reported with Métis single identity is 1,410 (Total Métis household is 685), representing 77% of Aboriginal people, accounting for 12.7% of the total population in Bonnyville No. 87.

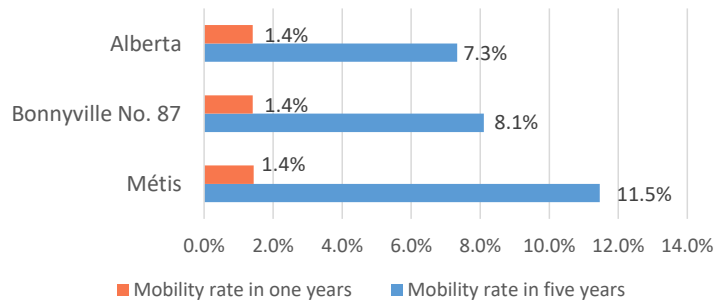


For Métis single identity population, the median age is 32.4 years old, with 73.0% of the population aged 15 and over. As for the total population, the median age is 36.7 in Bonnyville No. 87 and 36.1 years old in Alberta, with 77.2% and 81.0% population aged 15 and over respectively.



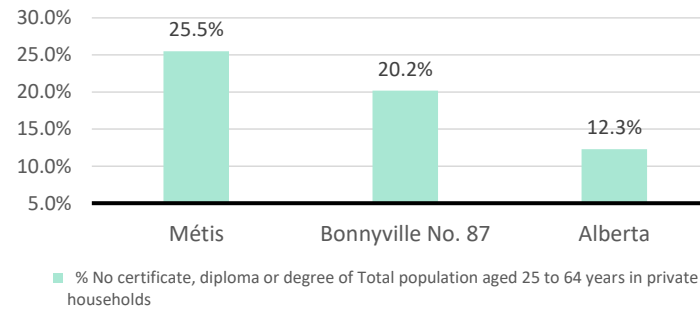
The number of Métis single lone parents household is 95, accounting for 6.7% of the total Métis single private households.

Mobility



20 Métis households moved in last year (1.4%), 145 Métis households moved in the past 5 years (11.5%).

Education



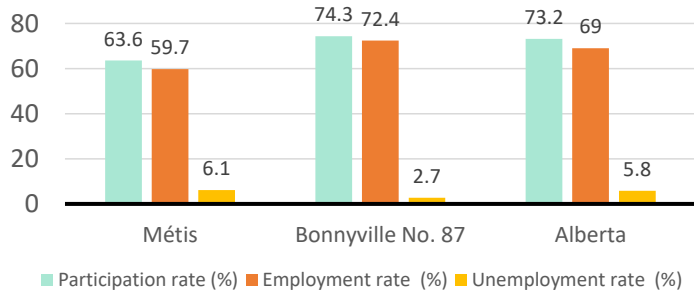
For population aged from 25 to 64 years, 25.5% Métis compared to 20.2% in Bonnyville No. 87 and 12.3% in Alberta have no certificate, diploma or degree.

For Métis aged from 25 to 34, 19.4% Métis reported to have no certificate, diploma or degree.

Bonnyville No. 87, AB

Labor Force & Housing Statistics

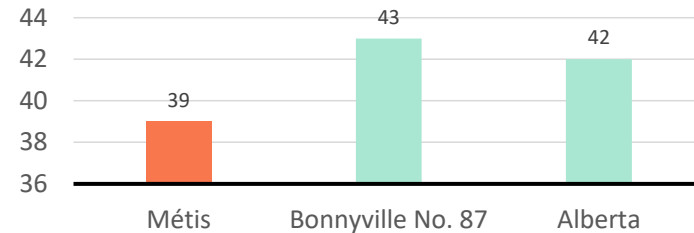
Labour Force Status



Métis participation rate is 63.6%, employment rate is 59.7%, and unemployment rate is 6.1%.

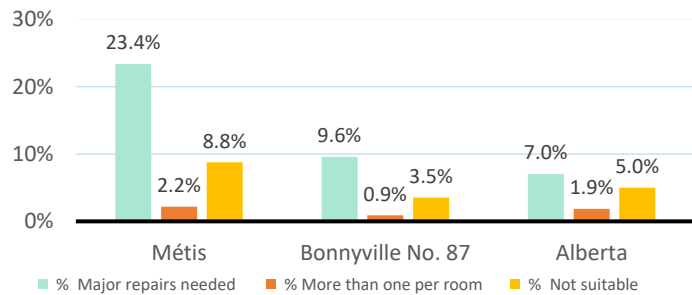
While the participation rate is lower compared with total population in Bonnyville No. 87 and Alberta (74.3% and 73.2%), unemployment rate is higher.

Average Weeks Worked in 2010



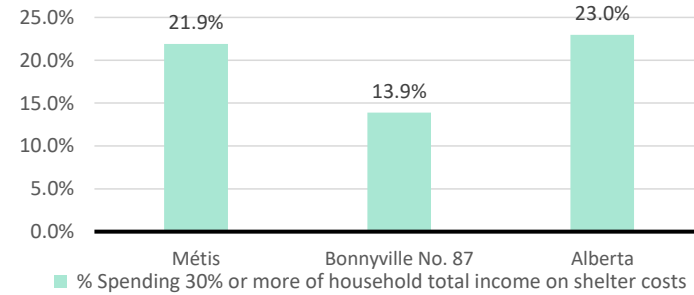
The average weeks worked in 2010 is 39.0 weeks.

Household Characteristics



There are 685 private dwellings occupied by a Métis single household, out of which 23.4% need major repairs, 2.2% have more than one person per room, and 8.8% Métis household reported to be not suitable.

Shelter Costs



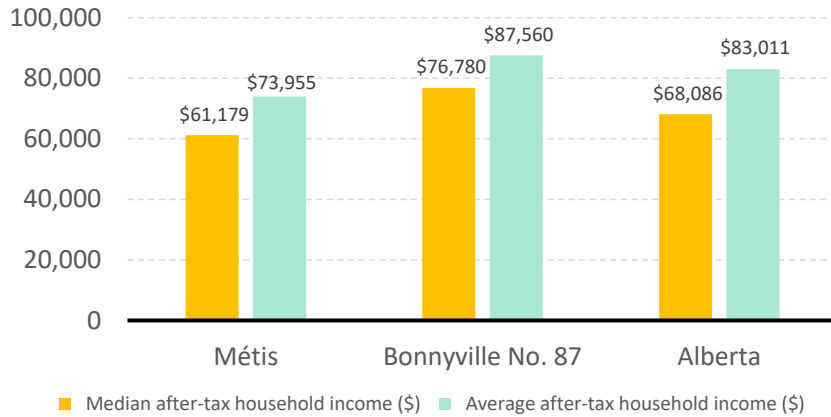
The number of Métis households spending 30% or more of household total income on shelter costs is 150, which is 21.9%

of the total private dwellings occupied by a Métis household, compared to 13.9% of the total population in Bonnyville No. 87 and 23.0% of the total population in Alberta.

Bonnyville No. 87, AB

Income

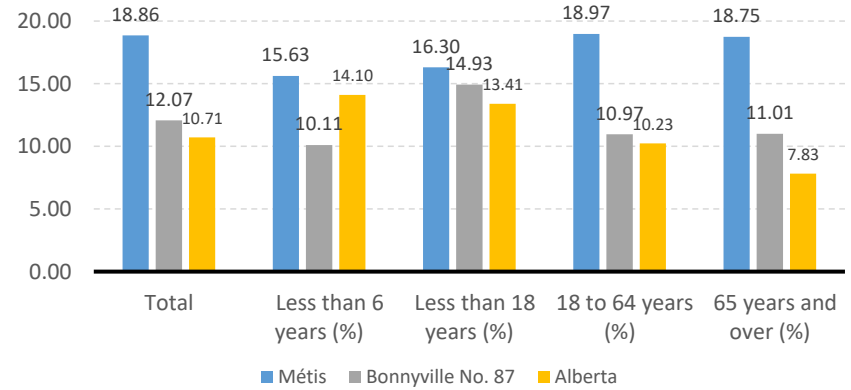
After-Tax Income of Households in 2010



For Métis singles, median after-tax household income is \$61,179, and average after-tax household income is

\$73,955. Métis has lower median and average after-tax income than Bonnyville No. 87 and Alberta.

Prevalence of Low Income in 2010 Based On After-Tax Low-Income Measure (%)



The prevalence of low income based on after-tax low-income measure is 18.86%.

The percentage of low income is 16.30% for people less than 18 years old, 15.63% for people less than 6 years old, 18.97% for people from 18 to 64 years old, and 18.75% for people over 65 years old.