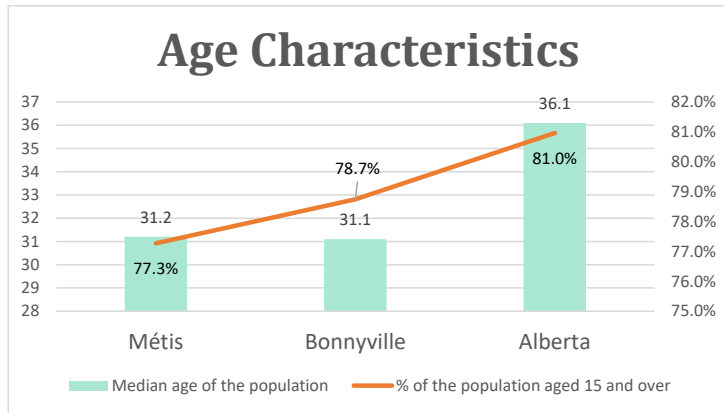


# Bonnyville, AB

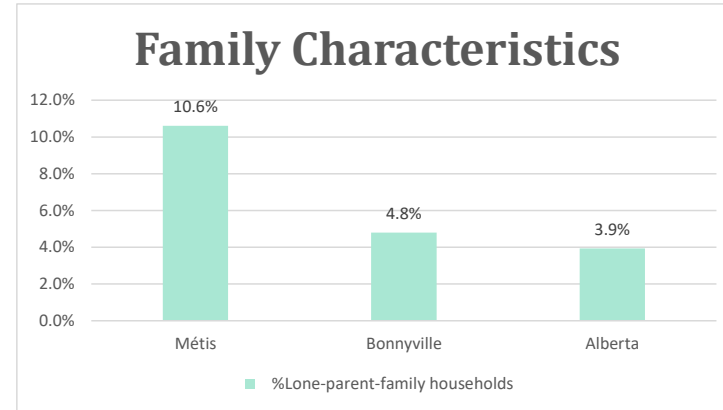
Geo\_Code: 4812009

(Source: National Household survey 2011)

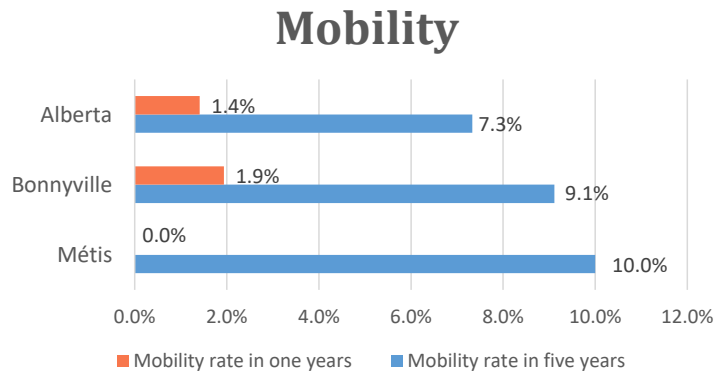
The total population reported with Métis single identity is 330 (Total Métis household is 190), representing 46% of Aboriginal people, accounting for 5.5% of the total population in Bonnyville.



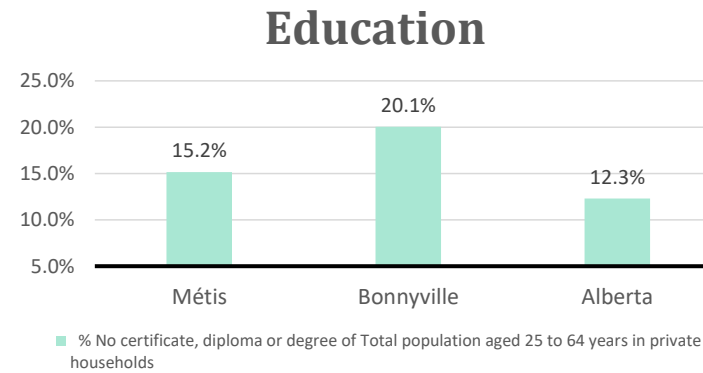
For Métis single identity population, the median age is 31.2 years old, with 77.3% of the population aged 15 and over. As for the total population, the median age is 31.1 in Bonnyville and 36.1 years old in Alberta, with 78.7% and 81.0% population aged 15 and over respectively.



The number of Métis single lone parents household is 35, accounting for 10.6% of the total Métis single private households.



No Métis households reported moving in for the last year. 30 Métis households moved in the past 5 years (10.0%).



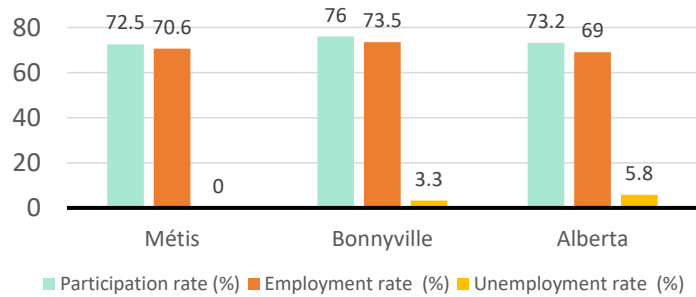
For population aged from 25 to 64 years, 15.2% Métis compared to 20.1% in Bonnyville and 12.3% in Alberta have no certificate, diploma or degree.

For Métis aged from 25 to 34, no Métis reported have no certificate, diploma or degree.

# Bonnyville, AB

## Labor Force & Housing Statistics

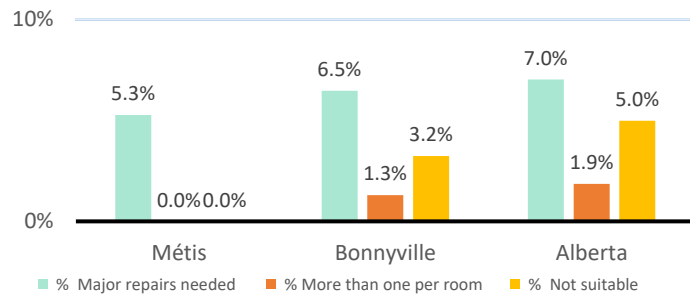
### Labour Force Status



Métis participation rate is 72.5%, employment rate is 70.6%, and unemployment rate is 0.0%.

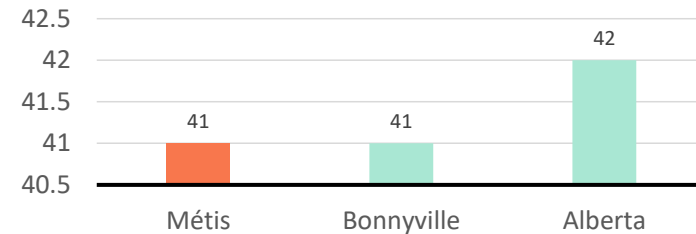
While the participation rate is lower compared with total population in Bonnyville and Alberta (76.0% and 73.2%), no Métis reported unemployment.

### Household Characteristics



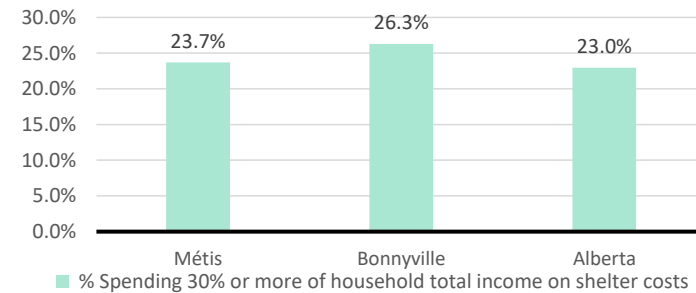
There are 190 private dwellings occupied by a Métis single household, out of which 5.3% need major repairs, no Métis household reported have more than one person per room, and no Métis household reported to be not suitable.

### Average Weeks Worked in 2010



The average weeks worked in 2010 is 41.0 weeks.

### Shelter Costs



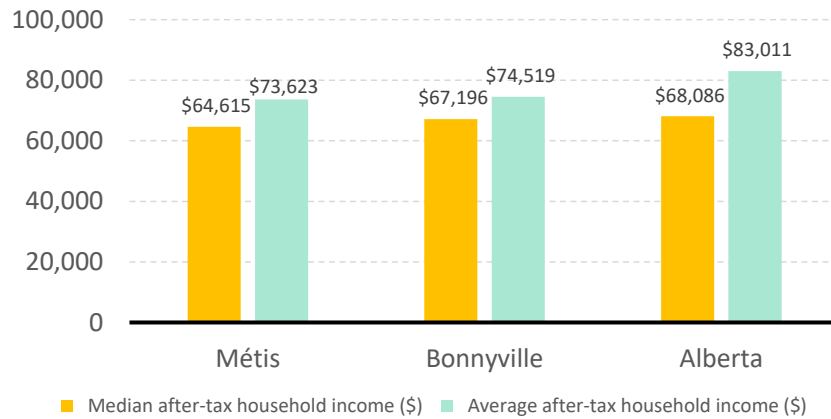
The number of Métis households spending 30% or more of household total income on shelter costs is 45, which is 23.7%

of the total private dwellings occupied by a Métis household, compared to 26.3% of the total population in Bonnyville and 23.0% of the total population in Alberta.

# Bonnyville, AB

## Income

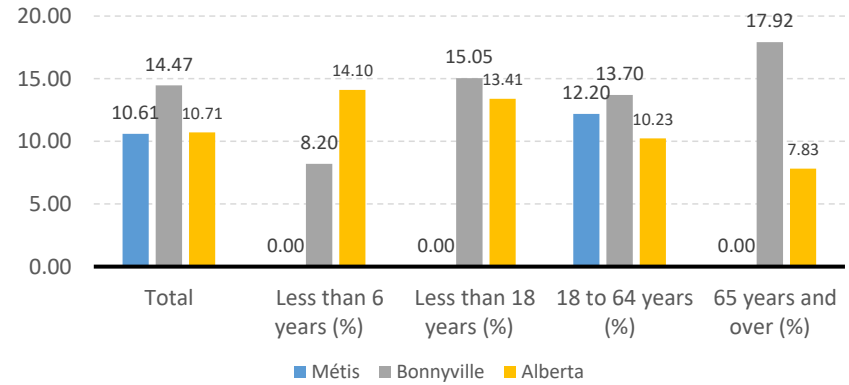
After-Tax Income of Households in 2010



For Métis singles, median after-tax household income is \$64,615, and average after-tax household income is

\$73,623. Métis has lower median and average after-tax income than Bonnyville and Alberta.

Prevalence of Low Income in 2010 Based On After-Tax Low-Income Measure (%)



The prevalence of low income based on after-tax low-income measure is 10.61%.

The percentage of low income is 12.20% for people from 18 to 64 years old, and no Métis household reported low income in other age groups.