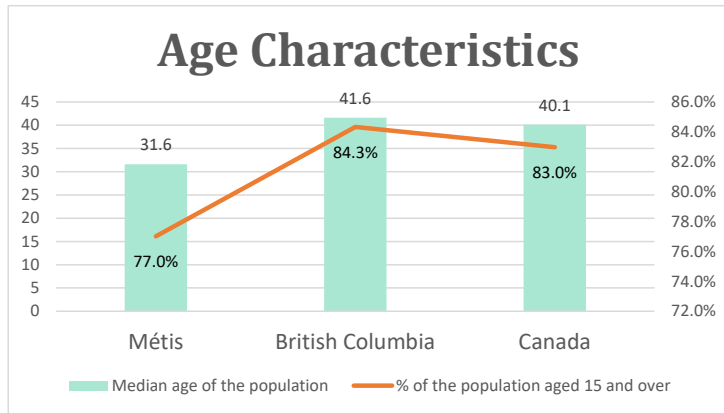


British Columbia, CA

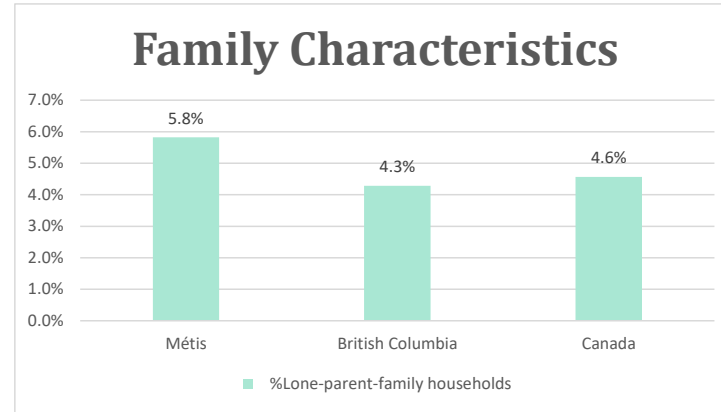
Geo_Code: 59

(Source: National Household survey 2011)

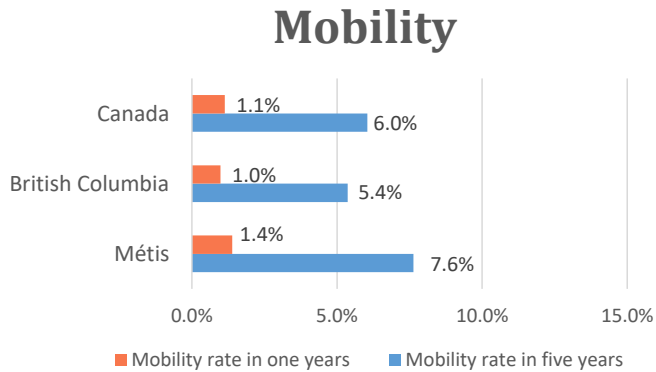
The total population reported with Métis single identity is 69,475 (Total Métis household is 42,120), representing 30% of Aboriginal people, accounting for 1.6% of the total population in British Columbia.



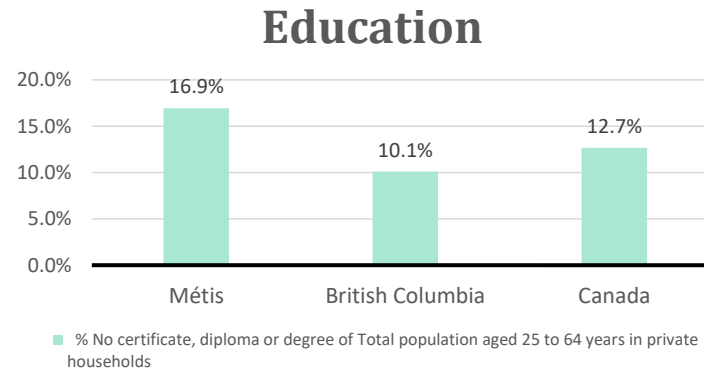
For Métis single identity population, the median age is 31.6 years old, with 77.0% of the population aged 15 and over. As for the total population, the median age is 41.6 in British Columbia and 40.1 years old in Canada, with 84.3% and 83.0% population aged 15 and over respectively.



The number of Métis single lone parents household is 4045, accounting for 5.8% of the total Métis single private households.



950 Métis households moved in last year (1.4%), 4925 Métis households moved in the past 5 years (7.6%).



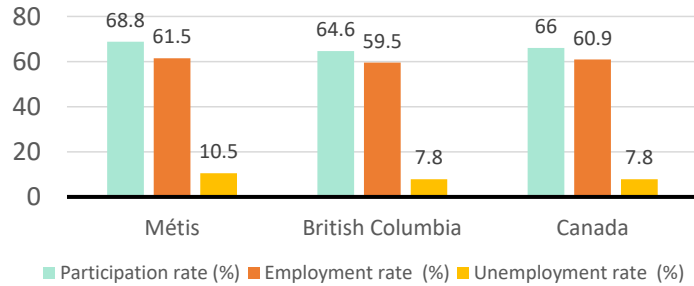
For population aged from 25 to 64 years, 16.9% Métis compared to 10.1% in British Columbia and 12.7% in Canada have no certificate, diploma or degree.

For Métis aged from 25 to 34, 13.6% Métis reported to have no certificate, diploma or degree.

British Columbia, CA

Labor Force & Housing Statistics

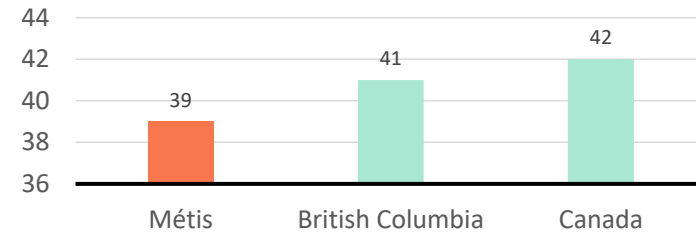
Labour Force Status



Métis participation rate is 68.8%, employment rate is 61.5%, and unemployment rate is 10.5%.

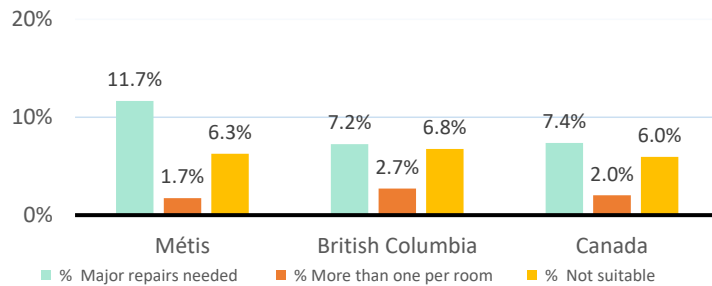
While the participation rate is higher compared with total population in British Columbia and Canada (64.6% and 66.0%), unemployment rate is also higher.

Average Weeks Worked in 2010



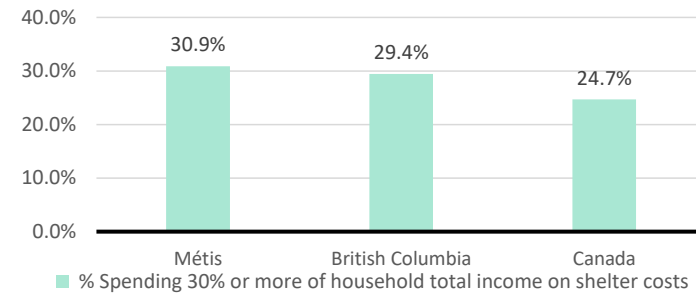
The average weeks worked in 2010 is 39.0 weeks.

Household Characteristics



There are 42120 private dwellings occupied by a Métis single household, out of which 11.7% need major repairs, 1.7% have more than one person per room, and 6.3% Métis household reported to be not suitable.

Shelter Costs



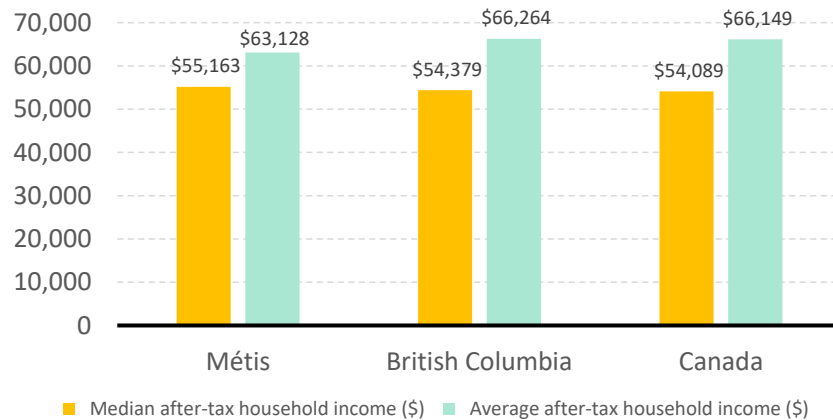
The number of Métis households spending 30% or more of household total income on shelter costs is 13010, which is 30.9%

of the total private dwellings occupied by a Métis household, compared to 29.4% of the total population in British Columbia and 24.7% of the total population in Canada.

British Columbia, CA

Income

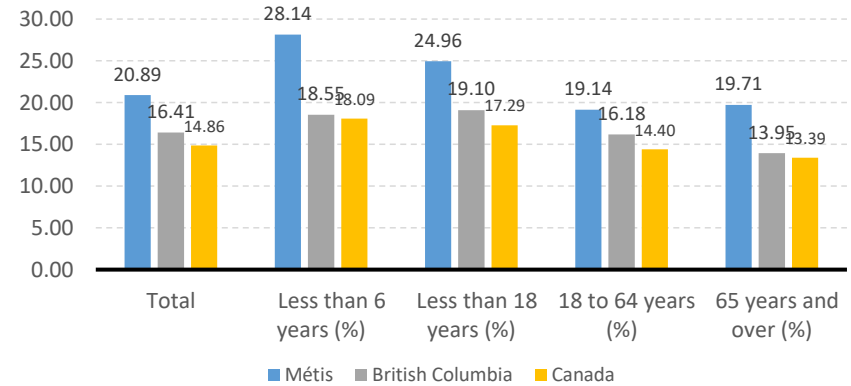
After-Tax Income of Households in 2010



For Métis singles, median after-tax household income is \$55,163, and average after-tax household income is

\$63,128. Métis has higher median and lower average after-tax income than British Columbia, and higher median and lower average after-tax income than Canada.

Prevalence of Low Income in 2010 Based On After-Tax Low-Income Measure (%)



The prevalence of low income based on after-tax low-income measure is 20.89%.

The percentage of low income is 24.96% for people less than 18 years old, 28.14% for people less than 6 years old, 19.14% for people from 18 to 64 years old, and 19.71% for people over 65 years old.