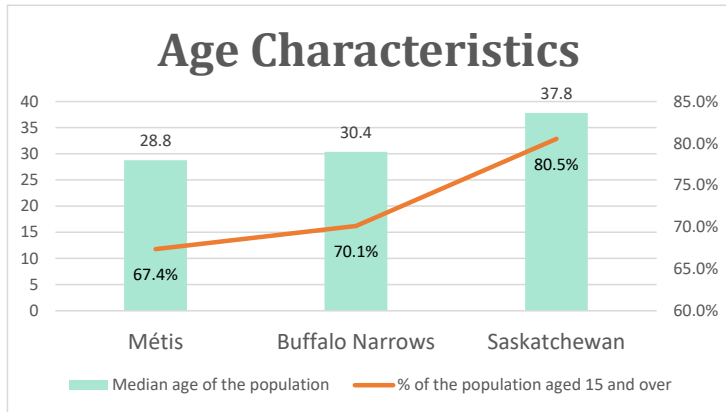


Buffalo Narrows, SK

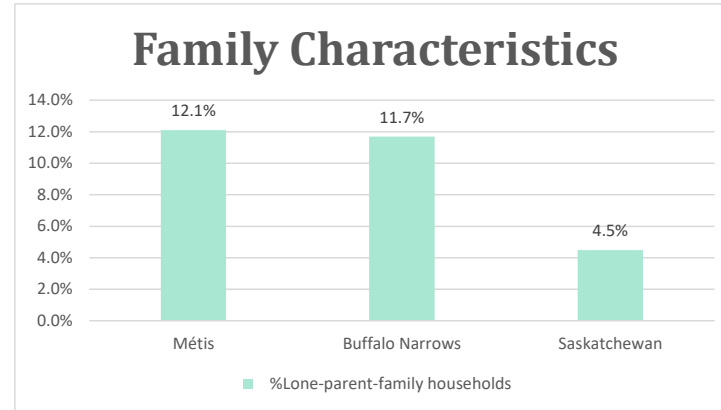
Geo_Code: 4718070

(Source: National Household survey 2011)

The total population reported with Métis single identity is 950 (Total Métis household is 335), representing 95% of Aboriginal people, accounting for 82.3% of the total population in Buffalo Narrows.

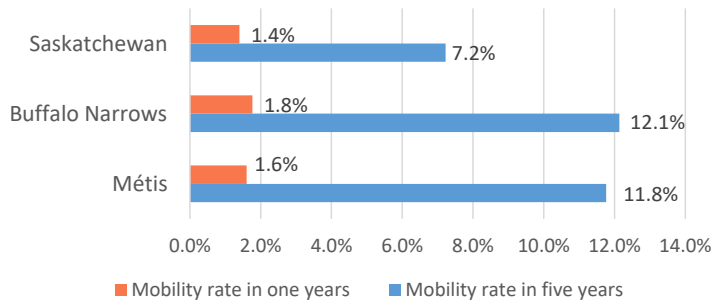


For Métis single identity population, the median age is 28.8 years old, with 67.4% of the population aged 15 and over. As for the total population, the median age is 30.4 in Buffalo Narrows and 37.8 years old in Saskatchewan, with 70.1% and 80.5% population aged 15 and over respectively.



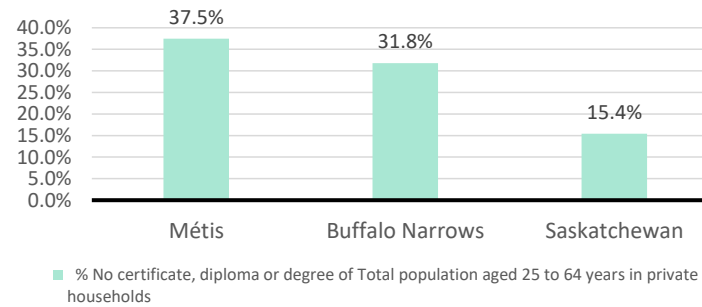
The number of Métis single lone parents household is 115, accounting for 12.1% of the total Métis single private households.

Mobility



15 Métis households moved in last year (1.6%), 100 Métis households moved in the past 5 years (11.8%).

Education



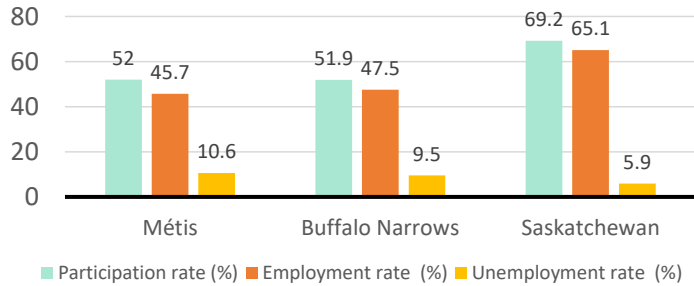
For population aged from 25 to 64 years, 37.5% Métis compared to 31.8% in Buffalo Narrows and 15.4% in Saskatchewan have no certificate, diploma or degree.

For Métis aged from 25 to 34, 27.8% Métis reported to have no certificate, diploma or degree.

Buffalo Narrows, SK

Labor Force & Housing Statistics

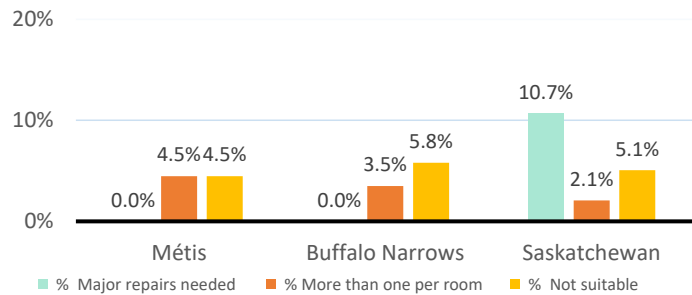
Labour Force Status



Métis participation rate is 52.0%, employment rate is 45.7%, and unemployment rate is 10.6%.

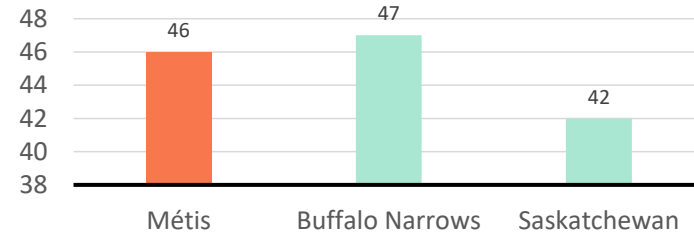
While the participation rate is higher compared with total population in Buffalo Narrows and lower than Saskatchewan (51.9% and 69.2%), unemployment rate is higher.

Household Characteristics



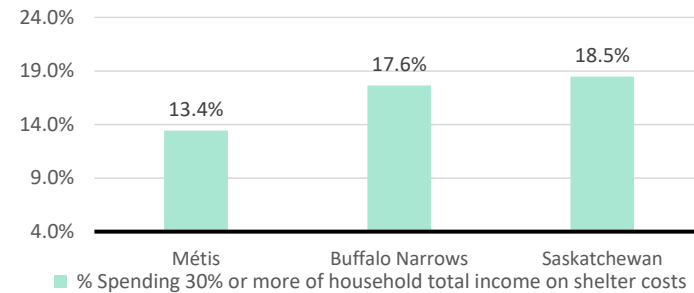
There are 335 private dwellings occupied by a Métis single household, out of which no Métis household reported need major repairs, 4.5% have more than one person per room, and 4.5% Métis household reported to be not suitable.

Average Weeks Worked in 2010



The average weeks worked in 2010 is 46.0 weeks.

Shelter Costs



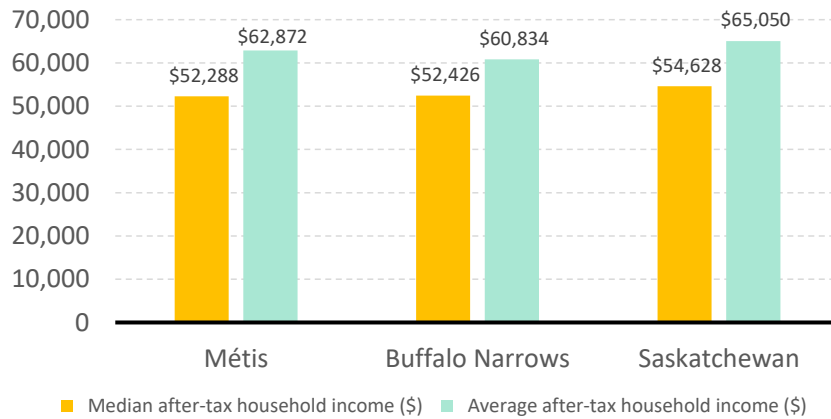
The number of Métis households spending 30% or more of household total income on shelter costs is 45, which is 13.4%

of the total private dwellings occupied by a Métis household, compared to 17.6% of the total population in Buffalo Narrows and 18.5% of the total population in Saskatchewan.

Buffalo Narrows, SK

Income

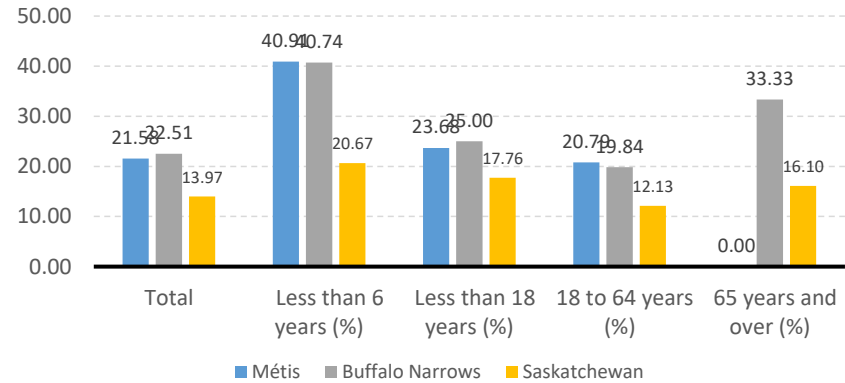
After-Tax Income of Households in 2010



For Métis singles, median after-tax household income is \$52,288, and average after-tax household income is

\$62,872. Métis has lower median and higher average after-tax income than Buffalo Narrows, and lower median and average after-tax income than Saskatchewan.

Prevalence of Low Income in 2010 Based On After-Tax Low-Income Measure (%)



The prevalence of low income based on after-tax low-income measure is 21.58%.

The percentage of low income is 23.68% for people less than 18 years old, 40.91% for people less than 6 years old, 20.79% for people from 18 to 64 years old, and 0.00% for people over 65 years old.