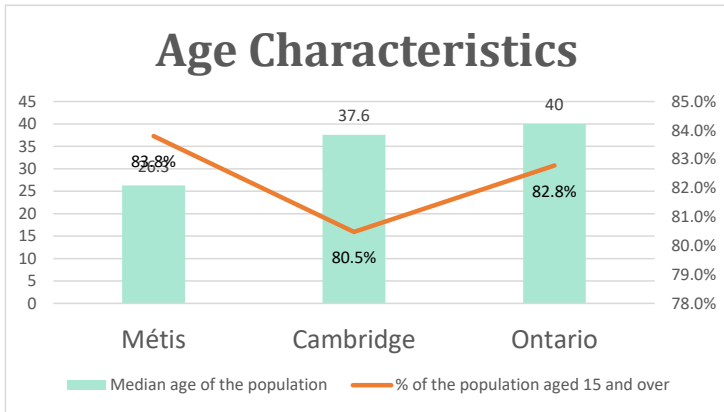


# Cambridge, ON

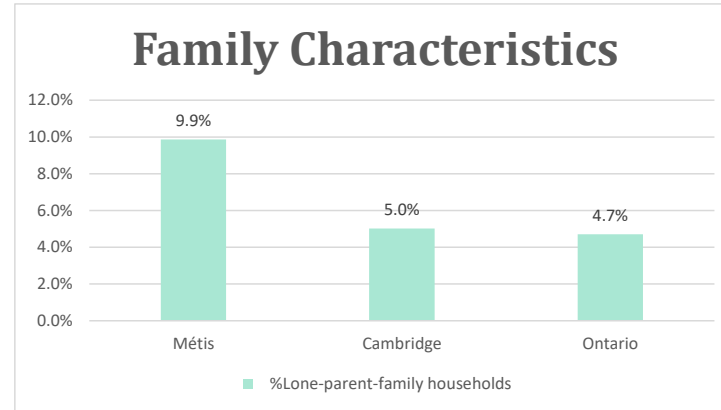
Geo\_Code: 3530010

(Source: National Household survey 2011)

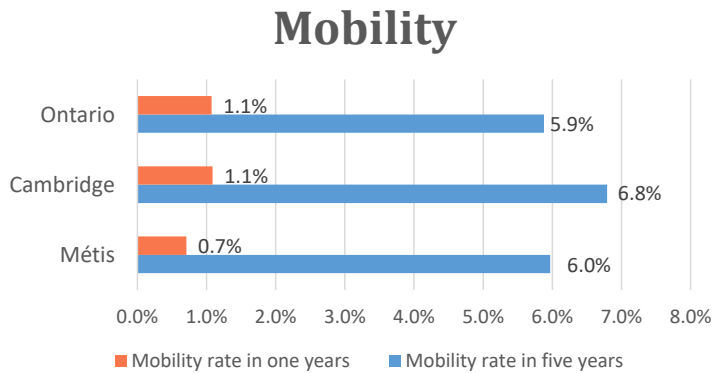
The total population reported with Métis single identity is 710 (Total Métis household is 370), representing 29% of Aboriginal people, accounting for 0.6% of the total population in Cambridge.



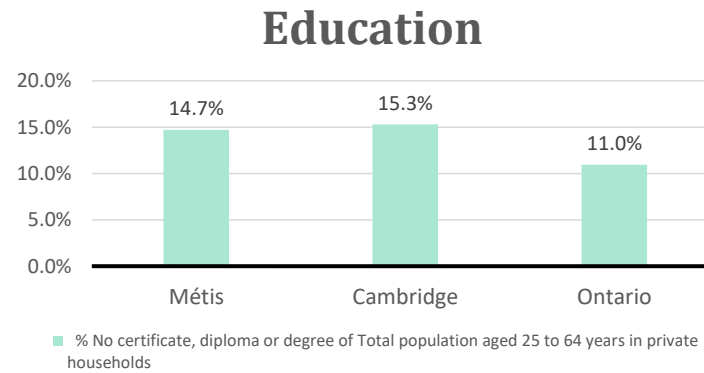
For Métis single identity population, the median age is 26.3 years old, with 83.8% of the population aged 15 and over. As for the total population, the median age is 37.6 in Cambridge and 40.0 years old in Ontario, with 80.5% and 82.8% population aged 15 and over respectively.



The number of Métis single lone parents household is 70, accounting for 9.9% of the total Métis single private households.



5 Métis households moved in last year (0.7%), 40 Métis households moved in the past 5 years (6.0%).



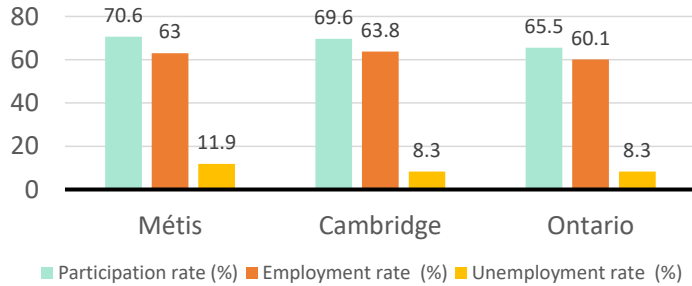
For population aged from 25 to 64 years, 14.7% Métis compared to 15.3% in Cambridge and 11.0% in Ontario have no certificate, diploma or degree.

For Métis aged from 25 to 34, no Métis reported have no certificate, diploma or degree.

# Cambridge, ON

## Labor Force & Housing Statistics

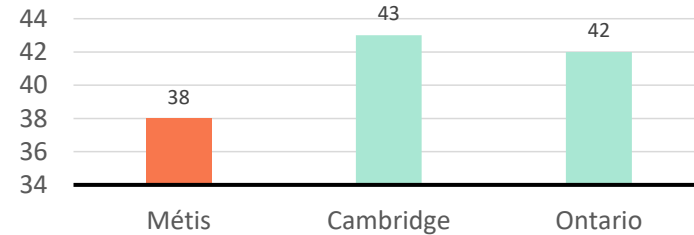
### Labour Force Status



Métis participation rate is 70.6%, employment rate is 63.0%, and unemployment rate is 11.9%.

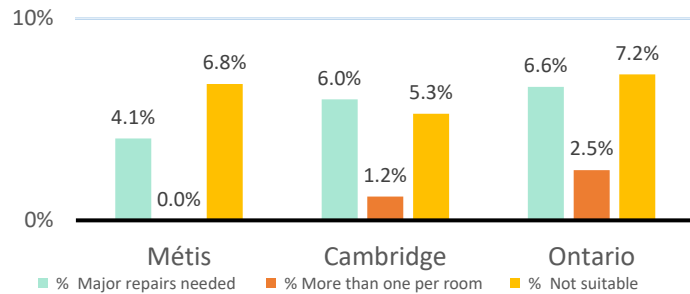
While the participation rate is higher compared with total population in Cambridge and Ontario (69.6% and 65.5%), unemployment rate is also higher.

### Average Weeks Worked in 2010



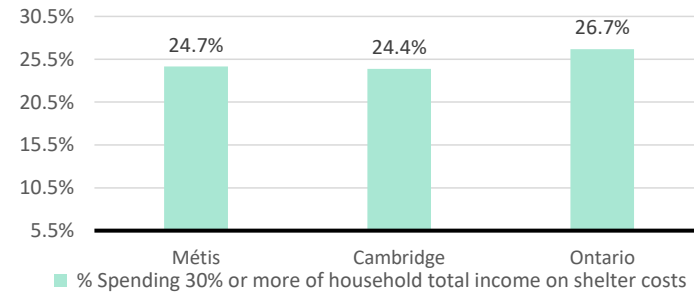
The average weeks worked in 2010 is 38.0 weeks.

### Household Characteristics



There are 370 private dwellings occupied by a Métis single household, out of which 4.1% need major repairs, no Métis household reported have more than one person per room, and 6.8% Métis household reported to be not suitable.

### Shelter Costs



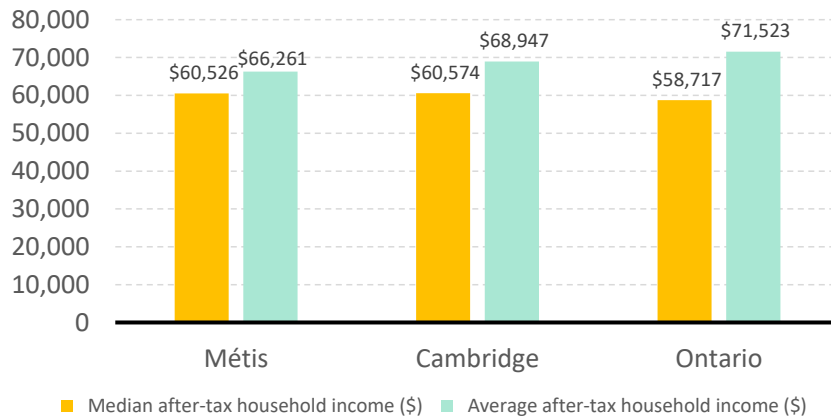
The number of Aboriginal households spending 30% or more of household total income on shelter costs is 90, which is 24.7%

of the total private dwellings occupied by an Aboriginal household, compared to 24.4% of the total population in Cambridge and 26.7% of the total population in Ontario.

# Cambridge, ON

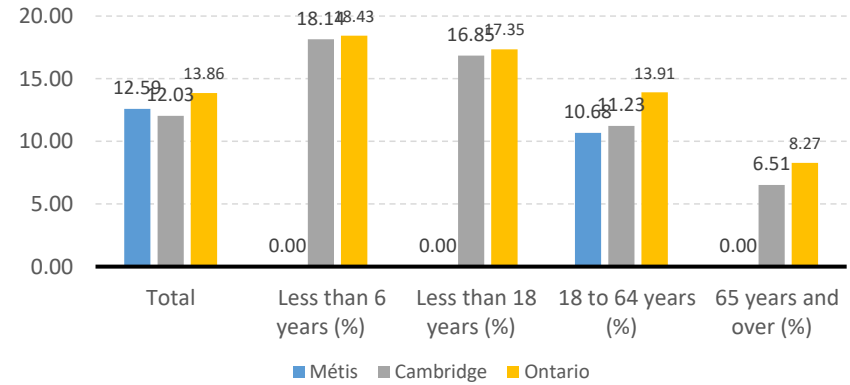
## Income

After-Tax Income of Households in 2010



For Métis singles, median after-tax household income is \$60,526, and average after-tax household income is \$66,261. Métis has lower median and average after-tax income than Cambridge, and higher median and lower average after-tax income than Ontario.

Prevalence of Low Income in 2010 Based On After-Tax Low-Income Measure (%)



The prevalence of low income based on after-tax low-income measure is 12.59%.

The percentage of low income is 10.68% for people from 18 to 64 years old, and no Métis household reported low income in other age groups.