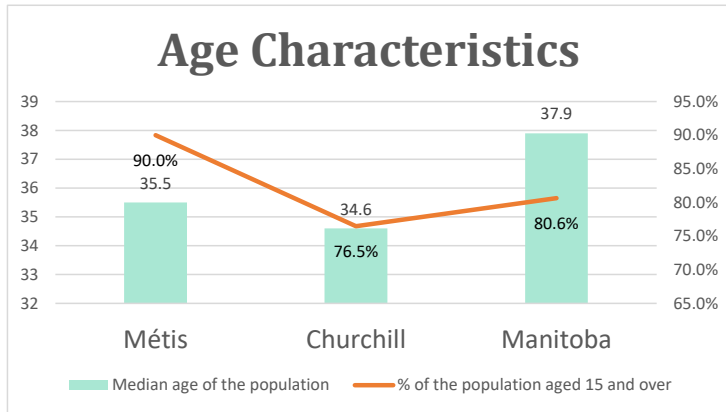


Churchill, MB

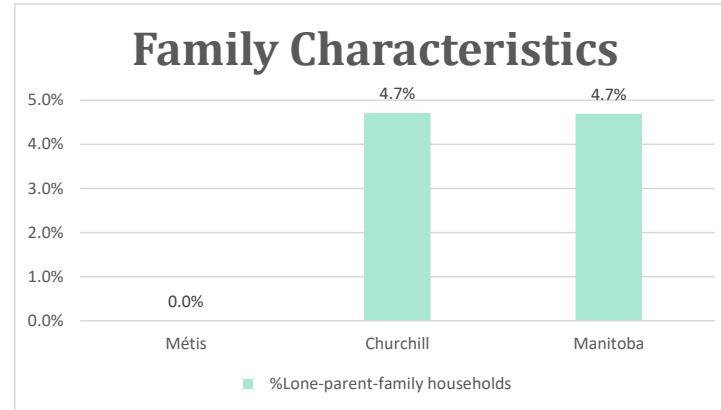
Geo_Code: 4623056

(Source: National Household survey 2011)

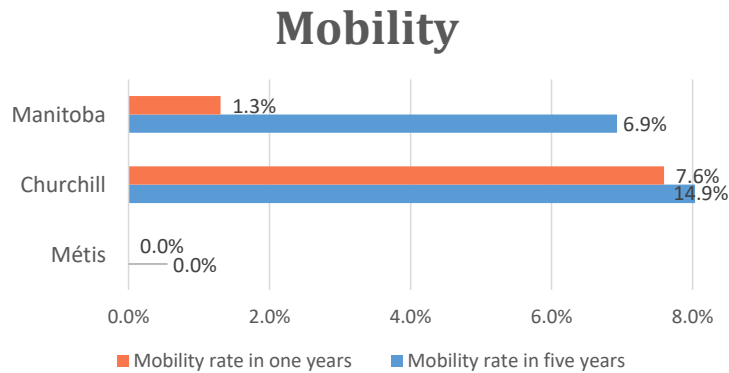
The total population reported with Métis single identity is 100 (Total Métis household is 85), representing 26% of Aboriginal people, accounting for 11.8% of the total population in Churchill.



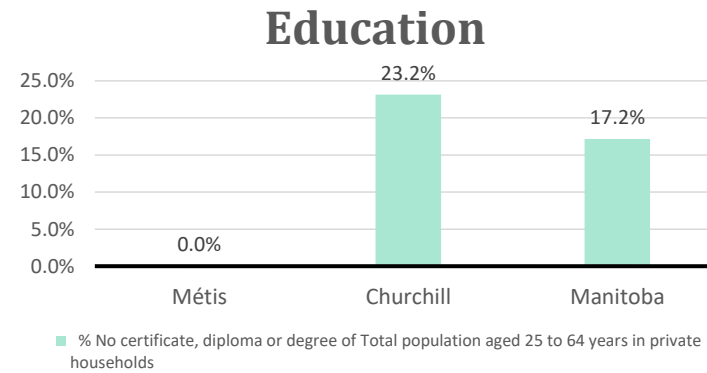
For Métis single identity population, the median age is 35.5 years old, with 90.0% of the population aged 15 and over. As for the total population, the median age is 34.6 in Churchill and 37.9 years old in Manitoba, with 76.5% and 80.6% population aged 15 and over respectively.



No Métis single lone parents household reported to the survey.



No Métis households reported moving in for the last 5 years.



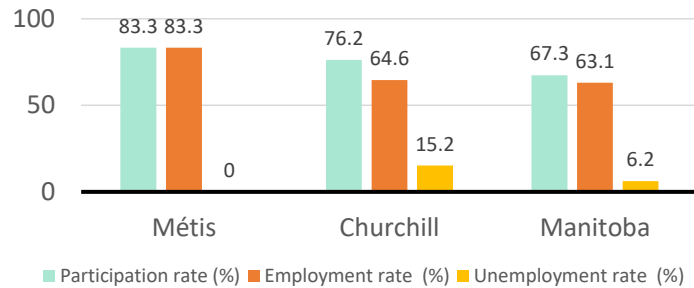
For Métis aged from 25 to 34, 0.0% have no certificate, diploma or degree.

For Métis aged from 25 to 34, no Métis reported without certificate, diploma or degree.

Churchill, MB

Labor Force & Housing Statistics

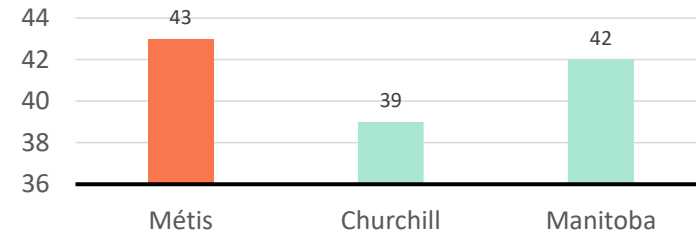
Labour Force Status



Métis participation rate is 83.3%, employment rate is 83.3%, and unemployment rate is 0.0%.

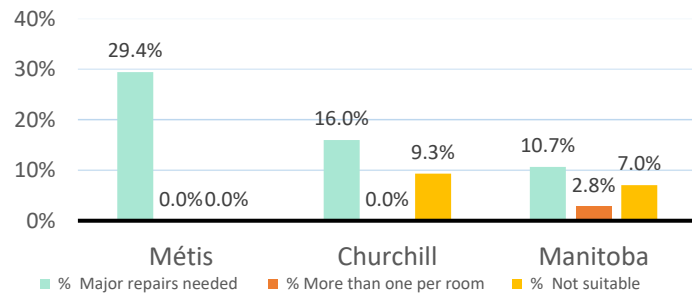
While the participation rate is higher compared with total population in Churchill and Manitoba (76.2% and 67.3%), no Métis reported unemployment.

Average Weeks Worked in 2010



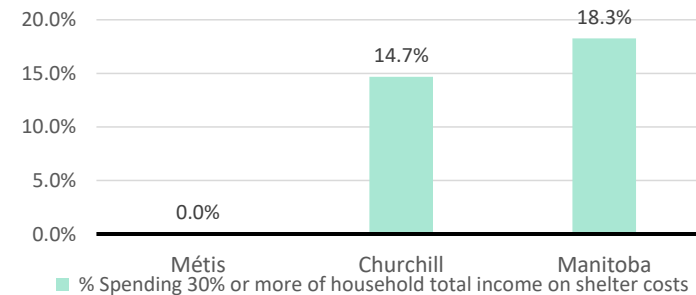
The average weeks worked in 2010 is 43.0 weeks.

Household Characteristics



There are 85 private dwellings occupied by a Métis single household, out of which 29.4% need major repairs, no Métis household reported have more than one person per room, and no Métis household reported to be not suitable.

Shelter Costs



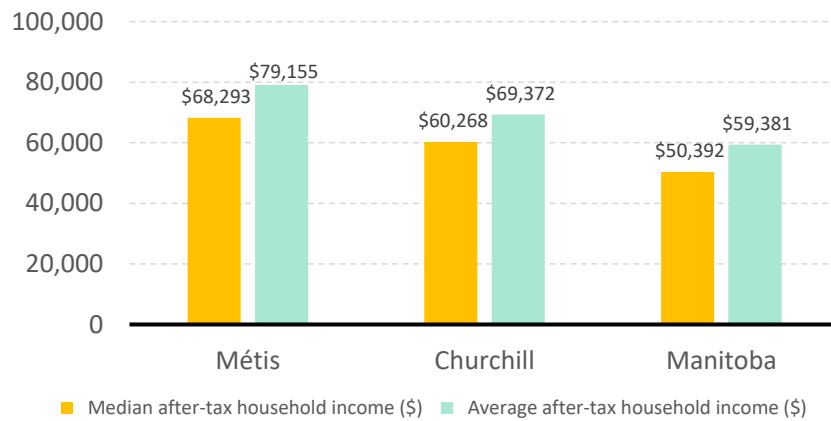
No Métis households reported spending 30% or more of household total income on shelter costs,

compared to 14.7% of the total population in Churchill and 18.3% of the total population in Manitoba.

Churchill, MB

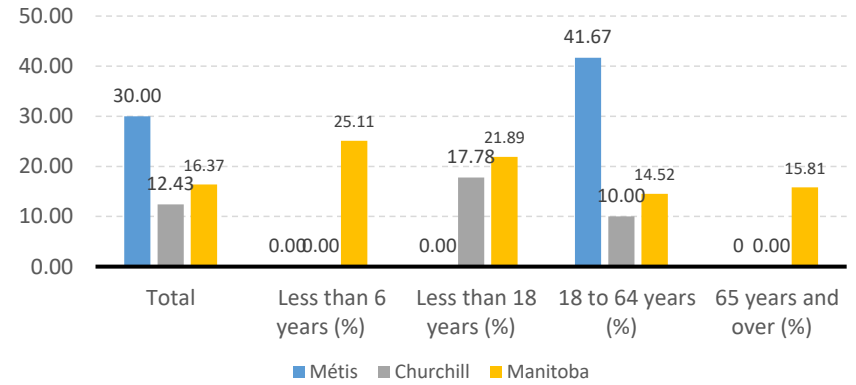
Income

After-Tax Income of Households in 2010



For Métis singles, median after-tax household income is \$68,293, and average after-tax household income is \$79,155. Métis has higher median and average income than Churchill and Manitoba.

Prevalence of Low Income in 2010 Based On After-Tax Low-Income Measure (%)



The prevalence of low income based on after-tax low-income measure is 30.00%.

The percentage of low income is 41.67% for people from 18 to 64 years old, and no Métis household reported low income in other age groups.