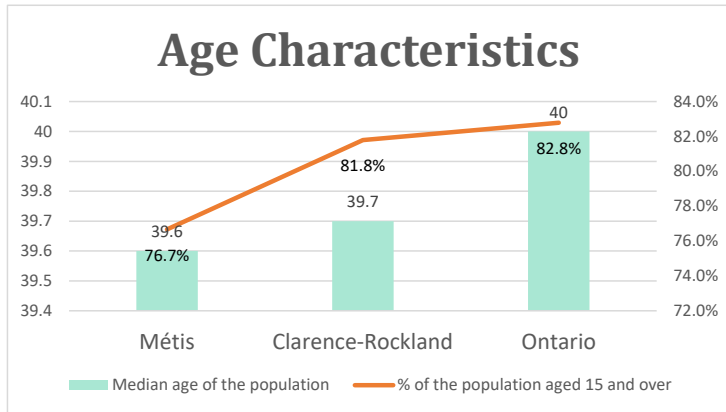


Clarence-Rockland, ON

Geo_Code: 3502036

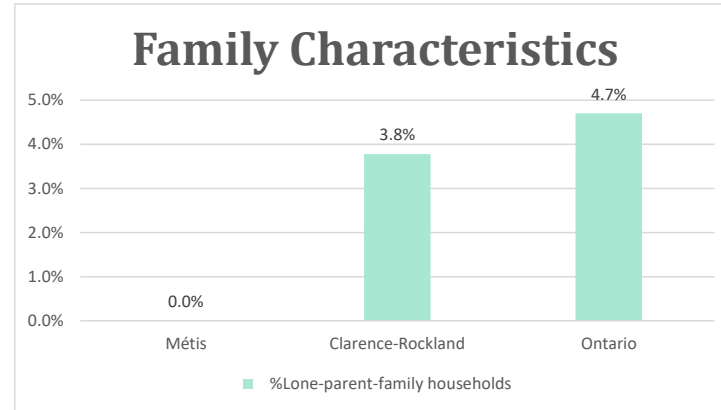
(Source: National Household survey 2011)

The total population reported with Métis single identity is 300 (Total Métis household is 180), representing 45% of Aboriginal people, accounting for 1.3% of the total population in Clarence-Rockland.



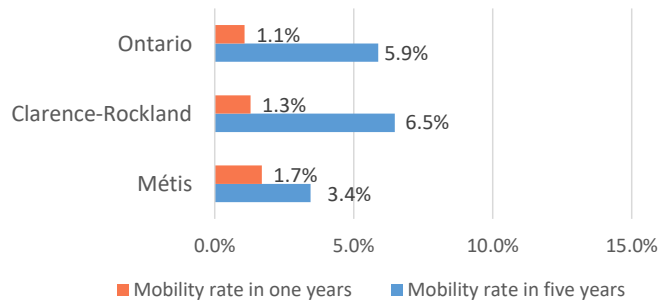
For Métis single identity population, the median age is 39.6 years old, with 76.7% of the population aged 15 and over. As for the total population, the median age is 39.7 in Clarence-Rockland and

40.0 years old in Ontario, with 81.8% and 82.8% population aged 15 and over respectively.



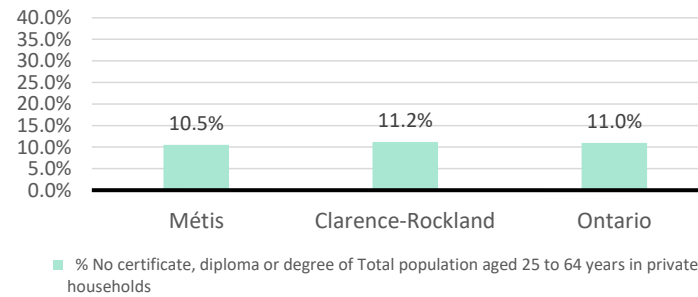
No Métis single lone parents household reported to the survey.

Mobility



5 Métis households moved in last year (1.7%), 10 Métis households moved in the past 5 years (3.4%).

Education



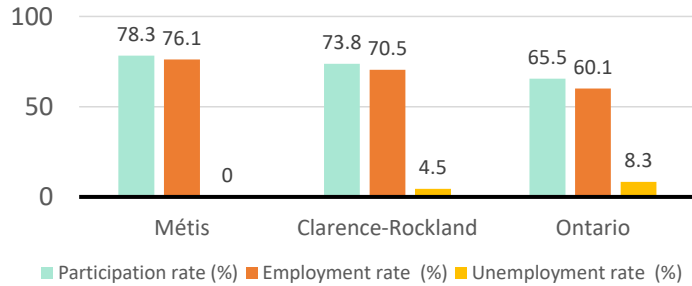
For population aged from 25 to 64 years, 10.5% Métis compared to 11.2% in Clarence-Rockland and 11.0% in Ontario have no certificate, diploma or degree.

For Métis aged from 25 to 34, no Métis reported have no certificate, diploma or degree.

Clarence-Rockland, ON

Labor Force & Housing Statistics

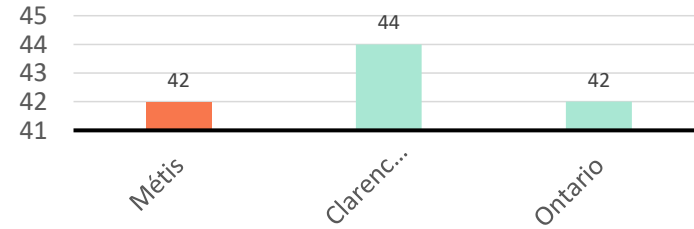
Labour Force Status



Métis participation rate is 78.3%, employment rate is 76.1%, and unemployment rate is 0.0%.

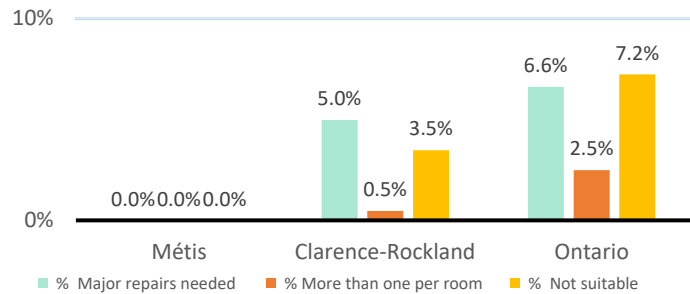
While the participation rate is higher compared with total population in Clarence-Rockland and Ontario (73.8% and 65.5%), no Métis reported unemployment.

Average Weeks Worked in 2010



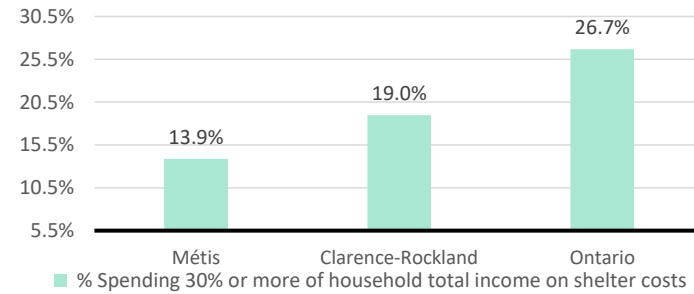
The average weeks worked in 2010 is 42.0 weeks.

Household Characteristics



There are 180 private dwellings occupied by a Métis single household, out of which no Métis single household reported need major repairs, have more than one person per room, or not suitable.

Shelter Costs



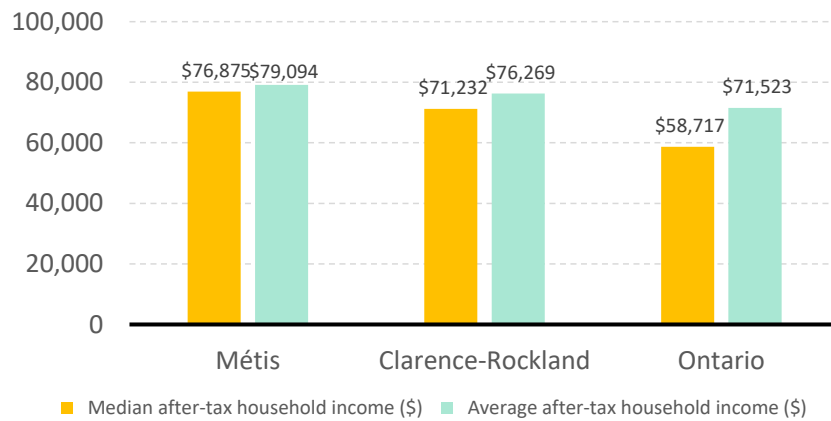
The number of Métis households spending 30% or more of household total income on shelter costs is 25, which is 13.9%

of the total private dwellings occupied by an Métis household, compared to 19.0% of the total population in Clarence-Rockland and 26.7% of the total population in Ontario.

Clarence-Rockland, ON

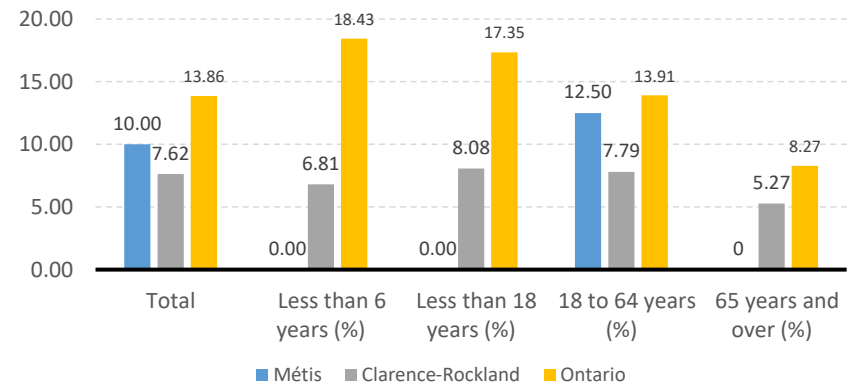
Income

After-Tax Income of Households in 2010



For Métis singles, median after-tax household income is \$76,875, and average after-tax household income is \$79,094. Métis has higher median and average after-tax income than Clarence-Rockland and Ontario.

Prevalence of Low Income in 2010 Based On After-Tax Low-Income Measure (%)



The prevalence of low income based on after-tax low-income measure is 10.00%.

The percentage of low income is 12.50% for people from 18 to 64 years old, and no Métis household reported low income in other age groups.