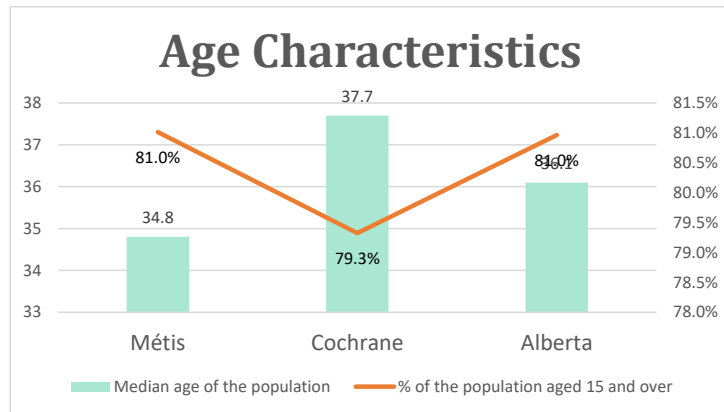


Cochrane, AB

Geo_Code: 4806019

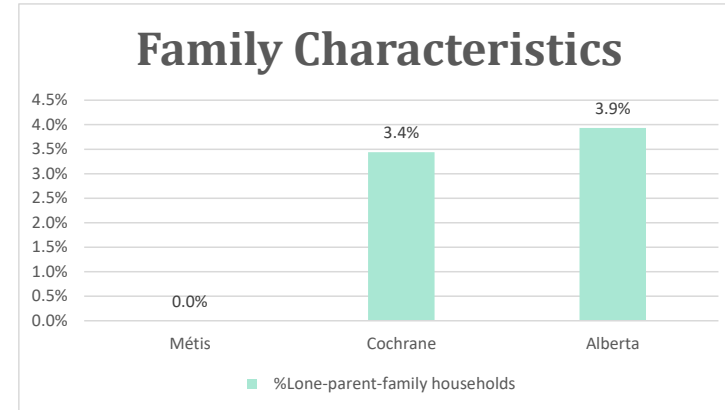
(Source: National Household survey 2011)

The total population reported with Métis single identity is 395 (Total Métis household is 235), representing 77% of Aboriginal people, accounting for 2.3% of the total population in Cochrane.



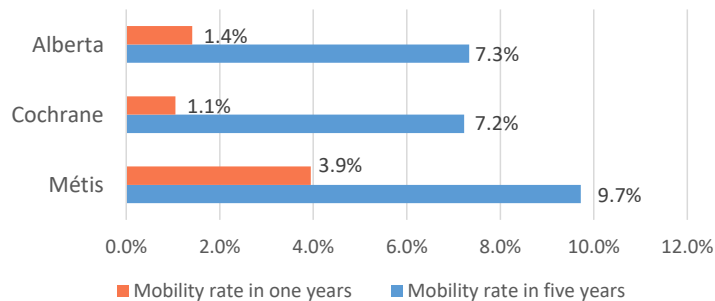
For Métis single identity population, the median age is 34.8 years old, with 81.0% of the population aged 15 and over. As for the total population, the median age is 37.7 in Cochrane and

36.1 years old in Alberta, with 79.3% and 81.0% population aged 15 and over respectively.



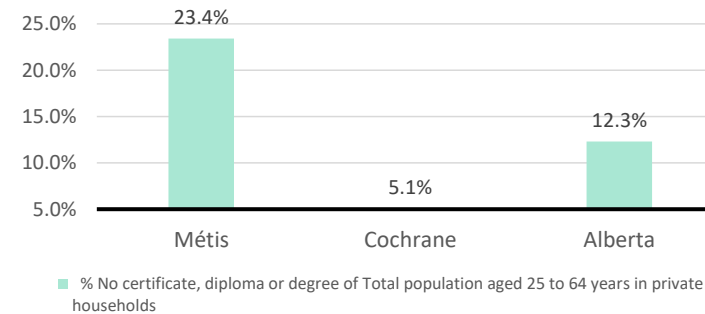
No Métis single lone parents household reported to the survey.

Mobility



15 Métis households moved in last year (3.9%), 35 Métis households moved in the past 5 years (9.7%).

Education



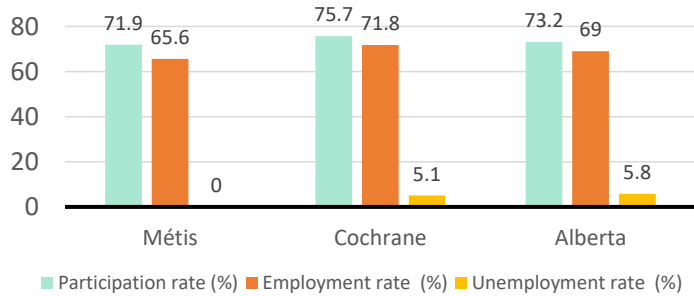
For population aged from 25 to 64 years, 23.4% Métis compared to 5.1% in Cochrane and 12.3% in Alberta have no certificate, diploma or degree.

For Métis aged from 25 to 34, no Métis reported have no certificate, diploma or degree.

Cochrane, AB

Labor Force & Housing Statistics

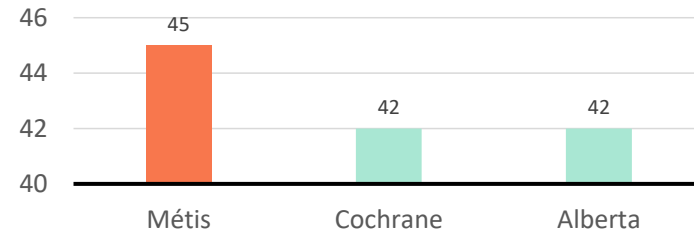
Labour Force Status



Métis participation rate is 71.9%, employment rate is 65.6%, and unemployment rate is 0.0%.

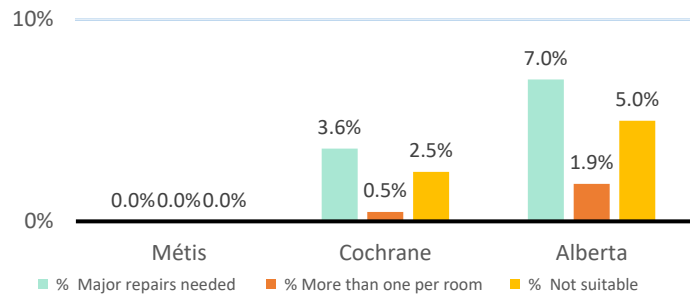
While the participation rate is lower compared with total population in Cochrane and Alberta (75.7% and 73.2%), no Métis reported unemployment.

Average Weeks Worked in 2010



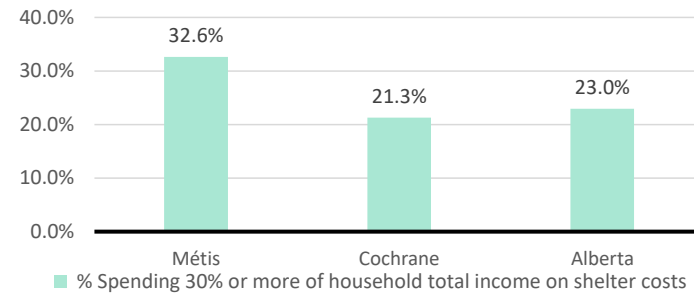
The average weeks worked in 2010 is 45.0 weeks.

Household Characteristics



There are 235 private dwellings occupied by a Métis single household, out of which no Métis single household reported need major repairs, have more than one person per room, or not suitable.

Shelter Costs



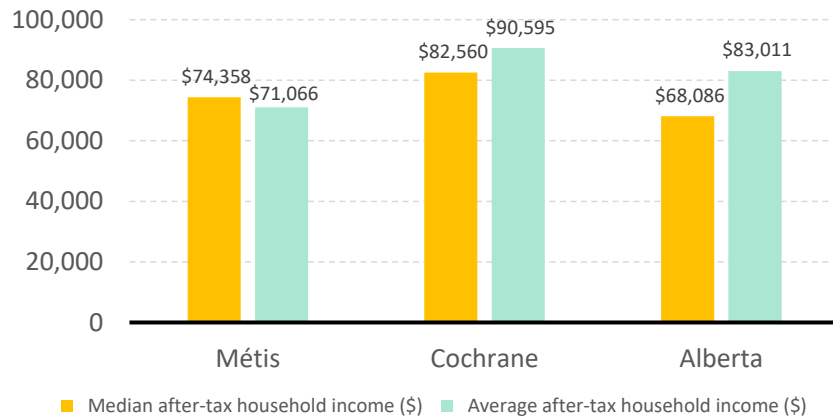
The number of Métis households spending 30% or more of household total income on shelter costs is 75, which is 32.6%

of the total private dwellings occupied by a Métis household, compared to 21.3% of the total population in Cochrane and 23.0% of the total population in Alberta.

Cochrane, AB

Income

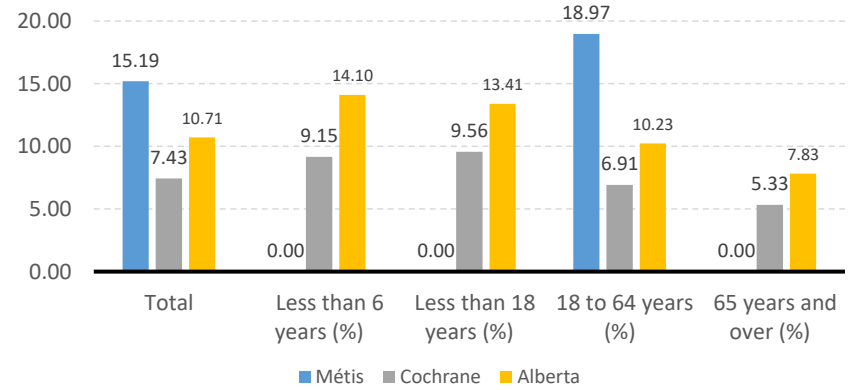
After-Tax Income of Households in 2010



For Métis singles, median after-tax household income is \$74,358, and average after-tax household income is

\$71,066. Métis has lower median and average after-tax income than Cochrane, and higher median and lower average after-tax income than Alberta.

Prevalence of Low Income in 2010 Based On After-Tax Low-Income Measure (%)



The prevalence of low income based on after-tax low-income measure is 15.19%.

The percentage of low income is 18.97% for people from 18 to 64 years old, and no Métis household reported low income in other age groups.