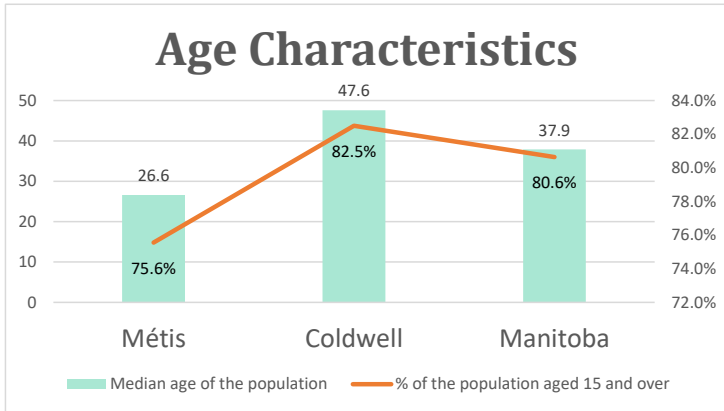


Coldwell, MB

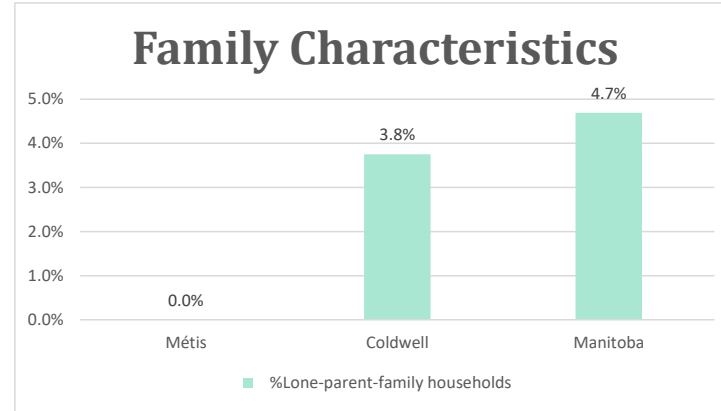
Geo_Code: 4618044

(Source: National Household survey 2011)

The total population reported with Métis single identity is 225 (Total Métis household is 105), representing 73% of Aboriginal people, accounting for 18.8% of the total population in Coldwell.

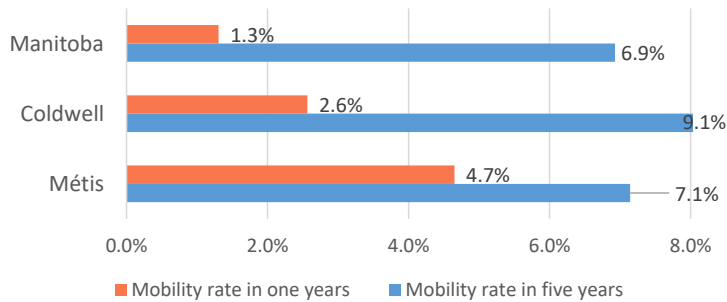


For Métis single identity population, the median age is 26.6 years old, with 75.6% of the population aged 15 and over. As for the total population, the median age is 47.6 in Coldwell and 37.9 years old in Manitoba, with 82.5% and 80.6% population aged 15 and over respectively.



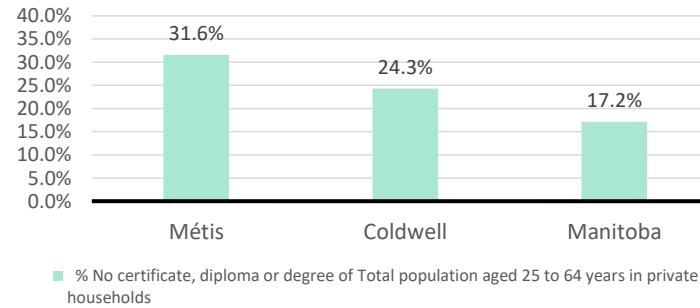
No Métis single lone parents household reported to the survey.

Mobility



10 Métis households moved in last year (4.7%), 15 Métis households moved in the past 5 years (7.1%).

Education



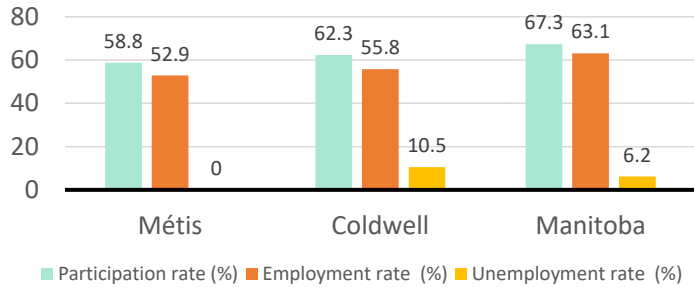
For population aged from 25 to 64 years, 31.6% Métis compared to 24.3% in Coldwell and 17.2% in Manitoba have no certificate, diploma or degree.

For Métis aged from 25 to 34, no Métis reported without certificate, diploma or degree.

Coldwell, MB

Labor Force & Housing Statistics

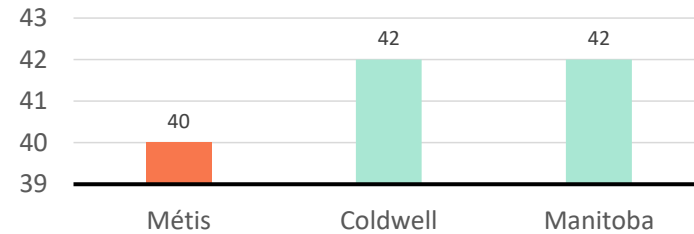
Labour Force Status



Métis participation rate is 58.8%, employment rate is 52.9%, and unemployment rate is 0.0%.

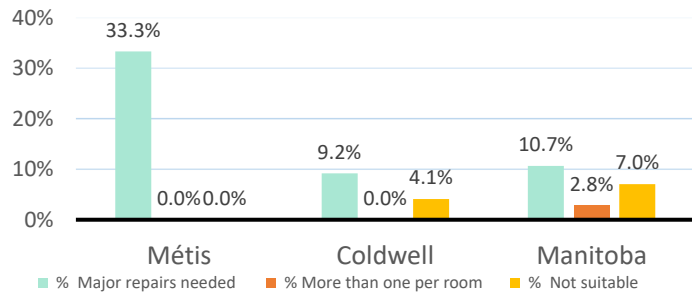
While the participation rate is lower compared with total population in Coldwell and Manitoba (62.3% and 67.3%), no Métis reported unemployment.

Average Weeks Worked in 2010



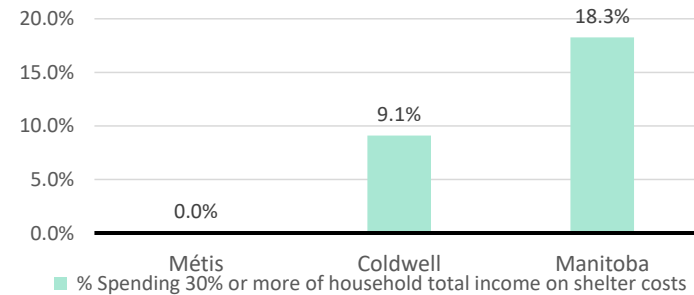
The average weeks worked in 2010 is 40.0 weeks.

Household Characteristics



There are 105 private dwellings occupied by a Métis single household, out of which 33.3% need major repairs, no Métis household reported have more than one person per room, and no Métis household reported to be not suitable.

Shelter Costs



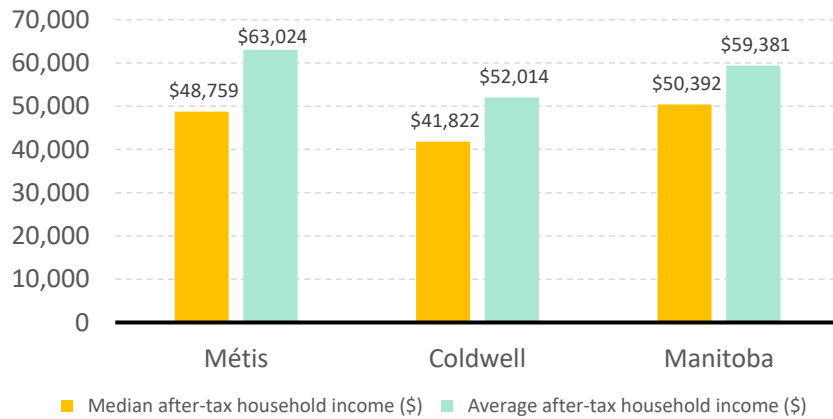
No Métis households reported spending 30% or more of household total income on shelter costs,

compared to 9.1% of the total population in Coldwell and 18.3% of the total population in Manitoba.

Coldwell, MB

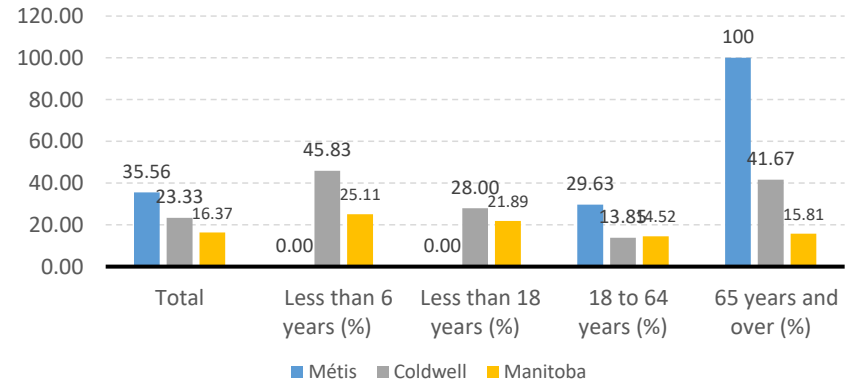
Income

After-Tax Income of Households in 2010



For Métis singles, median after-tax household income is \$48,759, and average after-tax household income is \$63,024. Métis has higher average after-tax income than Coldwell and Manitoba, and Métis has higher median after-tax income than Coldwell but lower than Manitoba.

Prevalence of Low Income in 2010 Based On After-Tax Low-Income Measure (%)



The prevalence of low income based on after-tax low-income measure is 35.56%.

The percentage of low income is 0.00% for people less than 18 years old, 0.00% for people less than 6 years old, 29.63% for people from 18 to 64 years old, and 100.00% for people over 65 years old.