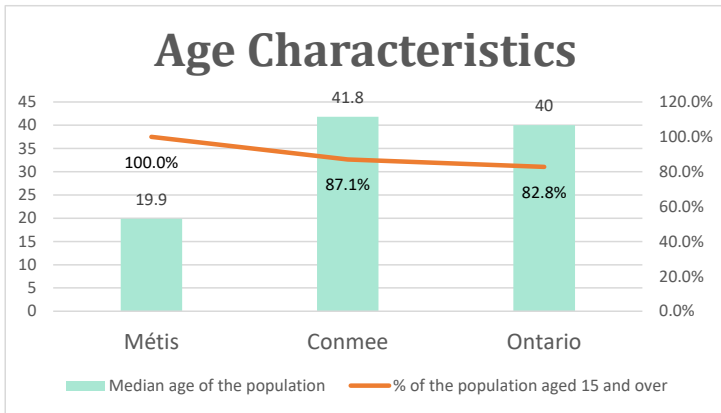


Conmee, ON

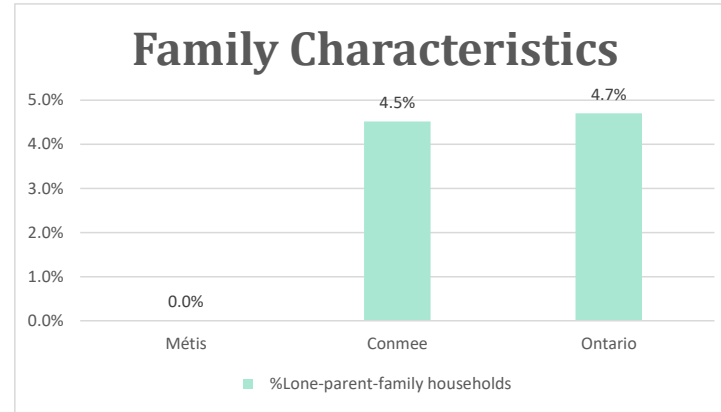
Geo_Code: 3558019

(Source: National Household survey 2011)

The total population reported with Métis single identity is 80 (Total Métis household is 30), representing 48% of Aboriginal people, accounting for 10.3% of the total population in Conmee.

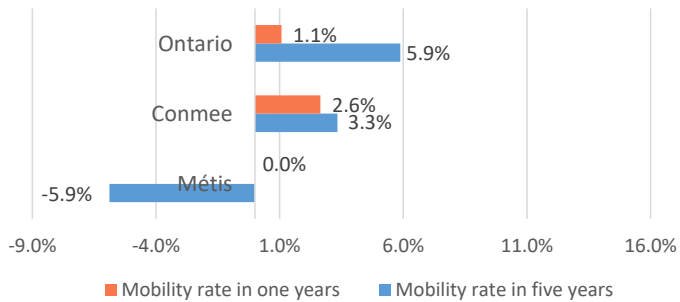


For Métis single identity population, the median age is 19.9 years old, with 100.0% of the population aged 15 and over. As for the total population, the median age is 41.8 in Conmee and 40.0 years old in Ontario, with 87.1% and 82.8% population aged 15 and over respectively.



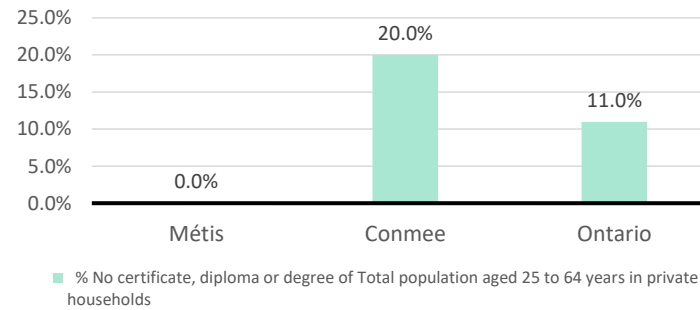
No Métis single lone parents household reported to the survey.

Mobility



No Métis households reported moving in for the last year. 5 Métis households moved out the past 5 years (-5.9%).

Education



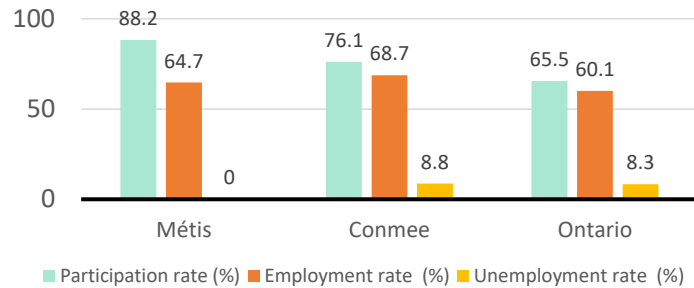
For population aged from 25 to 64 years, no Métis reported have no certificate, diploma or degree.

For Métis aged from 25 to 34, no Métis reported have no certificate, diploma or degree.

Conmee, ON

Labor Force & Housing Statistics

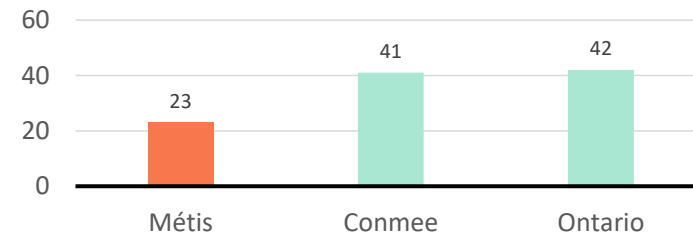
Labour Force Status



Métis participation rate is 88.2%, employment rate is 64.7%, and unemployment rate is 0.0%.

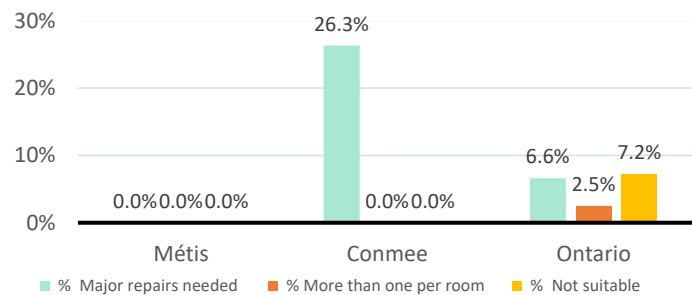
While the participation rate is higher compared with total population in Conmee and Ontario (76.1% and 65.5%), no Métis reported unemployment.

Average Weeks Worked in 2010



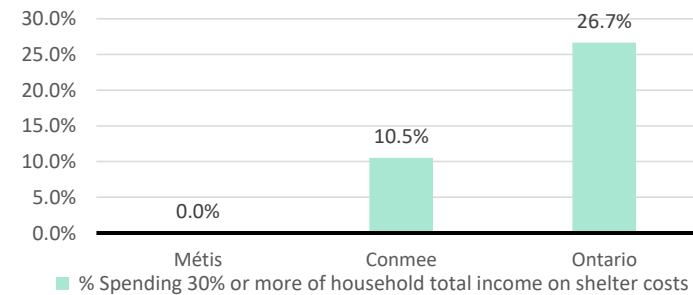
The average weeks worked in 2010 is 23.0 weeks.

Household Characteristics



There are 30 private dwellings occupied by a Métis single household, out of which no Métis single household reported need major repairs, have more than one person per room, or not suitable.

Shelter Costs



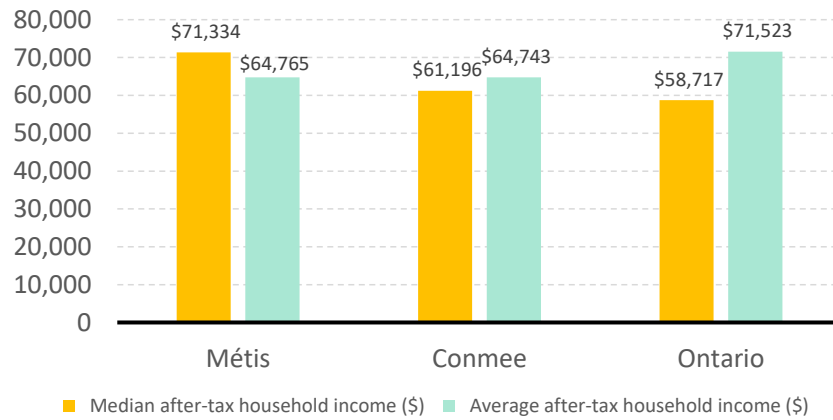
No Métis households reported spending 30% or more of household total income on shelter costs,

compared to 10.5% of the total population in Conmee and 26.7% of the total population in Ontario.

Conmee, ON

Income

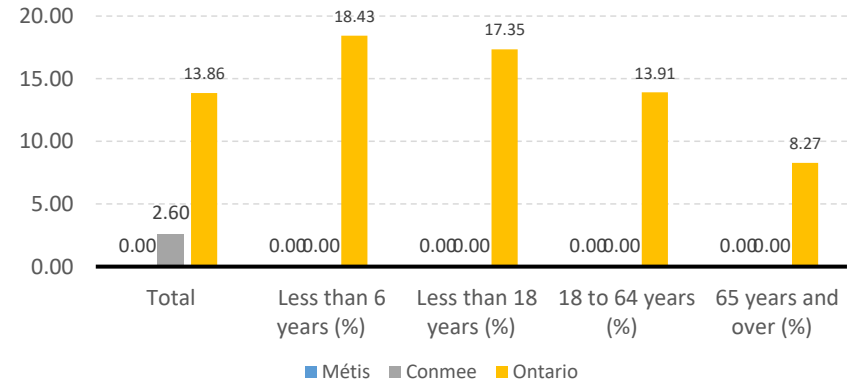
After-Tax Income of Households in 2010



For Métis singles, median after-tax household income is \$71,334, and average after-tax household income is

\$64,765. Métis has higher median and average after-tax income than Conmee, and higher median and lower

Prevalence of Low Income in 2010 Based On After-Tax Low-Income Measure (%)



The prevalence of low income based on after-tax low-income measure is 0.00%.

No Métis household reported low income in Conmee.