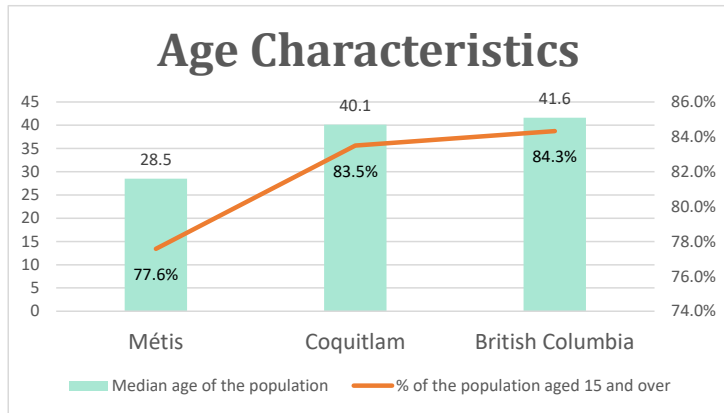


Coquitlam, BC

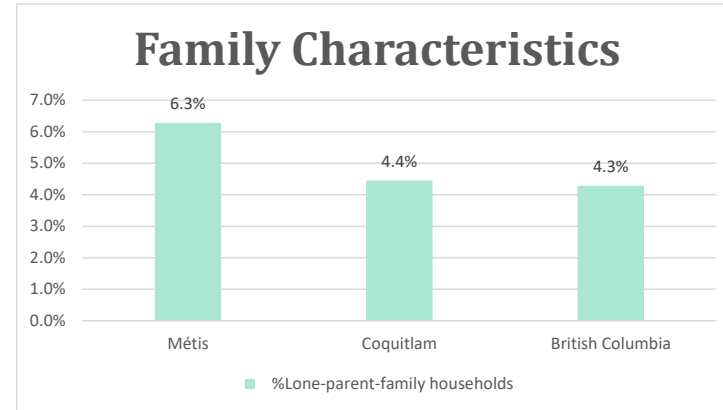
Geo_Code: 5915034

(Source: National Household survey 2011)

The total population reported with Métis single identity is 1,115 (Total Métis household is 655), representing 43% of Aboriginal people, accounting for 0.9% of the total population in Coquitlam.

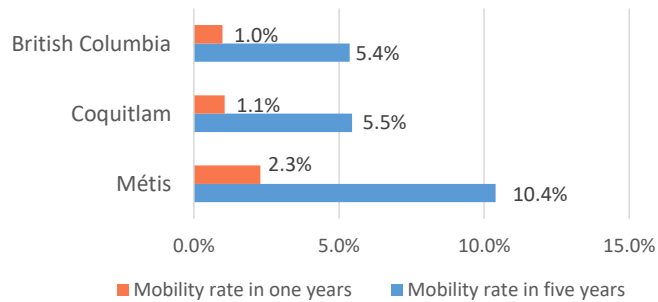


For Métis single identity population, the median age is 28.5 years old, with 77.6% of the population aged 15 and over. As for the total population, the median age is 40.1 in Coquitlam and 41.6 years old in British Columbia, with 83.5% and 84.3% population aged 15 and over respectively.



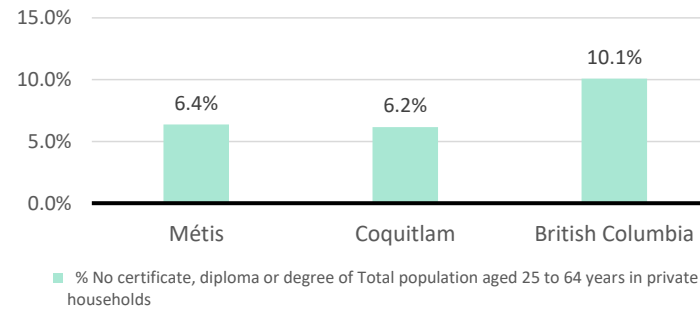
The number of Métis single lone parents household is 70, accounting for 6.3% of the total Métis single private households.

Mobility



25 Métis households moved in last year (2.3%), 105 Métis households moved in the past 5 years (10.4%).

Education



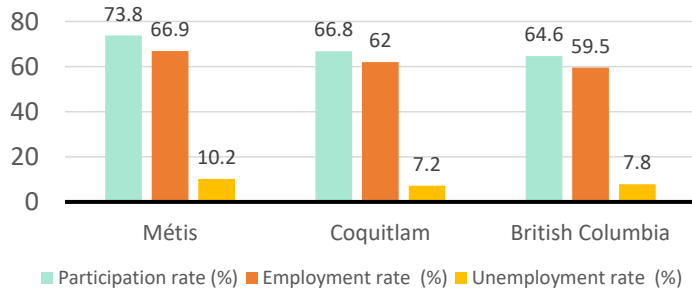
For population aged from 25 to 64 years, 6.4% Métis compared to 6.2% in Coquitlam and 10.1% in British Columbia have no certificate, diploma or degree.

For Métis aged from 25 to 34, no Métis reported have no certificate, diploma or degree.

Coquitlam, BC

Labor Force & Housing Statistics

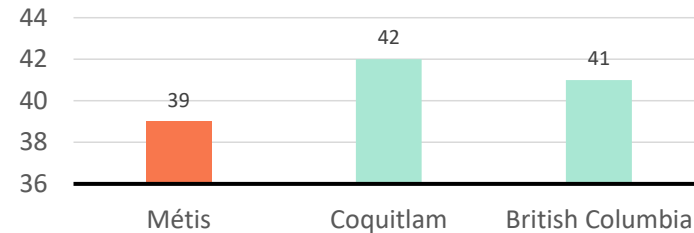
Labour Force Status



Métis participation rate is 73.8%, employment rate is 66.9%, and unemployment rate is 10.2%.

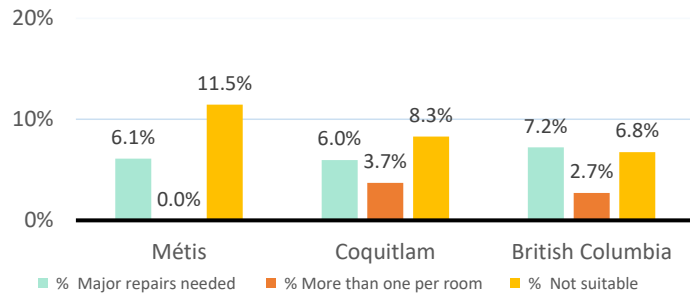
While the participation rate is higher compared with total population in Coquitlam and British Columbia (66.8% and 64.6%), unemployment rate is also higher.

Average Weeks Worked in 2010



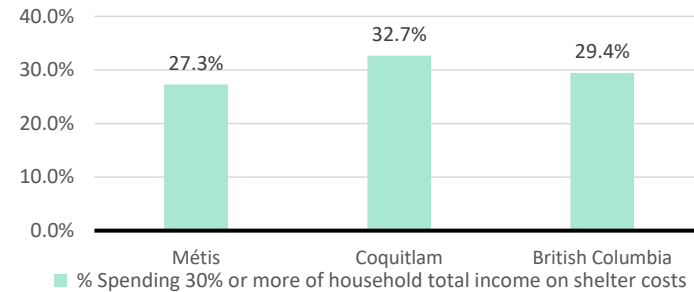
The average weeks worked in 2010 is 39.0 weeks.

Household Characteristics



There are 655 private dwellings occupied by a Métis single household, out of which 6.1% need major repairs, no Métis household reported have more than one person per room, and 11.5% Métis household reported to be not suitable.

Shelter Costs



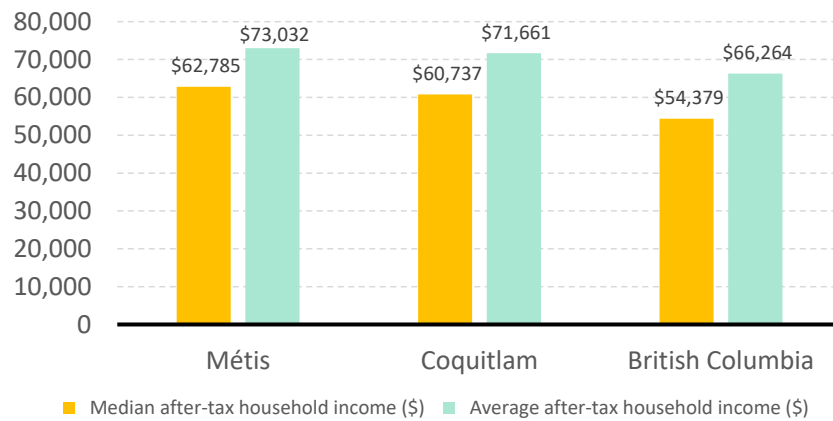
The number of Métis households spending 30% or more of household total income on shelter costs is 180, which is 27.3%

of the total private dwellings occupied by a Métis household, compared to 32.7% of the total population in Coquitlam and 29.4% of the total population in British Columbia.

Coquitlam, BC

Income

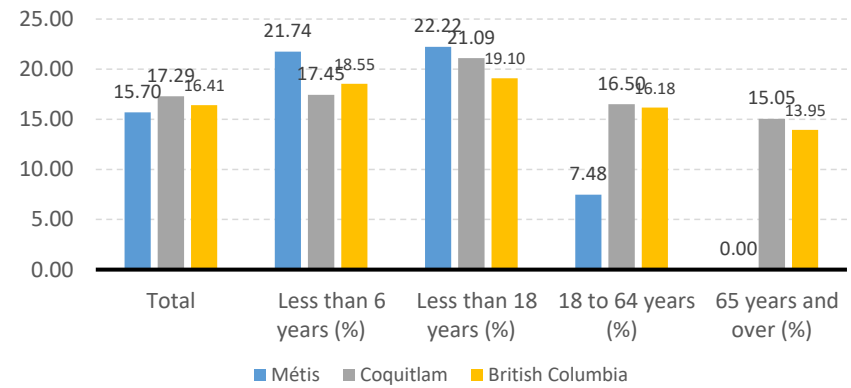
After-Tax Income of Households in 2010



For Métis singles, median after-tax household income is \$62,785, and average after-tax household income is

\$73,032. Métis has higher median and average after-tax income than Coquitlam and British Columbia.

Prevalence of Low Income in 2010 Based On After-Tax Low-Income Measure (%)



The prevalence of low income based on after-tax low-income measure is 15.70%.

The percentage of low income is 22.22% for people less than 18 years old, 21.74% for people less than 6 years old, 7.48% for people from 18 to 64 years old, and 0.00% for people over 65 years old.