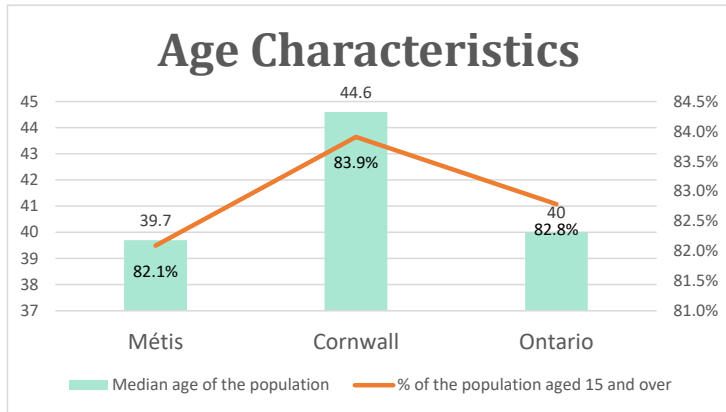


Cornwall, ON

Geo_Code: 3501012

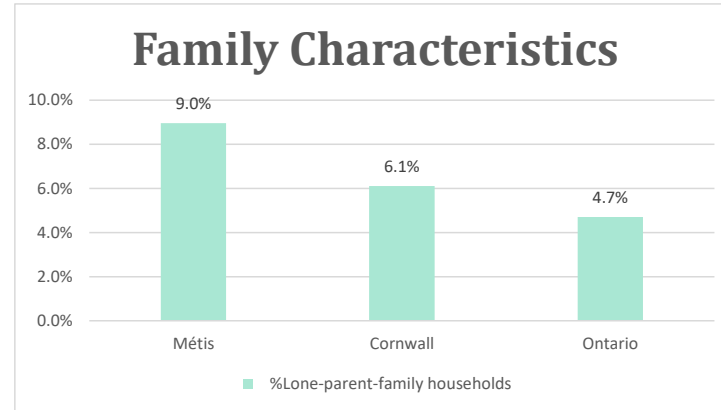
(Source: National Household survey 2011)

The total population reported with Métis single identity is 335 (Total Métis household is 235), representing 19% of Aboriginal people, accounting for 0.7% of the total population in Cornwall.



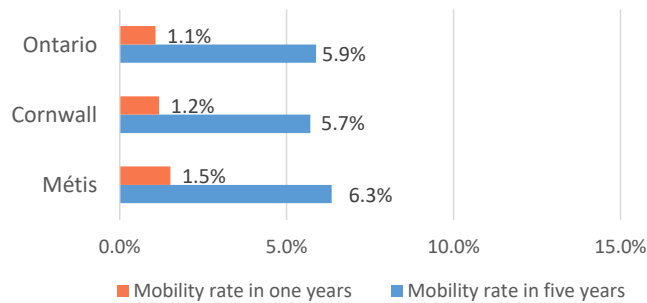
For Métis single identity population, the median age is 39.7 years old, with 82.1% of the population aged 15 and over. As for the total population, the median age is 44.6 in Cornwall and

40.0 years old in Ontario, with 83.9% and 82.8% population aged 15 and over respectively.



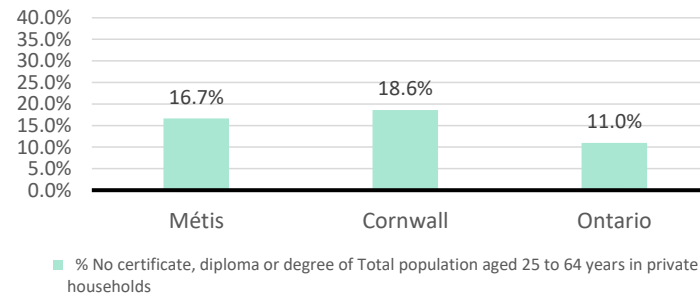
The number of Métis single lone parents household is 30, accounting for 9.0% of the total Métis single private households.

Mobility



5 Métis households moved in last year (1.5%), 20 Métis households moved in the past 5 years (6.3%).

Education



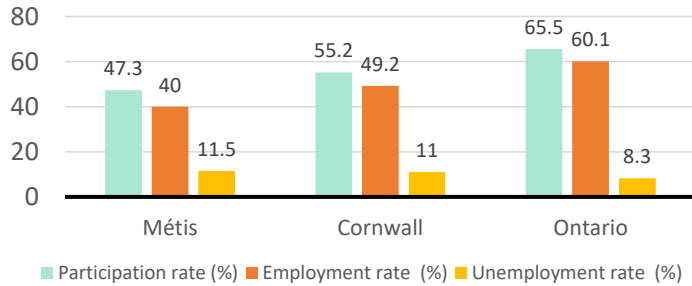
For population aged from 25 to 64 years, 16.7% Métis compared to 18.6% in Cornwall and 11.0% in Ontario have no certificate, diploma or degree.

For Métis aged from 25 to 34, no Métis reported have no certificate, diploma or degree.

Cornwall, ON

Labor Force & Housing Statistics

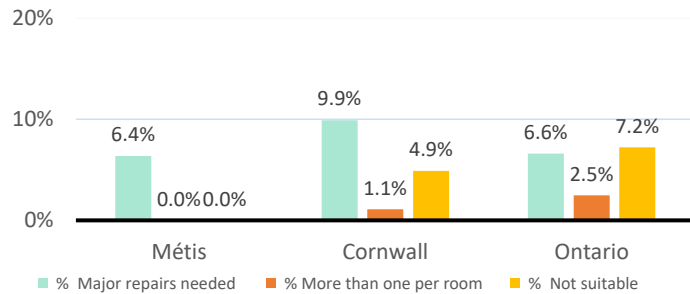
Labour Force Status



Métis participation rate is 47.3%, employment rate is 40.0%, and unemployment rate is 11.5%.

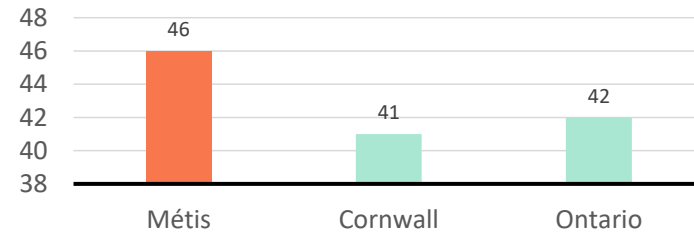
While the participation rate is lower compared with total population in Cornwall and Ontario (55.2% and 65.5%), unemployment rate is higher.

Household Characteristics



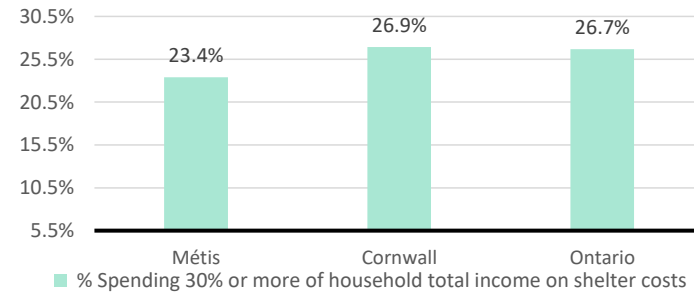
There are 235 private dwellings occupied by a Métis single household, out of which 6.4% need major repairs, no Métis household reported have more than one person per room, and no Métis household reported to be not suitable.

Average Weeks Worked in 2010



The average weeks worked in 2010 is 46.0 weeks.

Shelter Costs



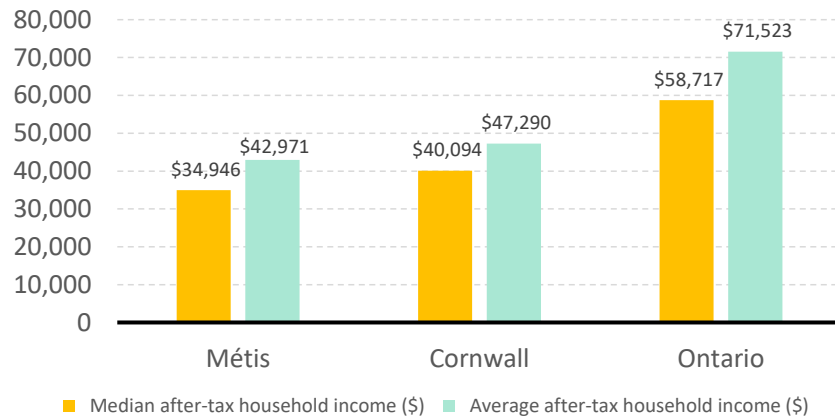
The number of Métis households spending 30% or more of household total income on shelter costs is 55, which is 23.4%

of the total private dwellings occupied by an Métis household, compared to 26.9% of the total population in Cornwall and 26.7% of the total population in Ontario.

Cornwall, ON

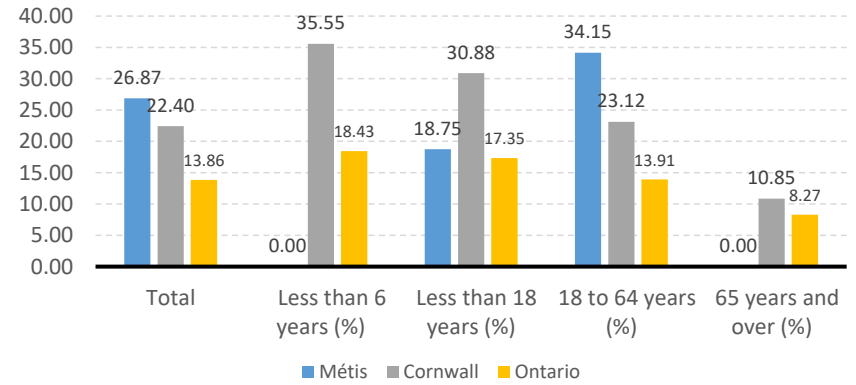
Income

After-Tax Income of Households in 2010



For Métis singles, median after-tax household income is \$34,946, and average after-tax household income is \$42,971. Métis has lower median and average after-tax income than Cornwall and Ontario.

Prevalence of Low Income in 2010 Based On After-Tax Low-Income Measure (%)



The prevalence of low income based on after-tax low-income measure is 26.87%.

The percentage of low income is 18.75% for people less than 18 years old, 0.00% for people less than 6 years old, 34.15% for people from 18 to 64 years old, and 0.00% for people over 65 years old.