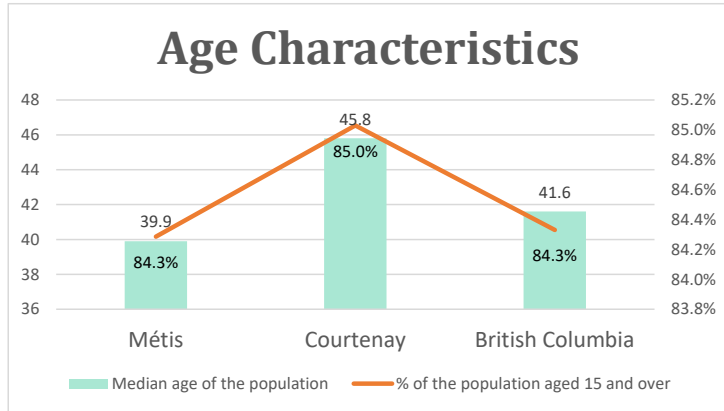


Courtenay, BC

Geo_Code: 5926010

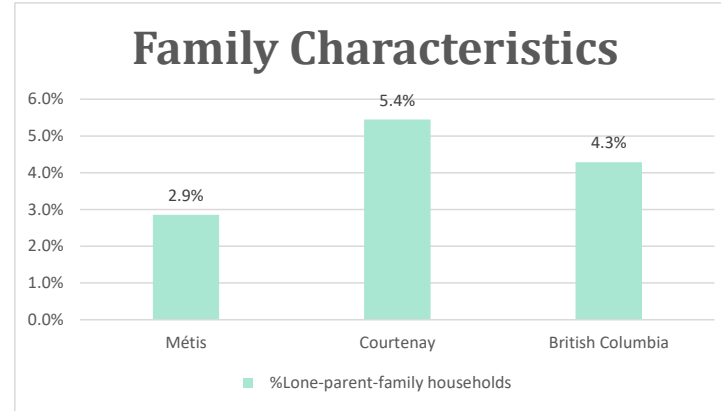
(Source: National Household survey 2011)

The total population reported with Métis single identity is 350 (Total Métis household is 260), representing 29% of Aboriginal people, accounting for 1.5% of the total population in Courtenay.

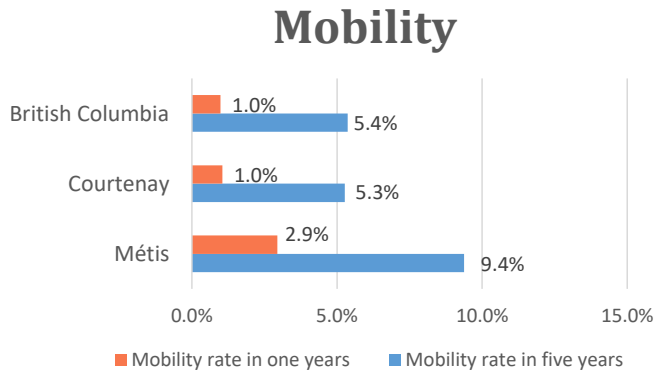


For Métis single identity population, the median age is 39.9 years old, with 84.3% of the population aged 15 and over. As for the total population, the median age is 45.8 in Courtenay and

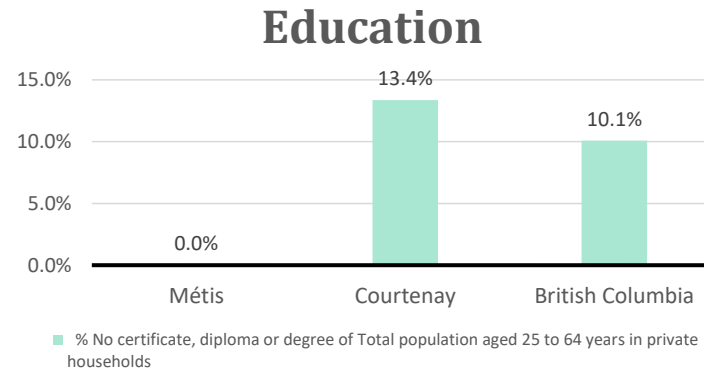
41.6 years old in British Columbia, with 85.0% and 84.3% population aged 15 and over respectively.



The number of Métis single lone parents household is 10, accounting for 2.9% of the total Métis single private households.



10 Métis households moved in last year (2.9%), 30 Métis households moved in the past 5 years (9.4%).



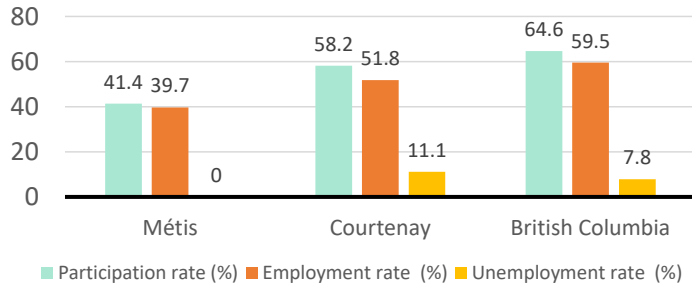
For population aged from 25 to 64 years, no Métis reported have no certificate, diploma or degree.

For Métis aged from 25 to 34, no Métis reported have no certificate, diploma or degree.

Courtenay, BC

Labor Force & Housing Statistics

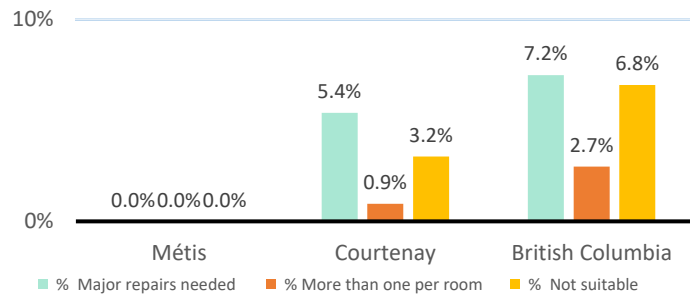
Labour Force Status



Métis participation rate is 41.4%, employment rate is 39.7%, and unemployment rate is 0.0%.

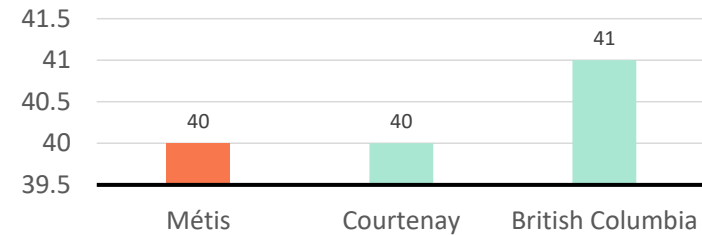
While the participation rate is lower compared with total population in Courtenay and British Columbia (58.2% and 64.6%), no Métis reported unemployment.

Household Characteristics



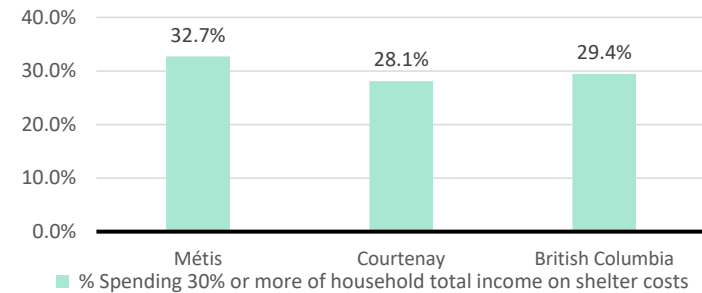
There are 260 private dwellings occupied by a Métis single household, out of which no Métis single household reported need major repairs, have more than one person per room, or not suitable.

Average Weeks Worked in 2010



The average weeks worked in 2010 is 40.0 weeks.

Shelter Costs



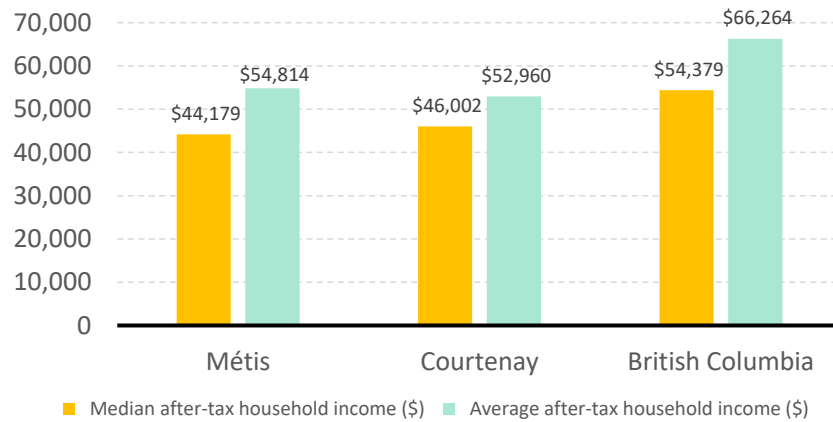
The number of Métis households spending 30% or more of household total income on shelter costs is 85, which is 32.7%

of the total private dwellings occupied by a Métis household, compared to 28.1% of the total population in Courtenay and 29.4% of the total population in British Columbia.

Courtenay, BC

Income

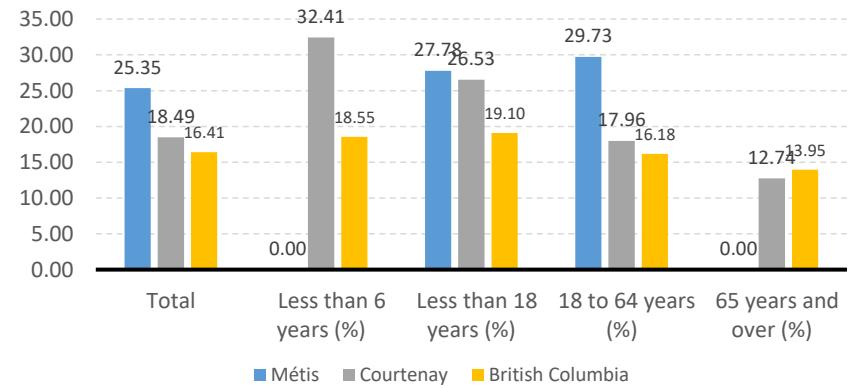
After-Tax Income of Households in 2010



For Métis singles, median after-tax household income is \$44,179, and average after-tax household income is

\$54,814. Métis has lower median and higher average after-tax income than Courtenay, and lower median and average after-tax income than British Columbia.

Prevalence of Low Income in 2010 Based On After-Tax Low-Income Measure (%)



The prevalence of low income based on after-tax low-income measure is 25.35%.

The percentage of low income is 27.78% for people less than 18 years old, 0.00% for people less than 6 years old, 29.73% for people from 18 to 64 years old, and 0.00% for people over 65 years old.