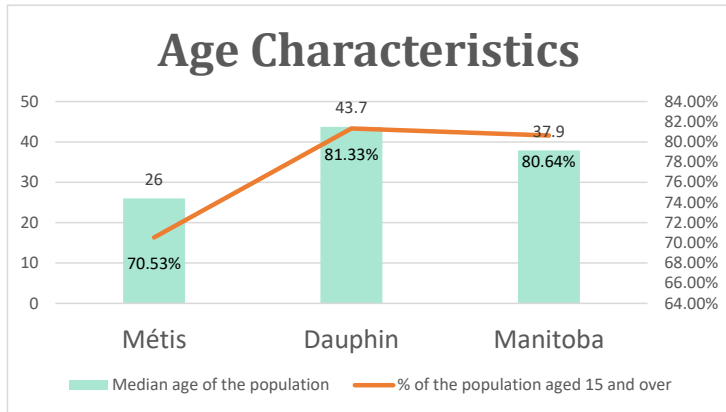


Dauphin, MB

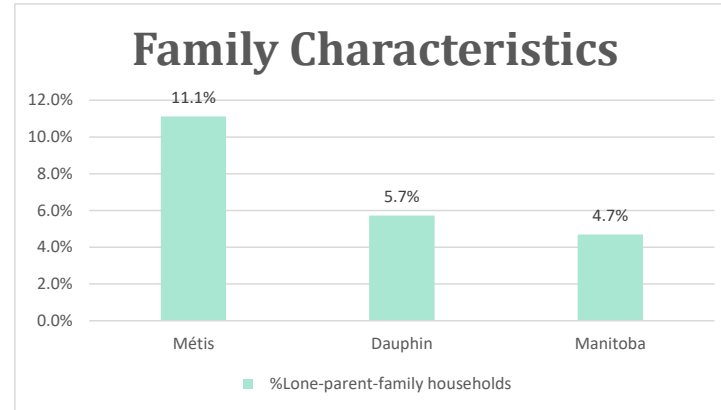
Geo_Code: 4617050

(Source: National Household survey 2011)

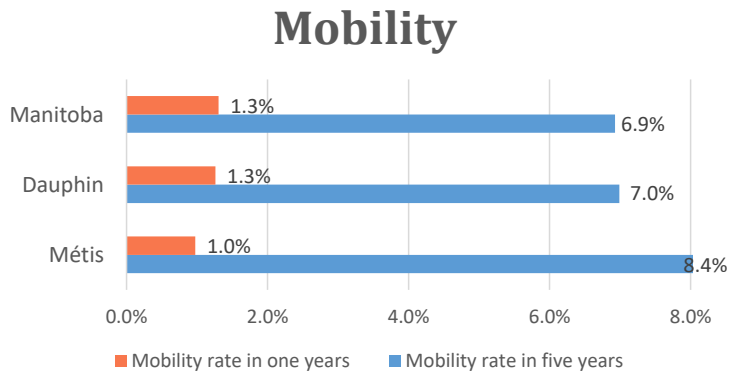
The total population reported with Métis single identity is 1,035 (Total Métis household is 565), representing 55% of Aboriginal people, accounting for 12.9% of the total population in Dauphin.



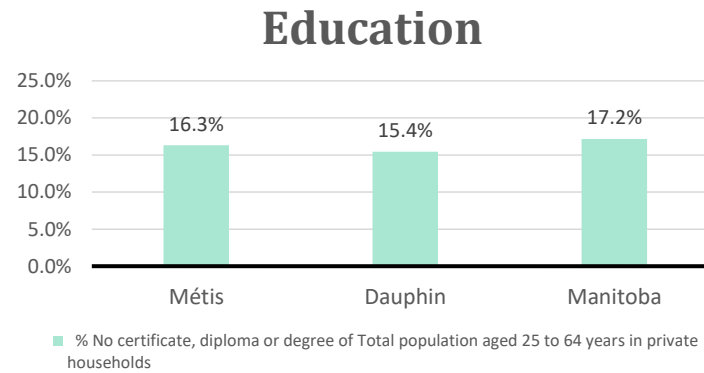
For Métis single identity population, the median age is 26.0 years old, with 70.5% of the population aged 15 and over. As for the total population, the median age is 43.7 in Dauphin and 37.9 years old in Manitoba, with 81.3% and 80.6% population aged 15 and over respectively.



The number of Métis single lone parents household is 115, accounting for 11.1% of the total Métis single private households.



10 Métis households moved in last year (1.0%), 80 Métis households moved in the past 5 years (8.4%).



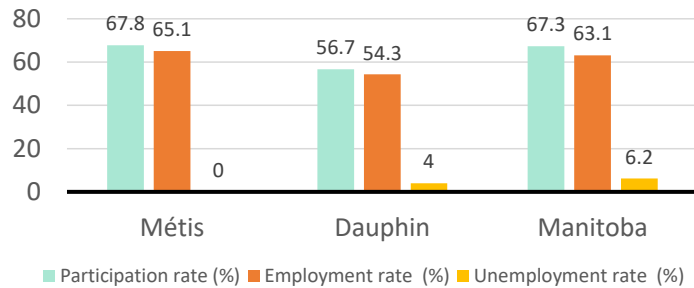
For population aged from 25 to 64 years, 16.3% Métis compared to 15.4% in Dauphin and 17.2% in Manitoba have no certificate, diploma or degree.

For Métis aged from 25 to 34, 17.2% have no certificate, diploma or degree.

Dauphin, MB

Labor Force & Housing Statistics

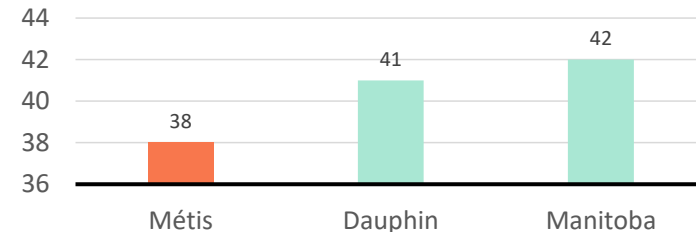
Labour Force Status



Métis participation rate is 67.8%, employment rate is 65.1%, and unemployment rate is 0.0%.

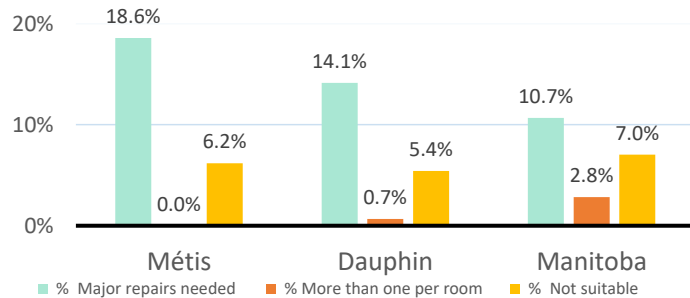
While the participation rate is higher compared with total population in Dauphin and Manitoba (56.7% and 67.3%), no Métis reported unemployment.

Average Weeks Worked in 2010



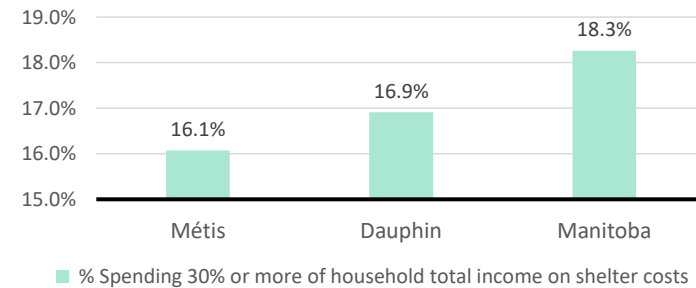
The average weeks worked in 2010 is 38.0 weeks.

Household Characteristics



There are 565 private dwellings occupied by a Métis single household, out of which 18.6% need major repairs, no Métis household reported have more than one person per room, and 6.2% Métis household reported to be not suitable.

Shelter Costs



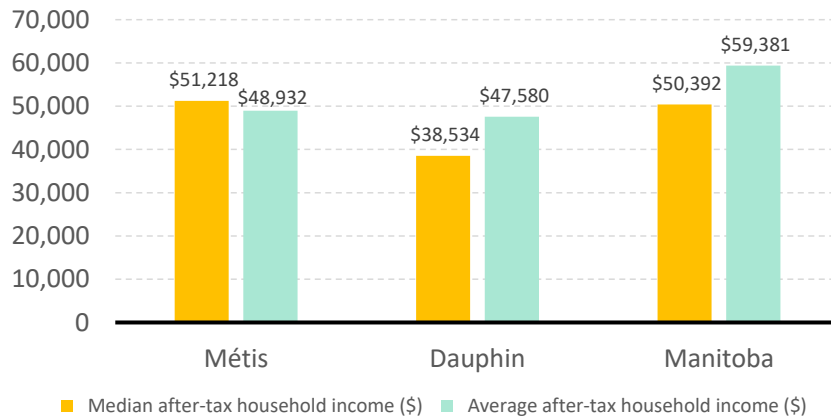
The number of Métis households spending 30% or more of household total income on shelter costs is 90, which is 16.1%

of the total private dwellings occupied by an Métis household, compared to 16.9% of the total population in Dauphin and 18.3% of the total population in Manitoba.

Dauphin, MB

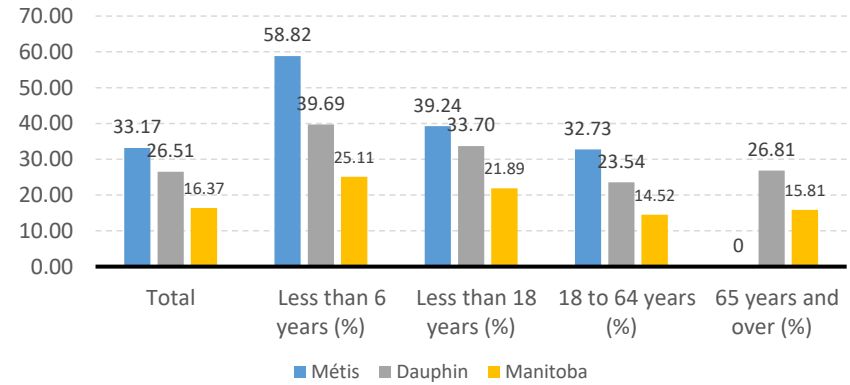
Income

After-Tax Income of Households in 2010



For Métis singles, median after-tax household income is \$51,218, and average after-tax household income is \$48,932. Métis has higher median income than Dauphin and Manitoba. Métis has higher average income than Dauphin but lower than Manitoba.

Prevalence of Low Income in 2010 Based On After-Tax Low-Income Measure (%)



The prevalence of low income based on after-tax low-income measure is 33.17%.

The percentage of low income is 39.24% for people less than 18 years old, 58.82% for people less than 6 years old, 32.73% for people from 18 to 64 years old, and no Métis household reported low income for people over 65 years old.