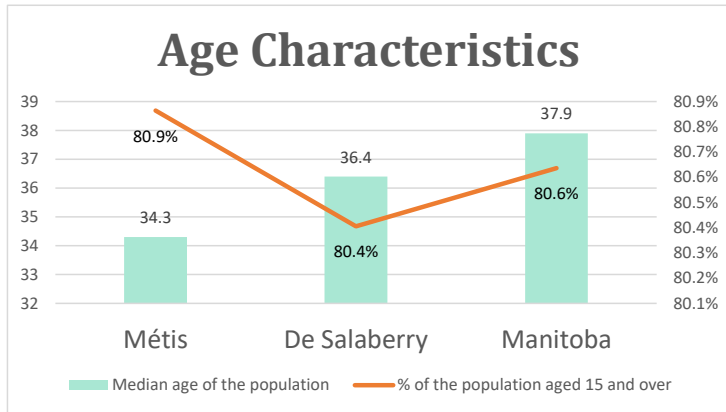


De Salaberry, MB

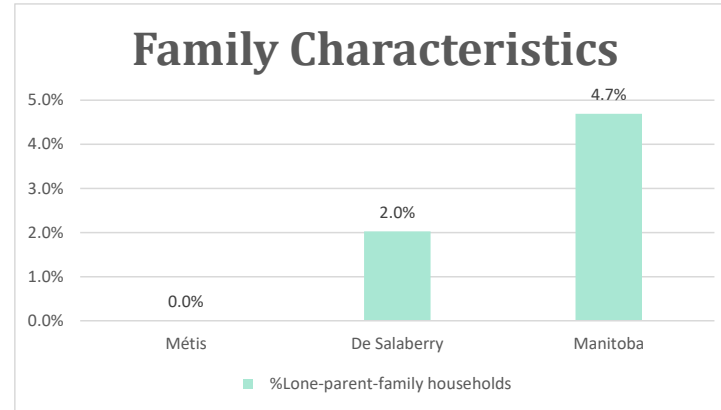
Geo Code: 4602032

(Source: National Household survey 2011)

The total population reported with Métis single identity is 810 (Total Métis household is 380), representing 98% of Aboriginal people, accounting for 27.4% of the total population in De Salaberry.

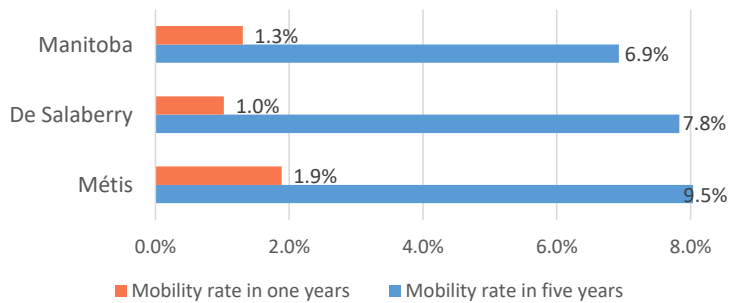


For Métis single identity population, the median age is 34.3 years old, with 80.9% of the population aged 15 and over. As for the total population, the median age is 36.4 in De Salaberry and 37.9 years old in Manitoba, with 80.4% and 80.6% population aged 15 and over respectively.



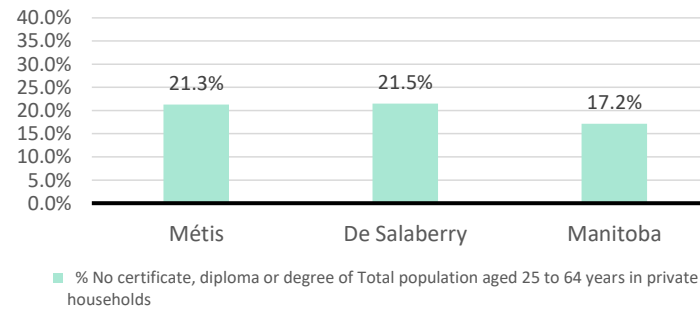
No Métis single lone parents household reported to the survey.

Mobility



15 Métis households moved in last year (1.9%), 70 Métis households moved in the past 5 years (9.5%).

Education



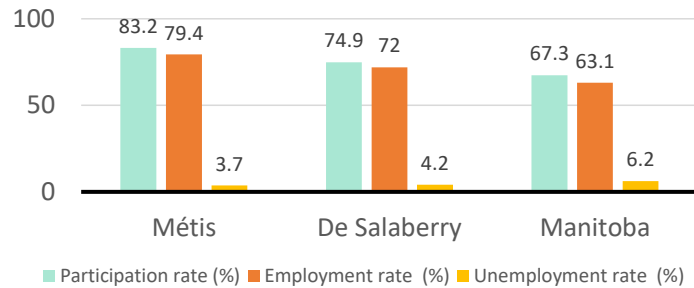
For population aged from 25 to 64 years, 21.3% Métis compared to 21.5% in De Salaberry and 17.2% in Manitoba have no certificate, diploma or degree.

For Métis aged from 25 to 34, 19.0% have no certificate, diploma or degree.

De Salaberry, MB

Labor Force & Housing Statistics

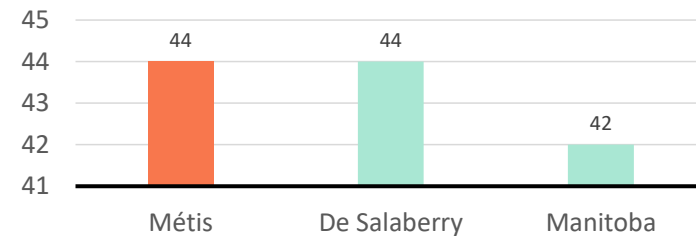
Labour Force Status



Métis participation rate is 83.2%, employment rate is 79.4%, and unemployment rate is 3.7%.

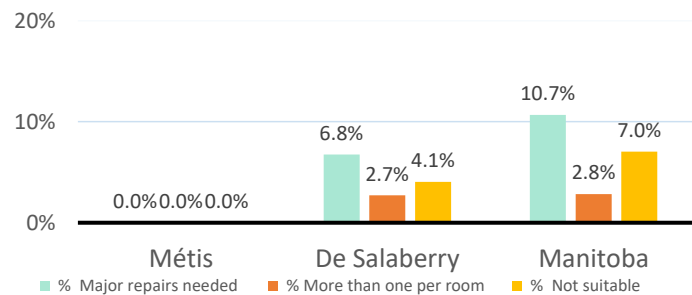
While the participation rate is higher compared with total population in De Salaberry and Manitoba (74.9% and 67.3%), unemployment rate is much lower.

Average Weeks Worked in 2010



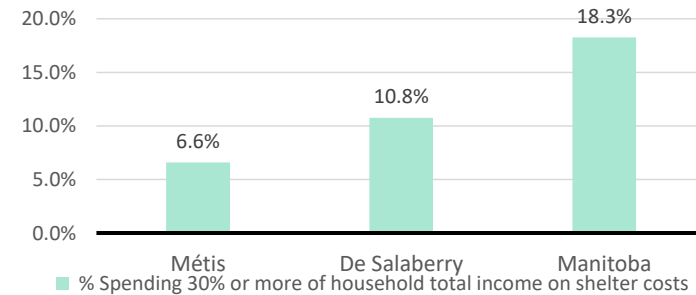
The average weeks worked in 2010 is 44.0 weeks.

Household Characteristics



There are 380 private dwellings occupied by a Métis single household, out of which 0.0% need major repairs, no Métis household reported have more than one person per room, and no Métis household reported to be not suitable.

Shelter Costs



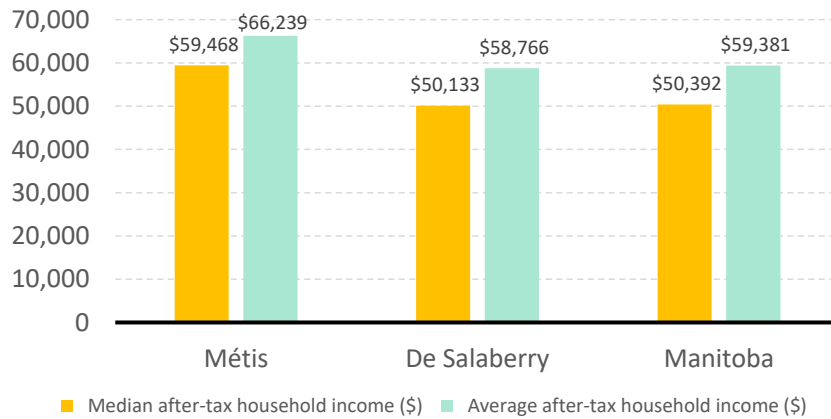
The number of Métis households spending 30% or more of household total income on shelter costs is 25, which is 6.6%

of the total private dwellings occupied by an Métis household, compared to 10.8% of the total population in De Salaberry and 18.3% of the total population in Manitoba.

De Salaberry, MB

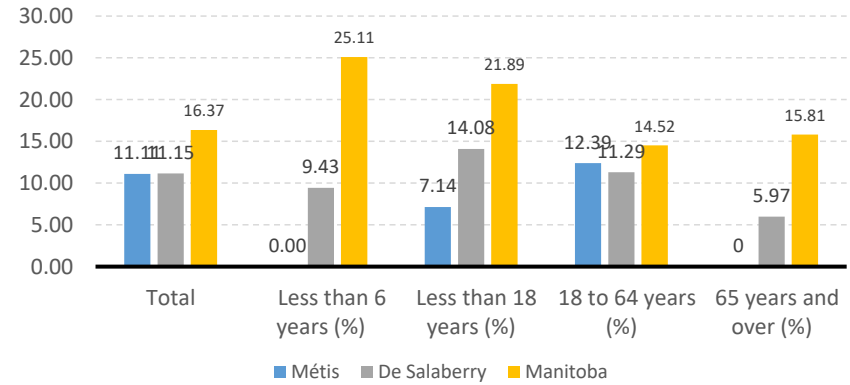
Income

After-Tax Income of Households in 2010



For Métis singles, median after-tax household income is \$59,468, and average after-tax household income is \$66,239. Métis has higher median and average after-tax income than De Salaberry and Manitoba.

Prevalence of Low Income in 2010 Based On After-Tax Low-Income Measure (%)



The prevalence of low income based on after-tax low-income measure is 11.11%.

The percentage of low income is 7.14% for people less than 18 years old, 0.00% for people less than 6 years old, 12.39% for people from 18 to 64 years old, and 0.00% for people over 65 years old.