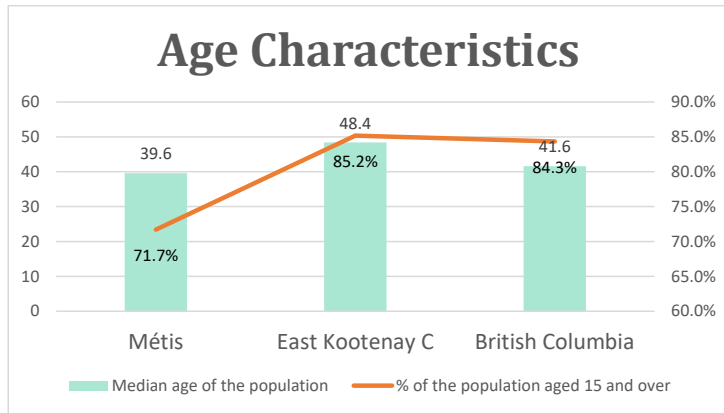


East Kootenay C, BC

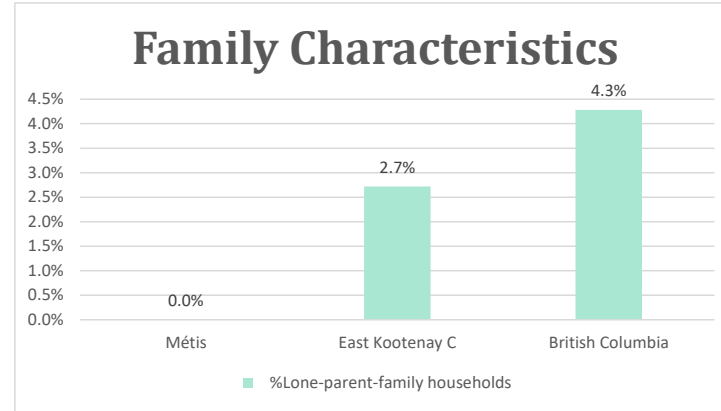
Geo_Code: 5901035

(Source: National Household survey 2011)

The total population reported with Métis single identity is 265 (Total Métis household is 140), representing 77% of Aboriginal people, accounting for 4.6% of the total population in East Kootenay C.

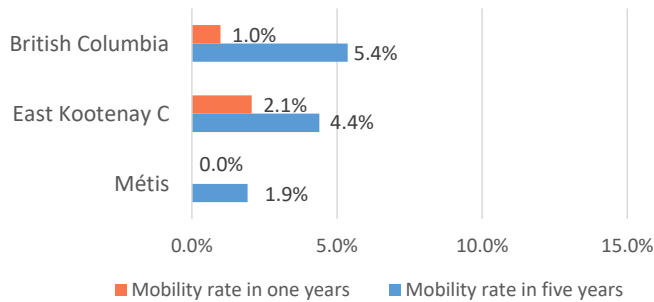


For Métis single identity population, the median age is 39.6 years old, with 71.7% of the population aged 15 and over. As for the total population, the median age is 48.4 in East Kootenay C and 41.6 years old in British Columbia, with 85.2% and 84.3% population aged 15 and over respectively.



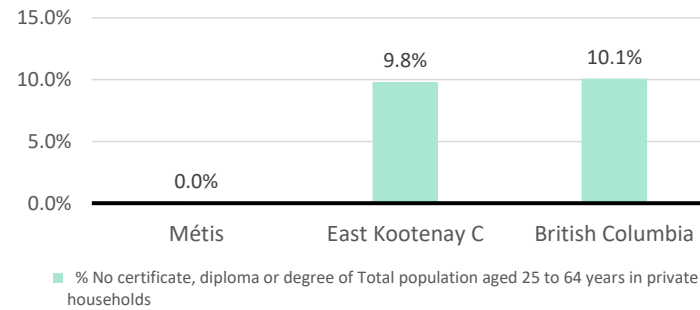
No Métis single lone parents household reported to the survey.

Mobility



No Métis households reported moving in for the last year. 5 Métis households moved in the past 5 years (1.9%).

Education



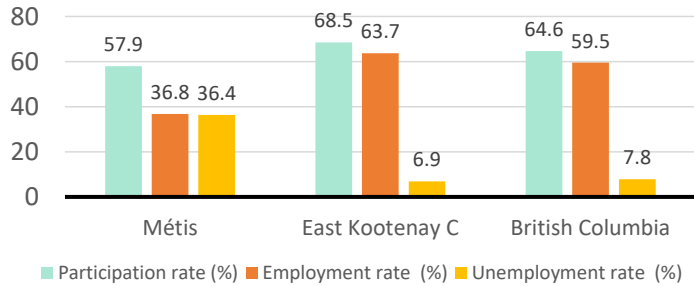
For population aged from 25 to 64 years, no Métis reported have no certificate, diploma or degree.

For Métis aged from 25 to 34, no Métis reported have no certificate, diploma or degree.

East Kootenay C, BC

Labor Force & Housing Statistics

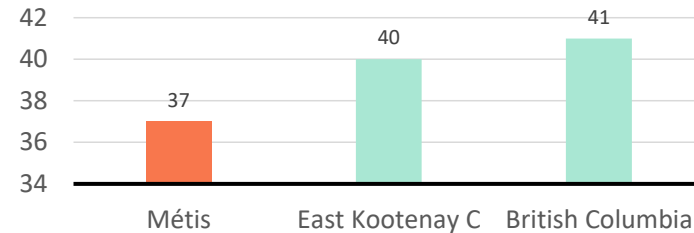
Labour Force Status



Métis participation rate is 57.9%, employment rate is 36.8%, and unemployment rate is 36.4%.

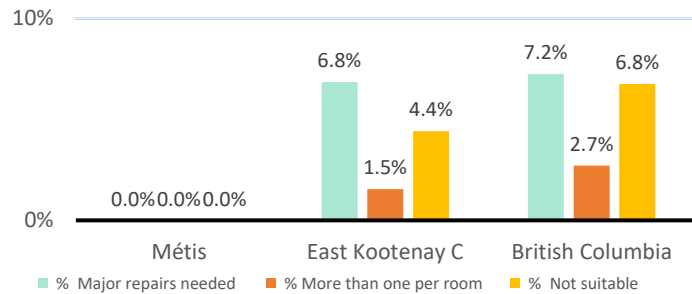
While the participation rate is lower compared with total population in East Kootenay C and British Columbia (68.5% and 64.6%), unemployment rate is higher.

Average Weeks Worked in 2010



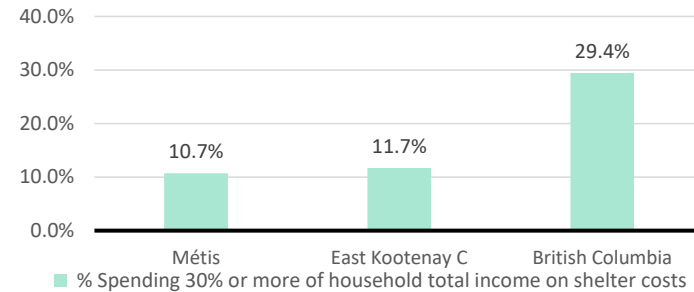
The average weeks worked in 2010 is 37.0 weeks.

Household Characteristics



There are 140 private dwellings occupied by a Métis single household, out of which no Métis single household reported need major repairs, have more than one person per room, or not suitable.

Shelter Costs



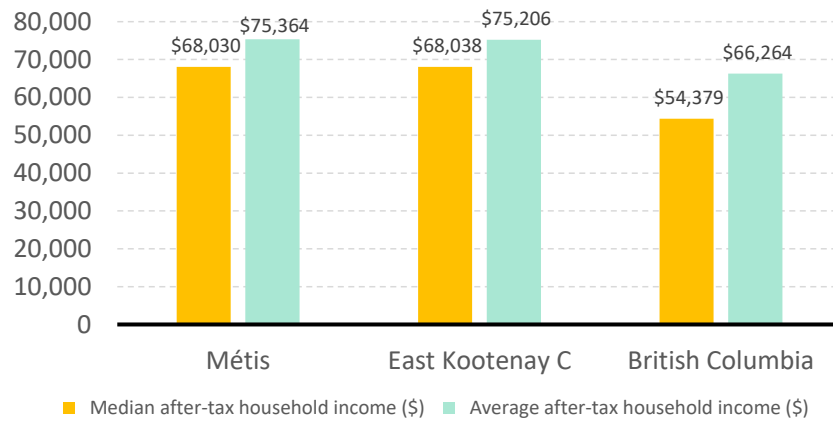
The number of Métis households spending 30% or more of household total income on shelter costs is 15, which is 10.7%

of the total private dwellings occupied by a Métis household, compared to 11.7% of the total population in East Kootenay C and 29.4% of the total population in British Columbia.

East Kootenay C, BC

Income

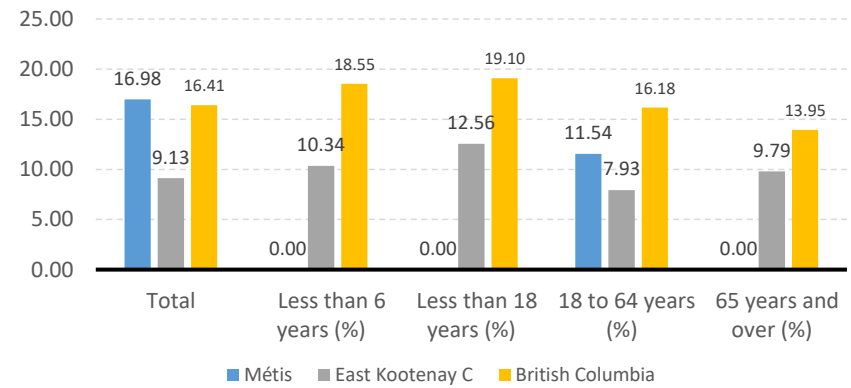
After-Tax Income of Households in 2010



For Métis singles, median after-tax household income is \$68,030, and average after-tax household income is

\$75,364. Métis has lower median and higher average after-tax income than East Kootenay C, and higher median and average after-tax income than British Columbia.

Prevalence of Low Income in 2010 Based On After-Tax Low-Income Measure (%)



The prevalence of low income based on after-tax low-income measure is 16.98%.

The percentage of low income is 11.54% for people from 18 to 64 years old, and no Métis household reported low income in other age groups.