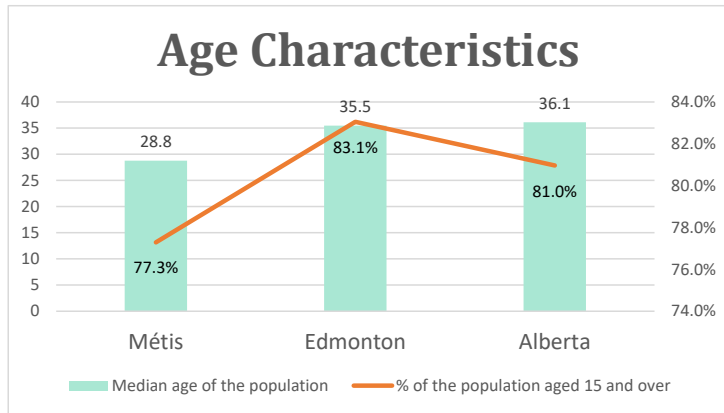


Edmonton, AB

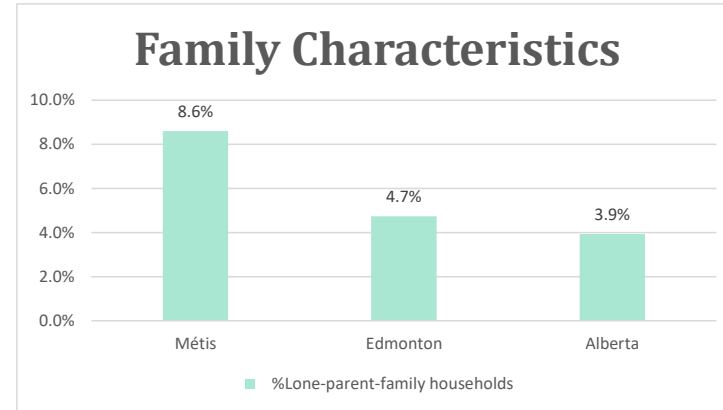
Geo_Code: 4811061

(Source: National Household survey 2011)

The total population reported with Métis single identity is 21,160 (Total Métis household is 12,675), representing 50% of Aboriginal people, accounting for 2.7% of the total population in Edmonton.

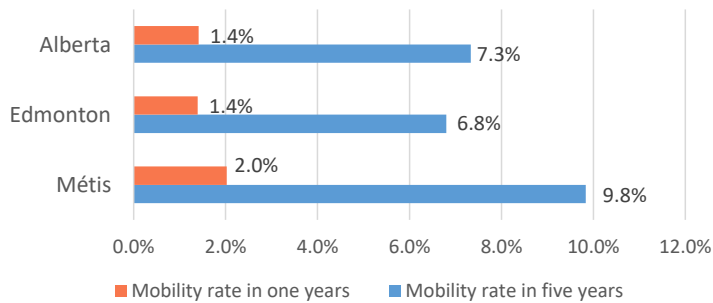


For Métis single identity population, the median age is 28.8 years old, with 77.3% of the population aged 15 and over. As for the total population, the median age is 35.5 in Edmonton and 36.1 years old in Alberta, with 83.1% and 81.0% population aged 15 and over respectively.



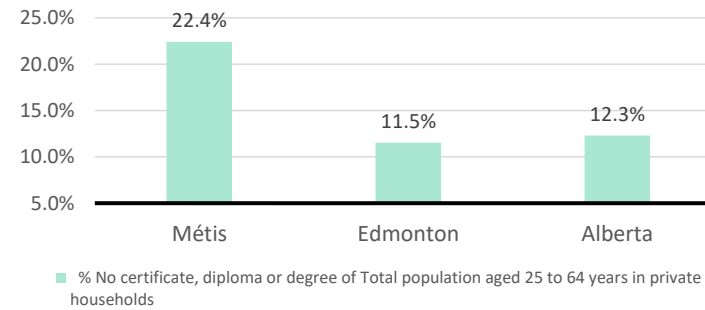
The number of Métis single lone parents household is 1820, accounting for 8.6% of the total Métis single private households.

Mobility



420 Métis households moved in last year (2.0%), 1895 Métis households moved in the past 5 years (9.8%).

Education



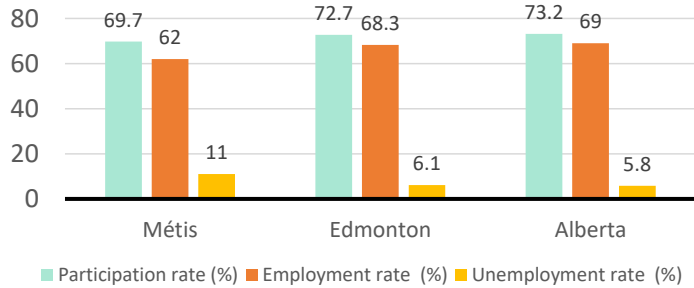
For population aged from 25 to 64 years, 22.4% Métis compared to 11.5% in Edmonton and 12.3% in Alberta have no certificate, diploma or degree.

For Métis aged from 25 to 34, 18.1% Métis reported to have no certificate, diploma or degree.

Edmonton, AB

Labor Force & Housing Statistics

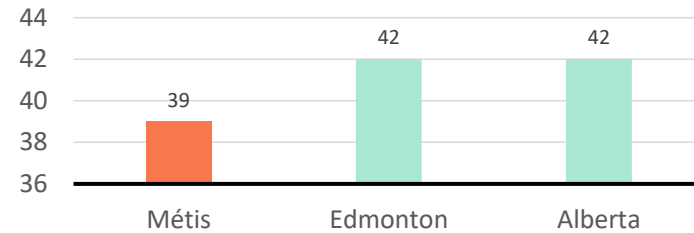
Labour Force Status



Métis participation rate is 69.7%, employment rate is 62.0%, and unemployment rate is 11.0%.

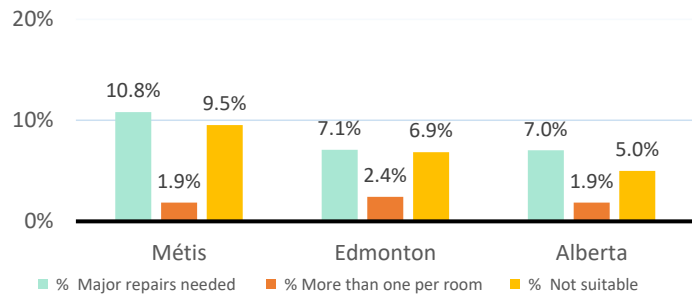
While the participation rate is lower compared with total population in Edmonton and Alberta (72.7% and 73.2%), unemployment rate is higher.

Average Weeks Worked in 2010



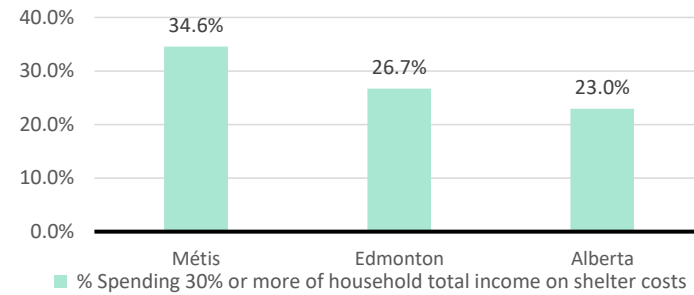
The average weeks worked in 2010 is 39.0 weeks.

Household Characteristics



There are 12675 private dwellings occupied by a Métis single household, out of which 10.8% need major repairs, 1.9% have more than one person per room, and 9.5% Métis household reported to be not suitable.

Shelter Costs



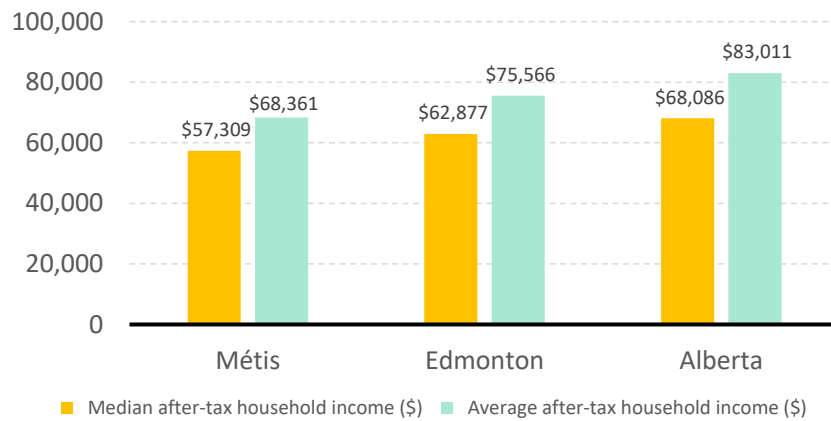
The number of Métis households spending 30% or more of household total income on shelter costs is 4380, which is 34.6%

of the total private dwellings occupied by a Métis household, compared to 26.7% of the total population in Edmonton and 23.0% of the total population in Alberta.

Edmonton, AB

Income

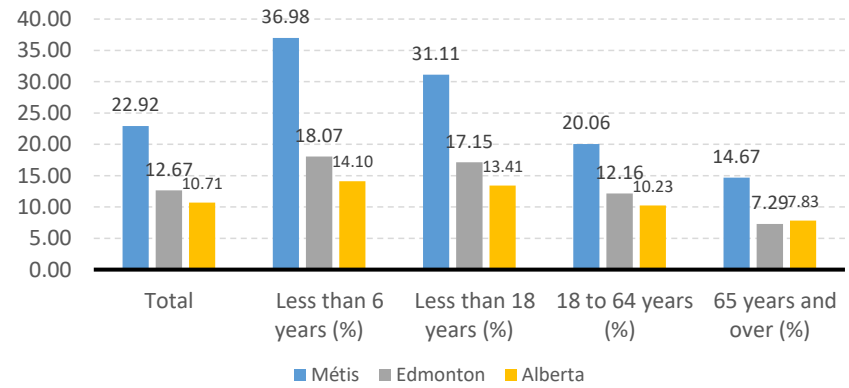
After-Tax Income of Households in 2010



For Métis singles, median after-tax household income is \$57,309, and average after-tax household income is

\$68,361. Métis has lower median and average after-tax income than Edmonton and Alberta.

Prevalence of Low Income in 2010 Based On After-Tax Low-Income Measure (%)



The prevalence of low income based on after-tax low-income measure is 22.92%.

The percentage of low income is 31.11% for people less than 18 years old, 36.98% for people less than 6 years old, 20.06% for people from 18 to 64 years old, and 14.67% for people over 65 years old.