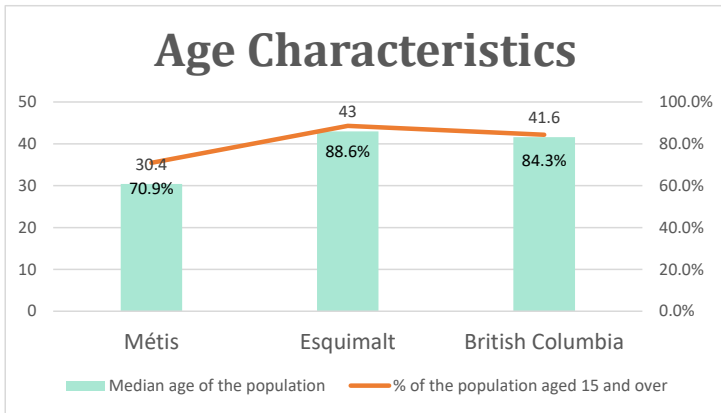


Esquimalt, BC

Geo_Code: 5917040

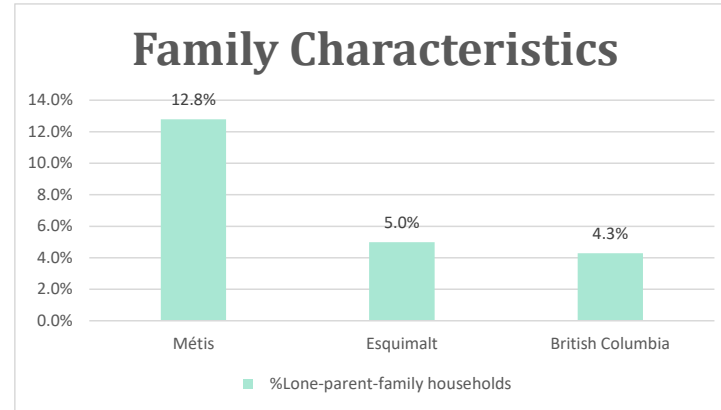
(Source: National Household survey 2011)

The total population reported with Métis single identity is 430 (Total Métis household is 240), representing 40% of Aboriginal people, accounting for 2.7% of the total population in Esquimalt.



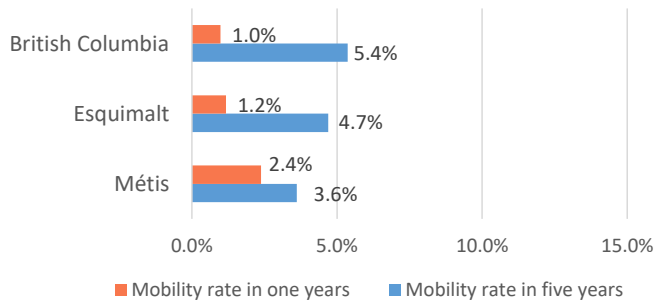
For Métis single identity population, the median age is 30.4 years old, with 70.9% of the population aged 15 and over. As for the total population, the median age is 43.0 in Esquimalt and

41.6 years old in British Columbia, with 88.6% and 84.3% population aged 15 and over respectively.



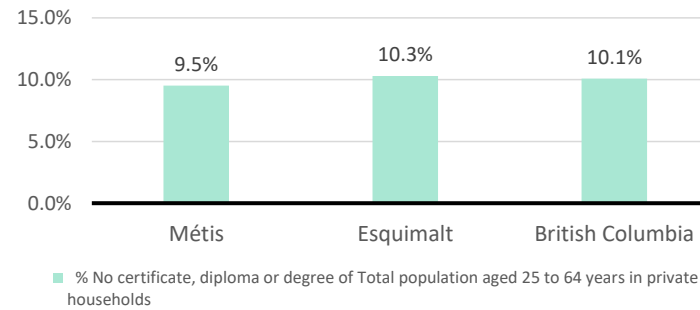
The number of Métis single lone parents household is 55, accounting for 12.8% of the total Métis single private households.

Mobility



10 Métis households moved in last year (2.4%), 15 Métis households moved in the past 5 years (3.6%).

Education



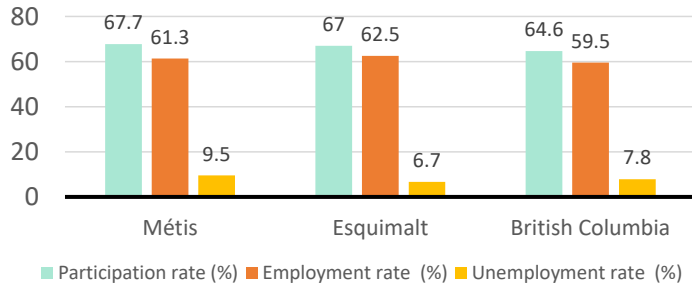
For population aged from 25 to 64 years, 9.5% Métis compared to 10.3% in Esquimalt and 10.1% in British Columbia have no certificate, diploma or degree.

For Métis aged from 25 to 34, no Métis reported have no certificate, diploma or degree.

Esquimalt, BC

Labor Force & Housing Statistics

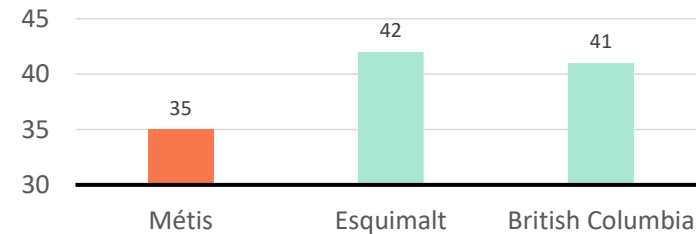
Labour Force Status



Métis participation rate is 67.7%, employment rate is 61.3%, and unemployment rate is 9.5%.

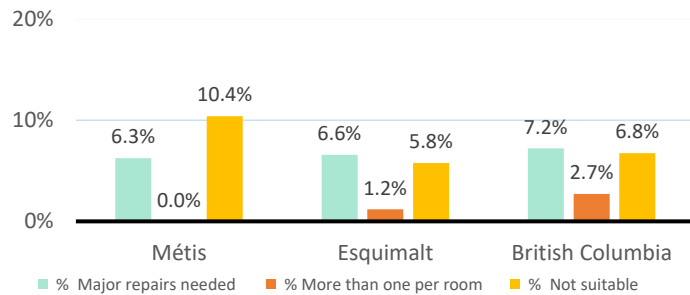
While the participation rate is higher compared with total population in Esquimalt and British Columbia (67.0% and 64.6%), unemployment rate is also higher.

Average Weeks Worked in 2010



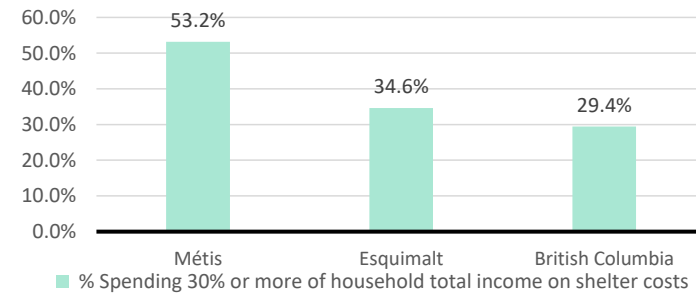
The average weeks worked in 2010 is 35.0 weeks.

Household Characteristics



There are 240 private dwellings occupied by a Métis single household, out of which 6.3% need major repairs, no Métis household reported have more than one person per room, and 10.4% Métis household reported to be not suitable.

Shelter Costs



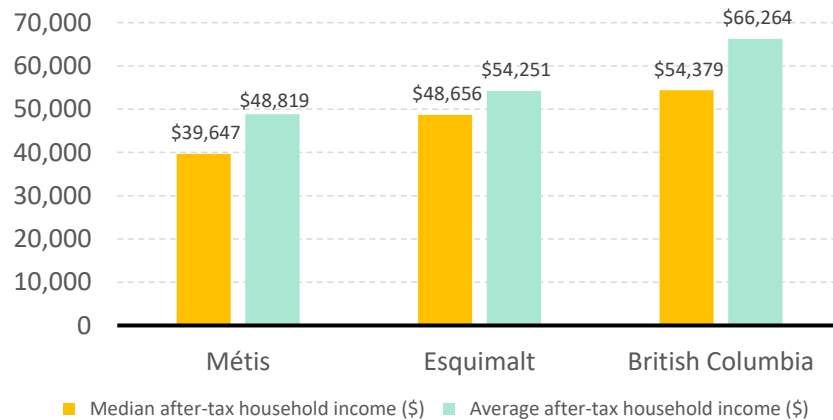
The number of Métis households spending 30% or more of household total income on shelter costs is 125, which is 53.2%

of the total private dwellings occupied by a Métis household, compared to 34.6% of the total population in Esquimalt and 29.4% of the total population in British Columbia.

Esquimalt, BC

Income

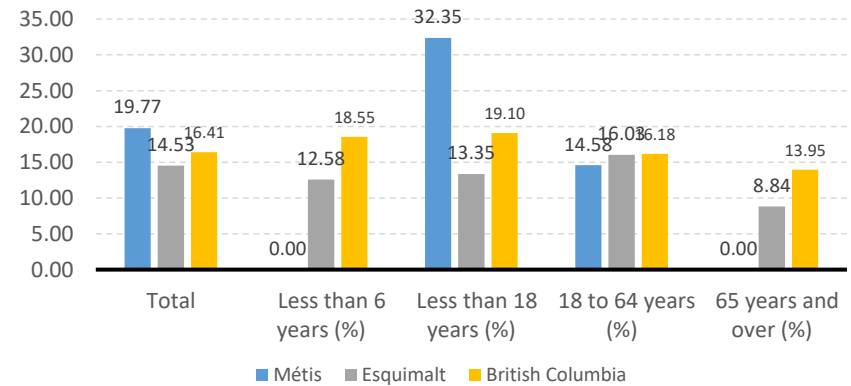
After-Tax Income of Households in 2010



For Métis singles, median after-tax household income is \$39,647, and average after-tax household income is

\$48,819. Métis has lower median and average after-tax income than Esquimalt and British Columbia.

Prevalence of Low Income in 2010 Based On After-Tax Low-Income Measure (%)



The prevalence of low income based on after-tax low-income measure is 19.77%.

The percentage of low income is 32.35% for people less than 18 years old, 0.00% for people less than 6 years old, 14.58% for people from 18 to 64 years old, and 0.00% for people over 65 years old.