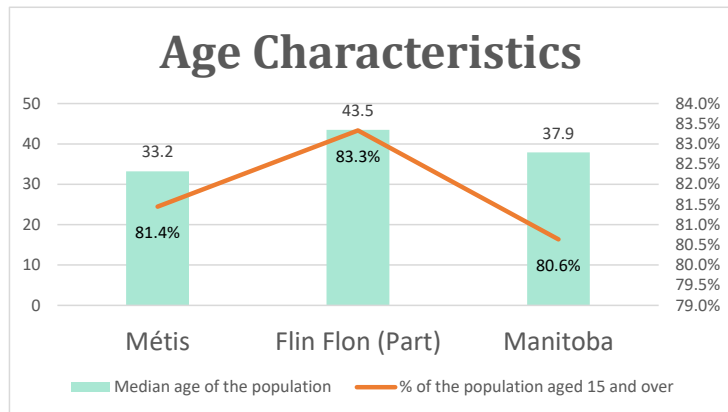


Flin Flon (Part), MB

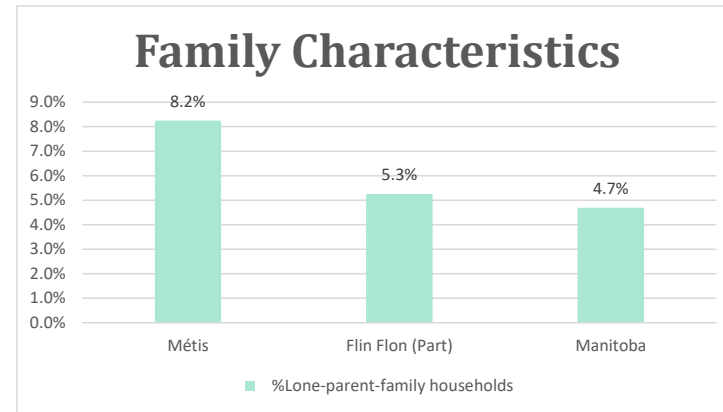
Geo_Code: 4621064

(Source: National Household survey 2011)

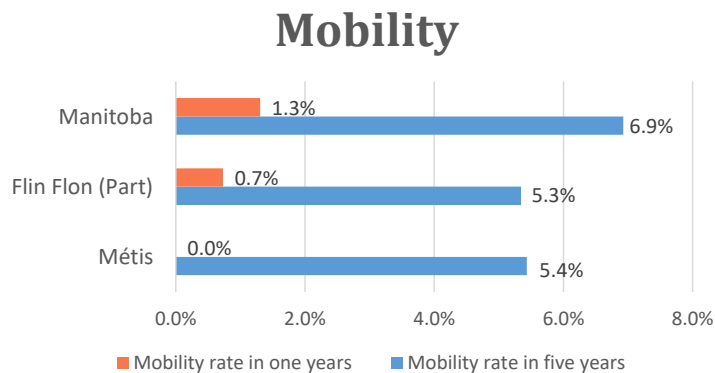
The total population reported with Métis single identity is 485 (Total Métis household is 285), representing 51% of Aboriginal people, accounting for 8.8% of the total population in Flin Flon (Part).



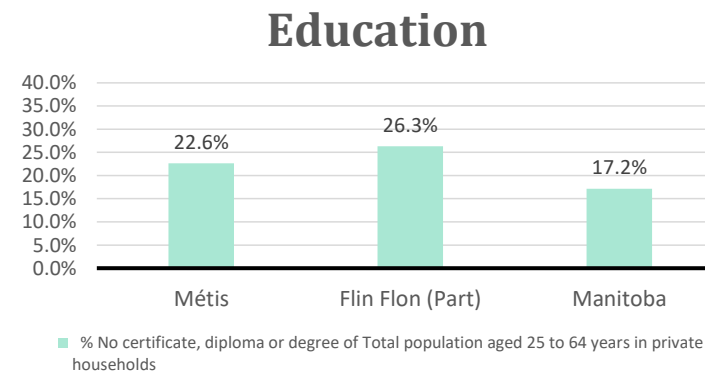
For Métis single identity population, the median age is 33.2 years old, with 81.4% of the population aged 15 and over. As for the total population, the median age is 43.5 in Flin Flon (Part) and 37.9 years old in Manitoba, with 83.3% and 80.6% population and over respectively.



No Métis single lone parents household reported to the survey.



No Métis households reported moving in for the last year. 25 Métis households moved in the past 5 years (5.4%).



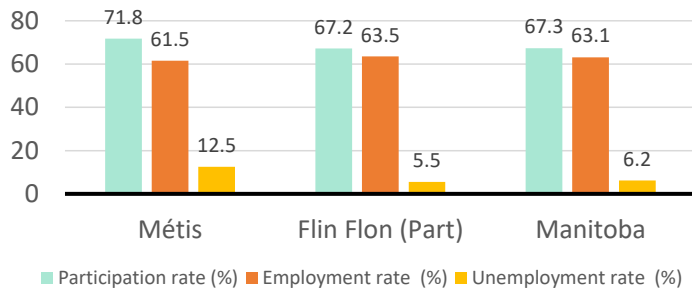
For population aged from 25 to 64 years, 22.6% Métis compared to 26.3% in Flin Flon (Part) and 17.2% in Manitoba have no certificate, diploma or degree.

For Métis aged from 25 to 34, 0.0% have no certificate, diploma or degree.

Flin Flon (Part), MB

Labor Force & Housing Statistics

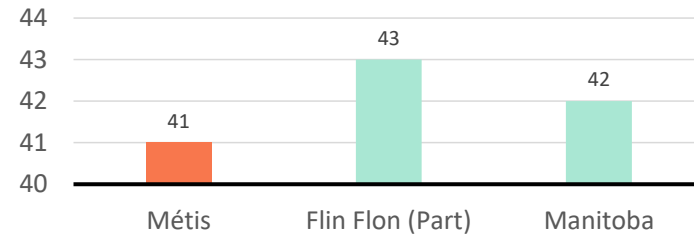
Labour Force Status



Métis participation rate is 71.8%, employment rate is 61.5%, and unemployment rate is 12.5%.

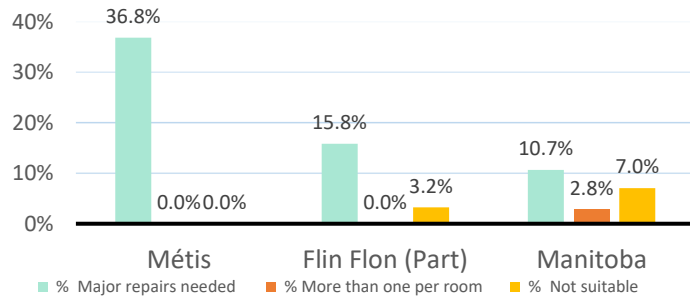
While the participation rate is higher compared with total population in Flin Flon (Part) and Manitoba (67.2% and 67.3%), unemployment rate is also higher.

Average Weeks Worked in 2010



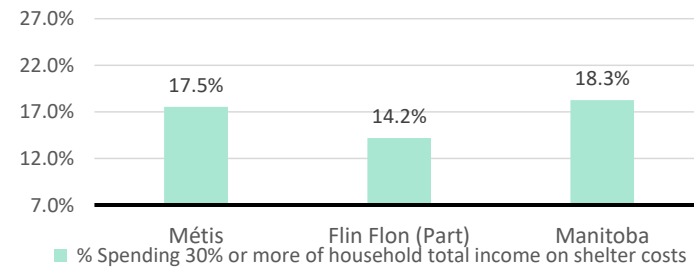
The average weeks worked in 2010 is 41.0 weeks.

Household Characteristics



There are 285 private dwellings occupied by a Métis single household, out of which 36.8% need major repairs, no Métis household reported have more than one person per room, and no Métis household reported to be not suitable.

Shelter Costs



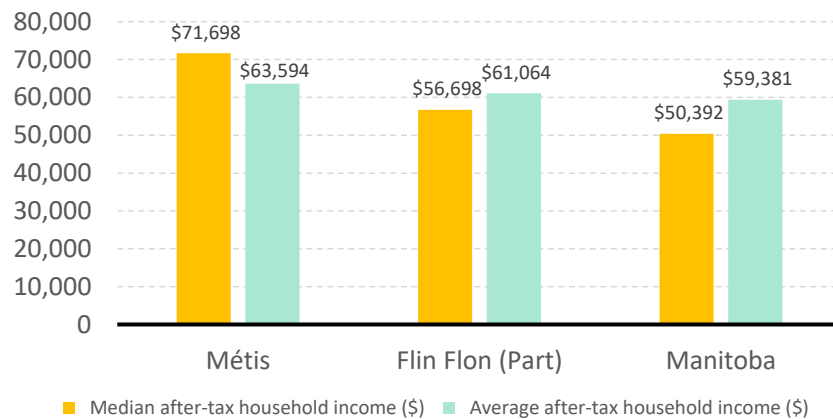
The number of Métis households spending 30% or more of household total income on shelter costs is 50, which is 17.5%

of the total private dwellings occupied by an Métis household, compared to 14.2% of the total population in Flin Flon (Part) and 18.3% of the total population in Manitoba.

Flin Flon (Part), MB

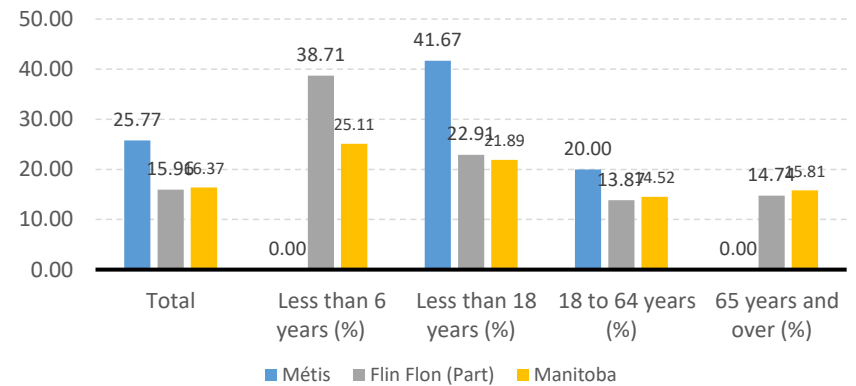
Income

After-Tax Income of Households in 2010



For Métis singles, median after-tax household income is \$71,698, and average after-tax household income is \$63,594. Métis has higher median and average after-tax income than Flin Flon (Part) and Manitoba.

Prevalence of Low Income in 2010 Based On After-Tax Low-Income Measure (%)



The prevalence of low income based on after-tax low-income measure is 25.77%.

The percentage of low income is 41.67% for people less than 18 years old, 0.00% for people less than 6 years old, 20.00% for people from 18 to 64 years old, and 0.00% for people over 65 years old.