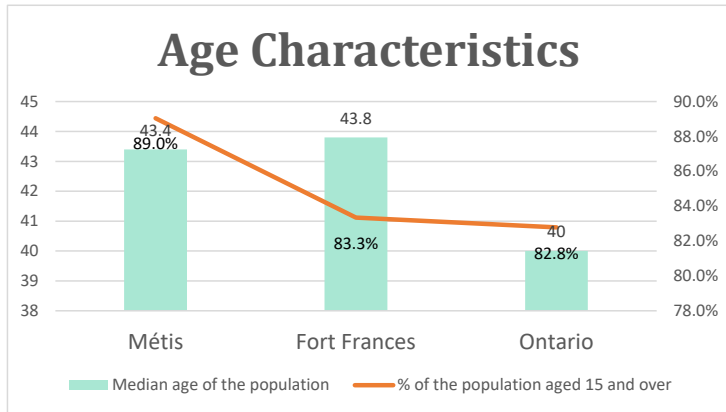


# Fort Frances, ON

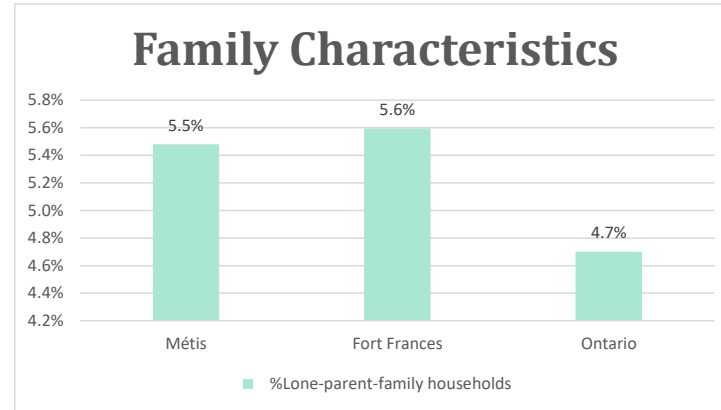
Geo\_Code: 3559012

(Source: National Household survey 2011)

The total population reported with Métis single identity is 365 (Total Métis household is 275), representing 31% of Aboriginal people, accounting for 4.7% of the total population in Fort Frances.

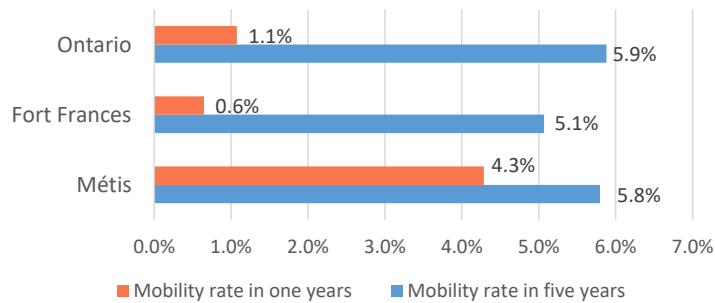


For Métis single identity population, the median age is 43.4 years old, with 89.0% of the population aged 15 and over. As for the total population, the median age is 43.8 in Fort Frances and 40.0 years old in Ontario, with 83.3% and 82.8% population aged 15 and over respectively.



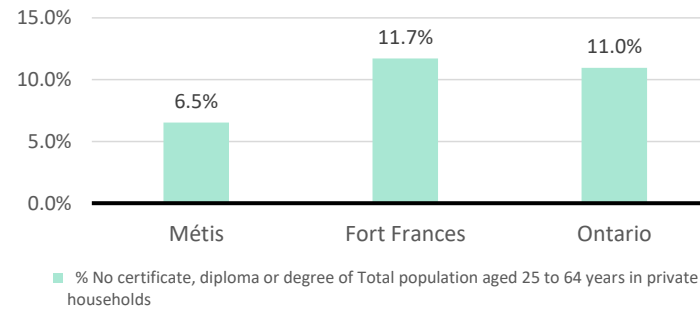
The number of Métis single lone parents household is 20, accounting for 5.5% of the total Métis single private households.

## Mobility



No Métis households reported moving in for the last year. 20 Métis households moved in the past 5 years (5.8%).

## Education



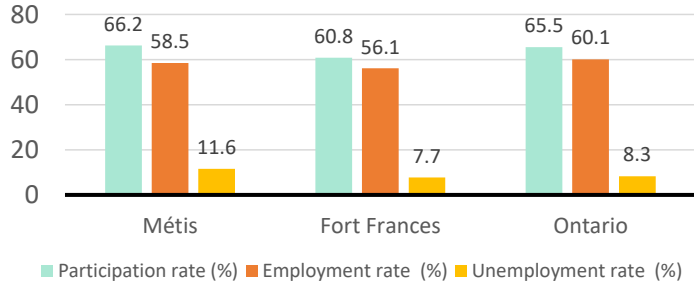
For population aged from 25 to 64 years, 6.5% Métis compared to 11.7% in Fort Frances and 11.0% in Ontario have no certificate, diploma or degree.

For Métis aged from 25 to 34, no Métis reported have no certificate, diploma or degree.

# Fort Frances, ON

## Labor Force & Housing Statistics

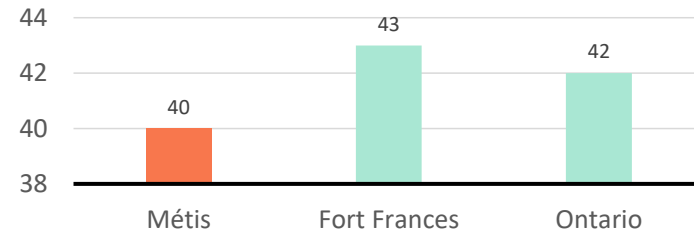
### Labour Force Status



Métis participation rate is 66.2%, employment rate is 58.5%, and unemployment rate is 11.6%.

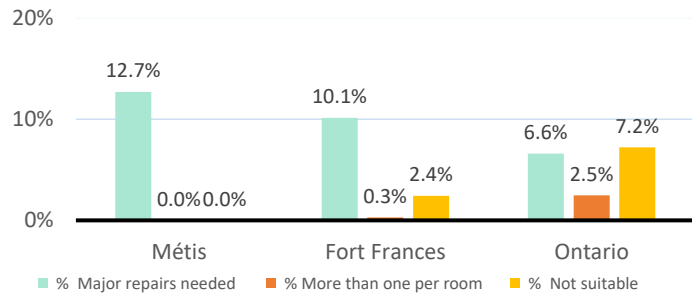
While the participation rate is higher compared with total population in Fort Frances and Ontario (60.8% and 65.5%), unemployment rate is also higher.

### Average Weeks Worked in 2010



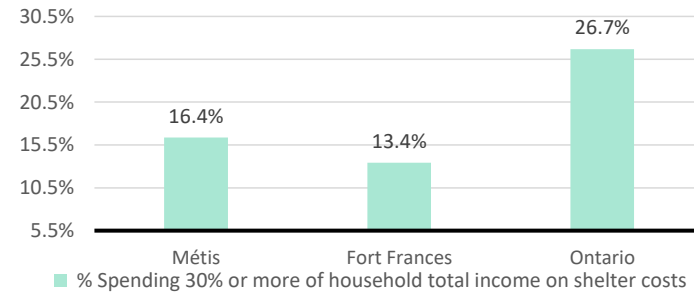
The average weeks worked in 2010 is 40.0 weeks.

### Household Characteristics



There are 275 private dwellings occupied by a Métis single household, out of which 12.7% need major repairs, no Métis household reported have more than one person per room, and no Métis household reported to be not suitable.

### Shelter Costs



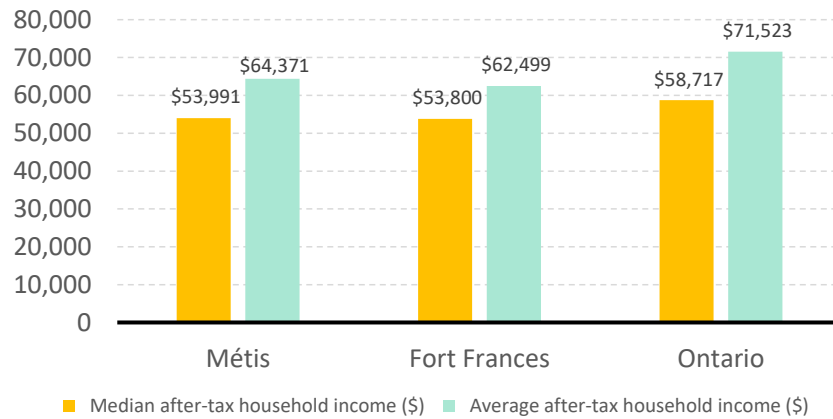
The number of Métis households spending 30% or more of household total income on shelter costs is 45, which is 16.4%

of the total private dwellings occupied by an Métis household, compared to 13.4% of the total population in Fort Frances and 26.7% of the total population in Ontario.

# Fort Frances, ON

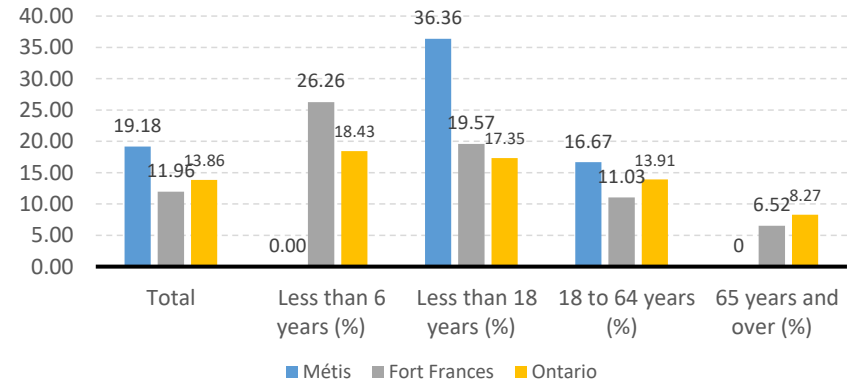
## Income

After-Tax Income of Households in 2010



For Métis singles, median after-tax household income is \$53,991, and average after-tax household income is \$64,371. Métis has higher median and average after-tax income than Fort Frances, and lower median and average after-tax income than Ontario.

Prevalence of Low Income in 2010 Based On After-Tax Low-Income Measure (%)



The prevalence of low income based on after-tax low-income measure is 19.18%.

The percentage of low income is 36.36% for people less than 18 years old, 0.00% for people less than 6 years old, 16.67% for people from 18 to 64 years old, and 0.00% for people over 65 years old.