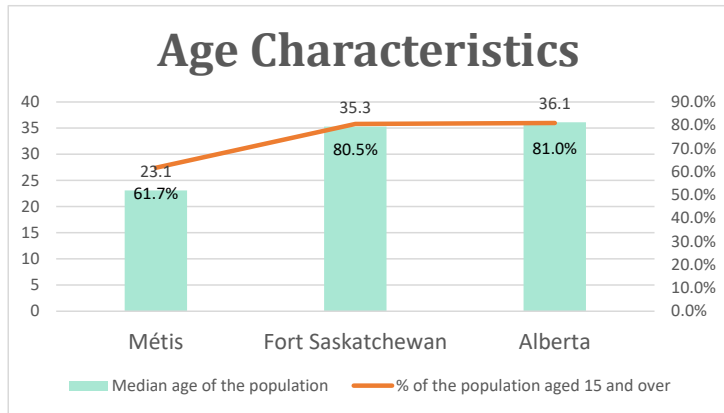


Fort Saskatchewan, AB

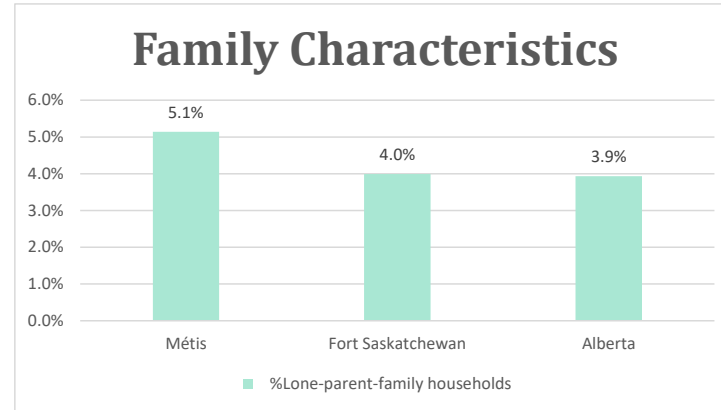
Geo_Code: 4811056

(Source: National Household survey 2011)

The total population reported with Métis single identity is 875 (Total Métis household is 415), representing 79% of Aboriginal people, accounting for 4.7% of the total population in Fort Saskatchewan.

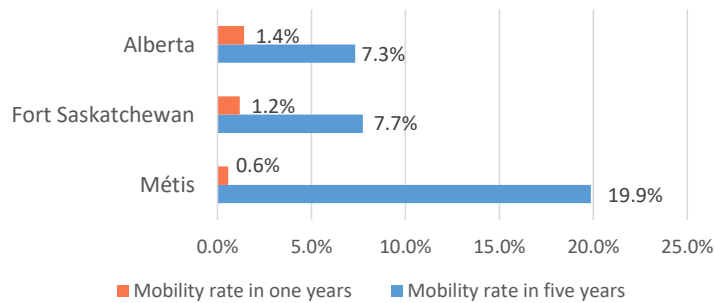


For Métis single identity population, the median age is 23.1 years old, with 61.7% of the population aged 15 and over. As for the total population, the median age is 35.3 in Fort Saskatchewan and 36.1 years old in Alberta, with 80.5% and 81.0% population aged 15 and over respectively.



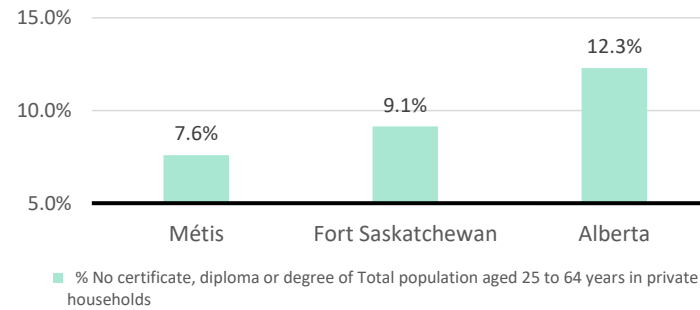
The number of Métis single lone parents household is 45, accounting for 5.1% of the total Métis single private households.

Mobility



5 Métis households moved in last year (0.6%), 145 Métis households moved in the past 5 years (19.9%).

Education



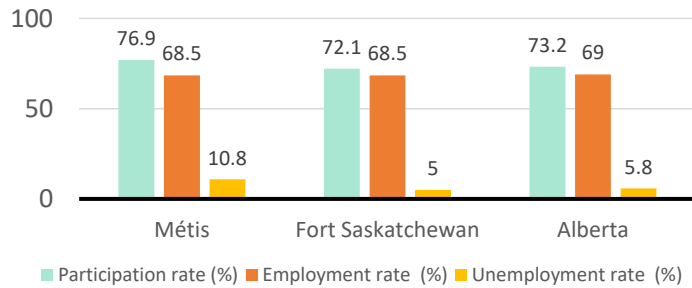
For population aged from 25 to 64 years, 7.6% Métis compared to 9.1% in Fort Saskatchewan and 12.3% in Alberta have no certificate, diploma or degree.

For Métis aged from 25 to 34, no Métis reported have no certificate, diploma or degree.

Fort Saskatchewan, AB

Labor Force & Housing Statistics

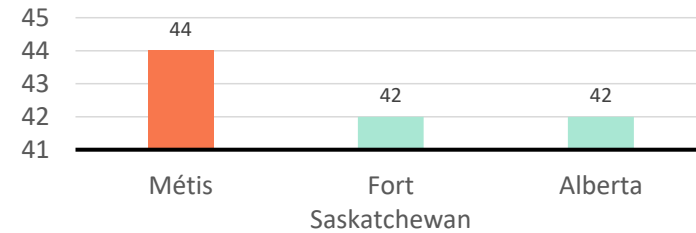
Labour Force Status



Métis participation rate is 76.9%, employment rate is 68.5%, and unemployment rate is 10.8%.

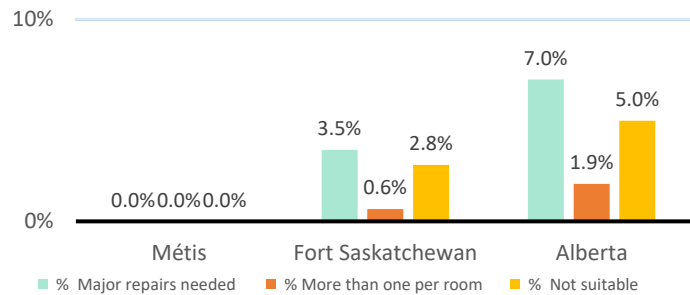
While the participation rate is higher compared with total population in Fort Saskatchewan and Alberta (72.1% and 73.2%), unemployment rate is also higher.

Average Weeks Worked in 2010



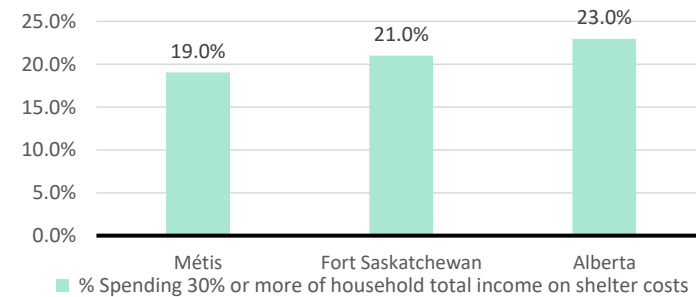
The average weeks worked in 2010 is 44.0 weeks.

Household Characteristics



There are 415 private dwellings occupied by a Métis single household, out of which no Métis single household reported need major repairs, have more than one person per room, or not suitable.

Shelter Costs



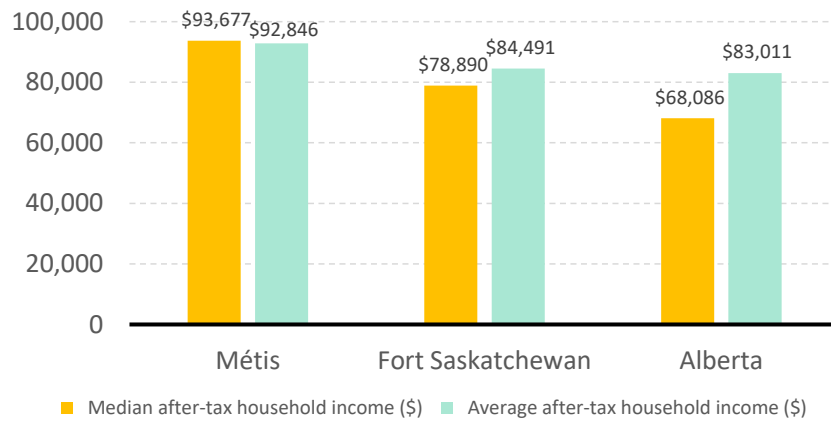
The number of Métis households spending 30% or more of household total income on shelter costs is 80, which is 19.0%

of the total private dwellings occupied by a Métis household, compared to 21.0% of the total population in Fort Saskatchewan and 23.0% of the total population in Alberta.

Fort Saskatchewan, AB

Income

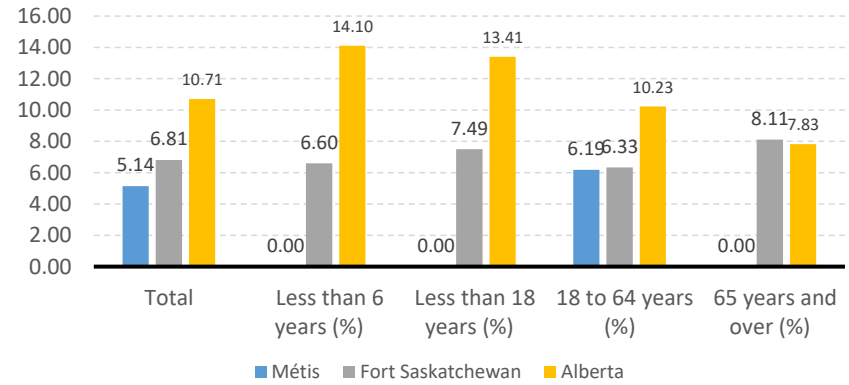
After-Tax Income of Households in 2010



For Métis singles, median after-tax household income is \$93,677, and average after-tax household income is

\$92,846. Métis has higher median and average after-tax income than Fort Saskatchewan and Alberta.

Prevalence of Low Income in 2010 Based On After-Tax Low-Income Measure (%)



The prevalence of low income based on after-tax low-income measure is 5.14%.

The percentage of low income is 6.19% for people from 18 to 64 years old, and no Métis household reported low income in other age groups.