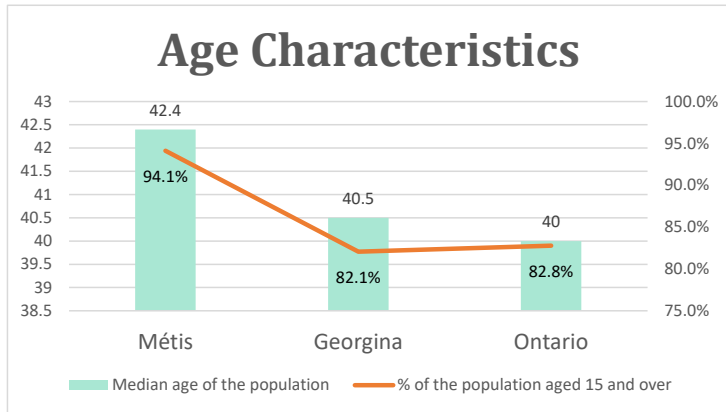


Georgina, ON

Geo_Code: 3519070

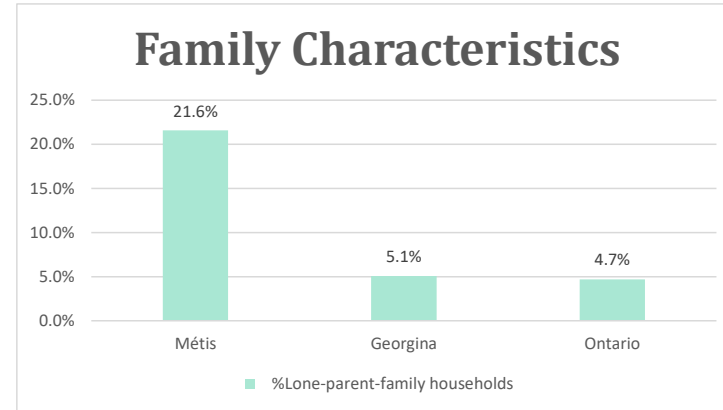
(Source: National Household survey 2011)

The total population reported with Métis single identity is 255 (Total Métis household is 175), representing 23% of Aboriginal people, accounting for 0.6% of the total population in Georgina.



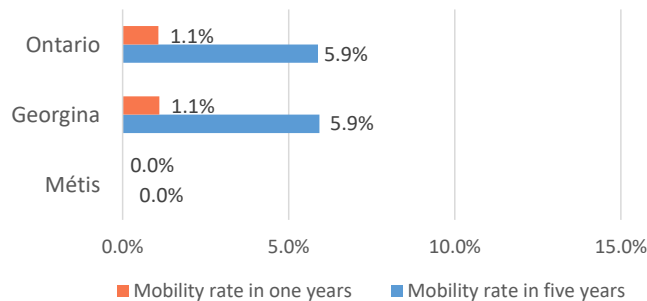
For Métis single identity population, the median age is 42.4 years old, with 94.1% of the population aged 15 and over. As for the total population, the median age is 40.5 in Georgina and

40.0 years old in Ontario, with 82.1% and 82.8% population aged 15 and over respectively.



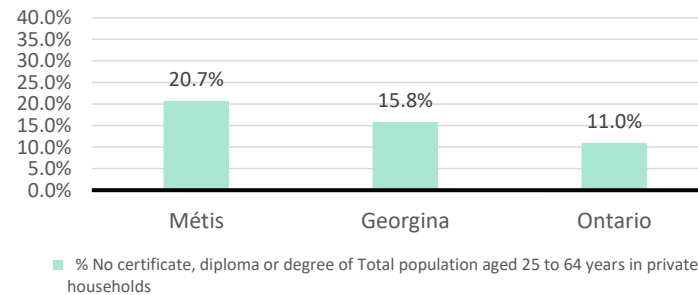
The number of Métis single lone parents household is 55, accounting for 21.6% of the total Métis single private households.

Mobility



No Métis households reported moving in for the last 5 years.

Education



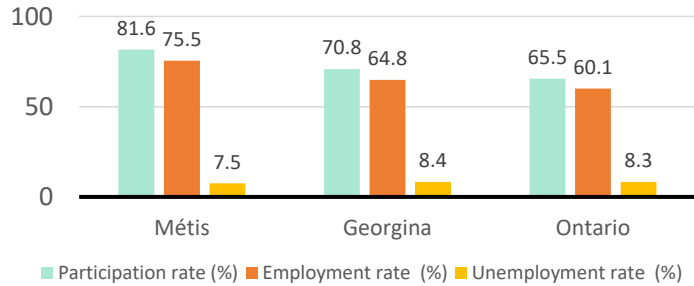
For population aged from 25 to 64 years, 20.7% Métis compared to 15.8% in Georgina and 11.0% in Ontario have no certificate, diploma or degree.

For Métis aged from 25 to 34, no Métis reported have no certificate, diploma or degree.

Georgina, ON

Labor Force & Housing Statistics

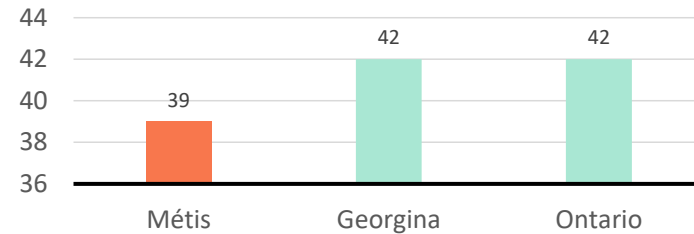
Labour Force Status



Métis participation rate is 81.6%, employment rate is 75.5%, and unemployment rate is 7.5%.

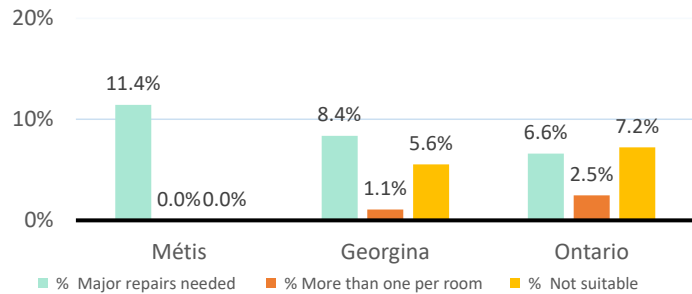
While the participation rate is higher compared with total population in Georgina and Ontario (70.8% and 65.5%), unemployment rate is lower.

Average Weeks Worked in 2010



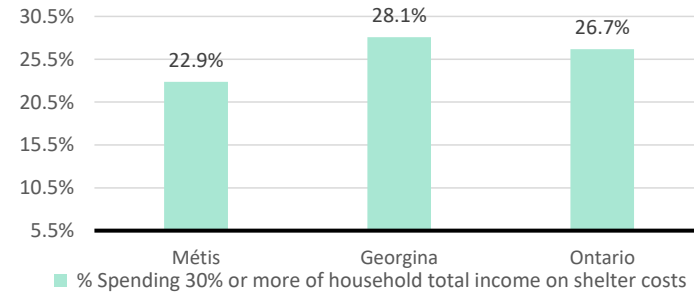
The average weeks worked in 2010 is 39.0 weeks.

Household Characteristics



There are 175 private dwellings occupied by a Métis single household, out of which 11.4% need major repairs, no Métis household reported have more than one person per room, and no Métis household reported to be not suitable.

Shelter Costs



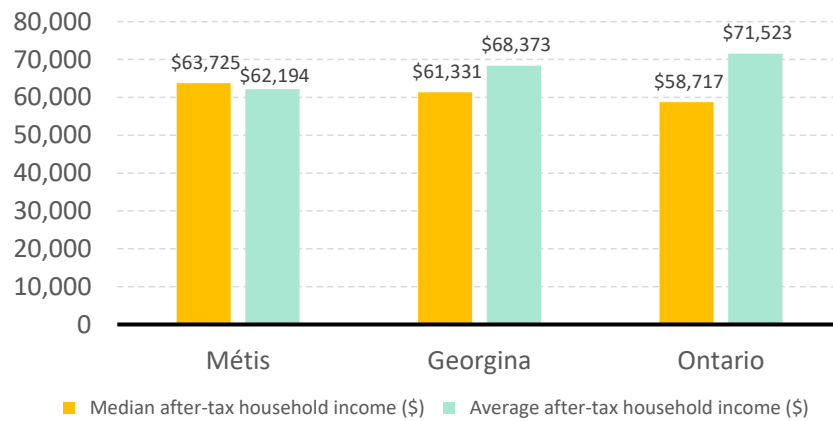
The number of Métis households spending 30% or more of household total income on shelter costs is 40, which is 22.9%

of the total private dwellings occupied by an Métis household, compared to 28.1% of the total population in Georgina and 26.7% of the total population in Ontario.

Georgina, ON

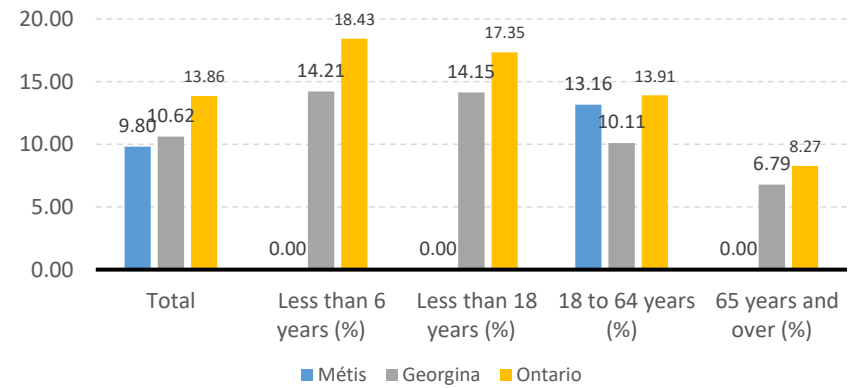
Income

After-Tax Income of Households in 2010



For Métis singles, median after-tax household income is \$63,725, and average after-tax household income is \$62,194. Métis has higher median and lower average after-tax income than Georgina, and higher median and lower average after-tax income than Ontario

Prevalence of Low Income in 2010 Based On After-Tax Low-Income Measure (%)



The prevalence of low income based on after-tax low-income measure is 9.80%.

The percentage of low income is 13.16% for people from 18 to 64 years old, and no Métis household reported low income in other age groups.