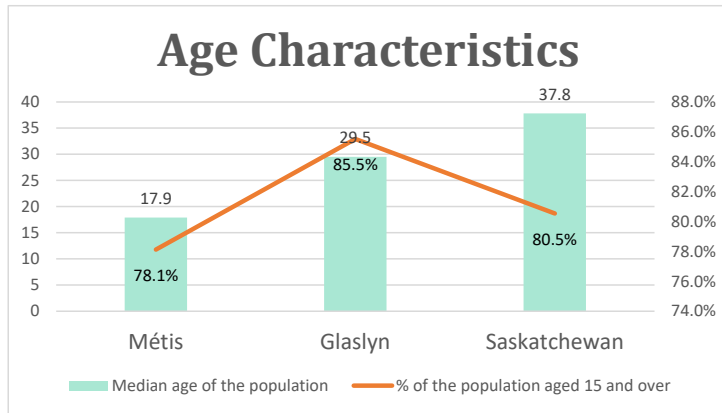


Glaslyn, SK

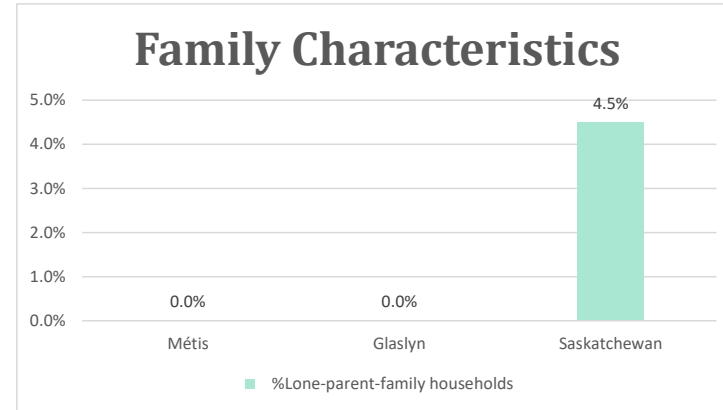
Geo_Code: 4717048

(Source: National Household survey 2011)

The total population reported with Métis single identity is 160 (Total Métis household is 55), representing 86% of Aboriginal people, accounting for 42.1% of the total population in Glaslyn.

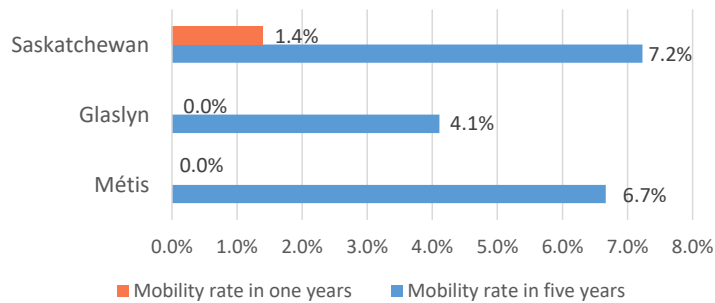


For Métis single identity population, the median age is 17.9 years old, with 78.1% of the population aged 15 and over. As for the total population, the median age is 29.5 in Glaslyn and 37.8 years old in Saskatchewan, with 85.5% and 80.5% population aged 15 and over respectively.



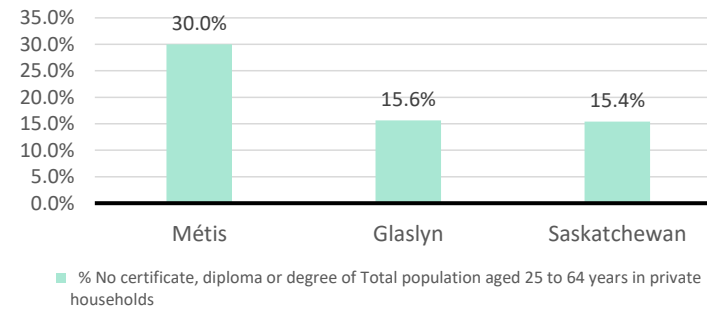
No Métis single lone parents household reported to the survey.

Mobility



No Métis households reported moving in for the last year. 10 Métis households moved in the past 5 years (6.7%).

Education



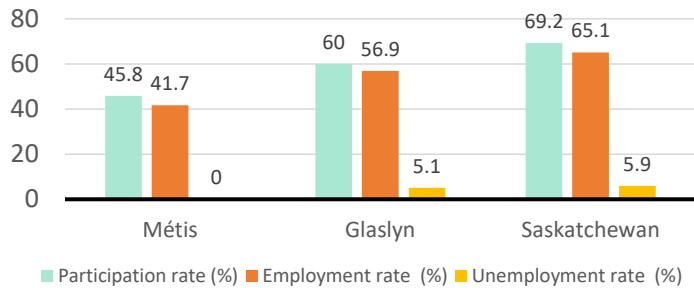
For population aged from 25 to 64 years, 30.0% Métis compared to 15.6% in Glaslyn and 15.4% in Saskatchewan have no certificate, diploma or degree.

For Métis aged from 25 to 34, no Métis reported have no certificate, diploma or degree.

Glaslyn, SK

Labor Force & Housing Statistics

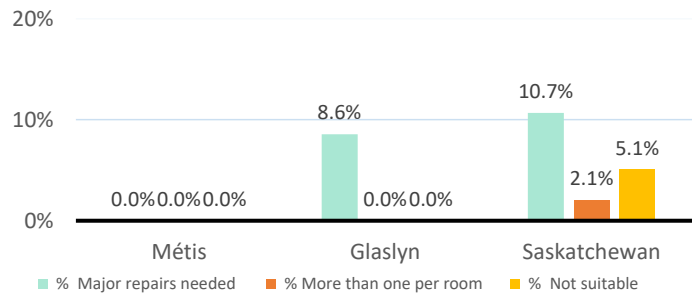
Labour Force Status



Métis participation rate is 45.8%, employment rate is 41.7%, and unemployment rate is 0.0%.

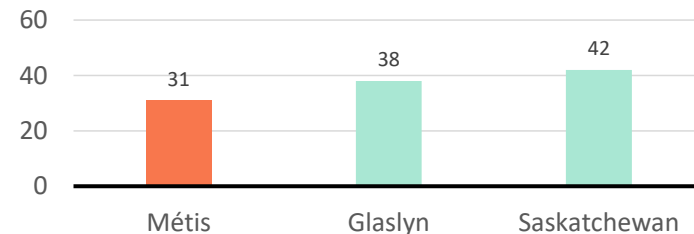
While the participation rate is lower compared with total population in Glaslyn and Saskatchewan (60.0% and 69.2%), no Métis reported unemployment.

Household Characteristics



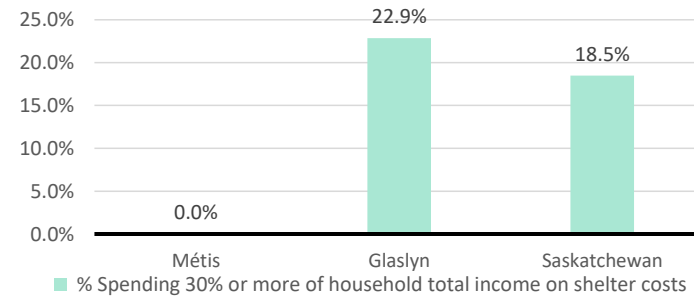
There are 55 private dwellings occupied by a Métis single household, out of which no Métis single household reported need major repairs, have more than one person per room, or not suitable.

Average Weeks Worked in 2010



The average weeks worked in 2010 is 31.0 weeks.

Shelter Costs



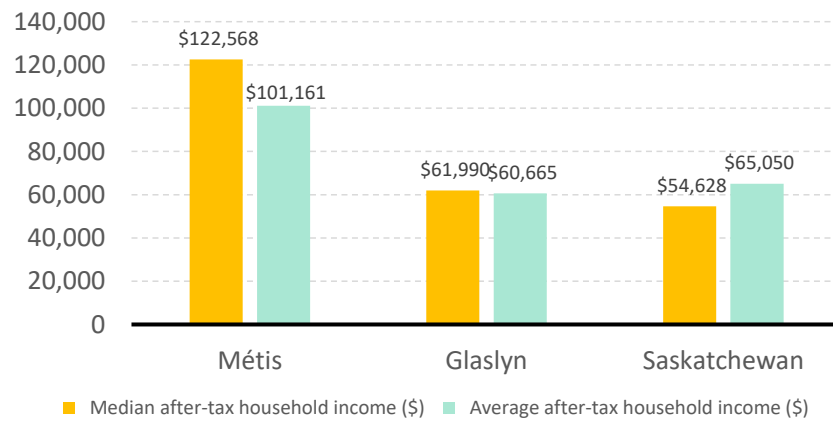
No Métis households reported spending 30% or more of household total income on shelter costs,

compared to 22.9% of the total population in Glaslyn and 18.5% of the total population in Saskatchewan.

Glaslyn, SK

Income

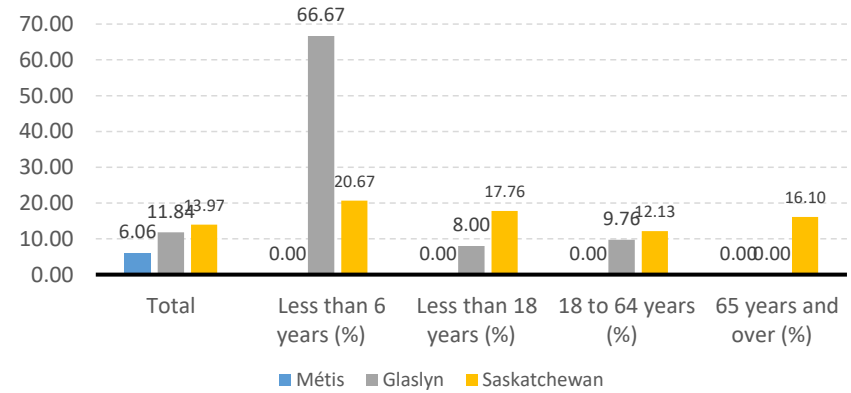
After-Tax Income of Households in 2010



For Métis singles, median after-tax household income is \$122,568, and average after-tax household income is

\$101,161. Métis has higher median and average after-tax income than Glaslyn and Saskatchewan.

Prevalence of Low Income in 2010 Based On After-Tax Low-Income Measure (%)



The prevalence of low income based on after-tax low-income measure is 6.06%.

No Métis household reported low income in Glaslyn.