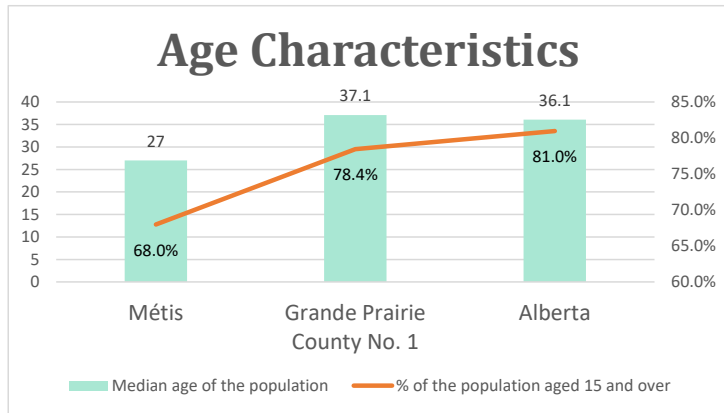


# Grande Prairie County No. 1, AB

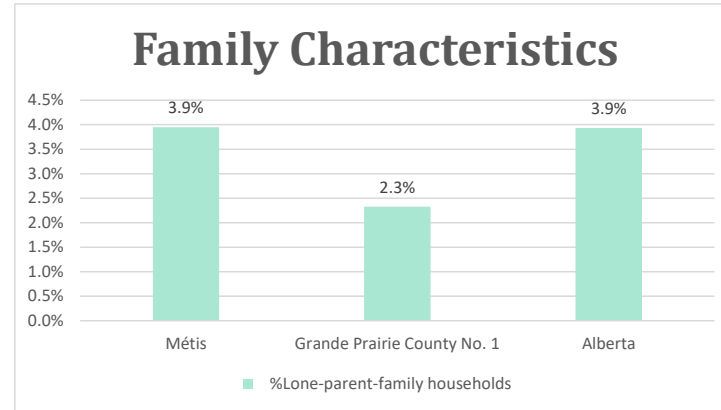
Geo\_Code: 4819006

(Source: National Household survey 2011)

The total population reported with Métis single identity is 1,140 (Total Métis household is 550), representing 75% of Aboriginal people, accounting for 5.6% of the total population in Grande Prairie County No. 1.

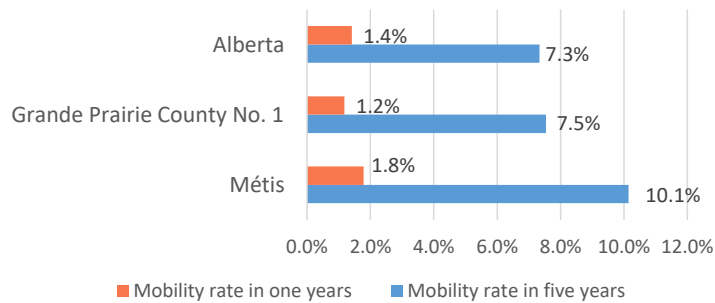


For Métis single identity population, the median age is 27.0 years old, with 68.0% of the population aged 15 and over. As for the total population, the median age is 37.1 in Grande Prairie County No. 1 and 36.1 years old in Alberta, with 78.4% and 81.0% population aged 15 and over respectively.



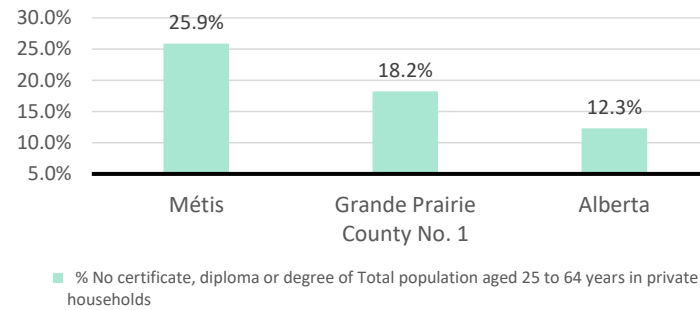
The number of Métis single lone parents household is 45, accounting for 3.9% of the total Métis single private households.

## Mobility



20 Métis households moved in last year (1.8%), 105 Métis households moved in the past 5 years (10.1%).

## Education



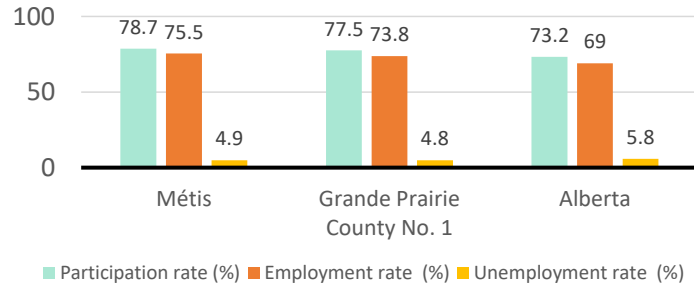
For population aged from 25 to 64 years, 25.9% Métis compared to 18.2% in Grande Prairie County No. 1 and 12.3% in Alberta have no certificate, diploma or degree.

For Métis aged from 25 to 34, 7.7% Métis reported to have no certificate, diploma or degree.

# Grande Prairie County No. 1, AB

## Labor Force & Housing Statistics

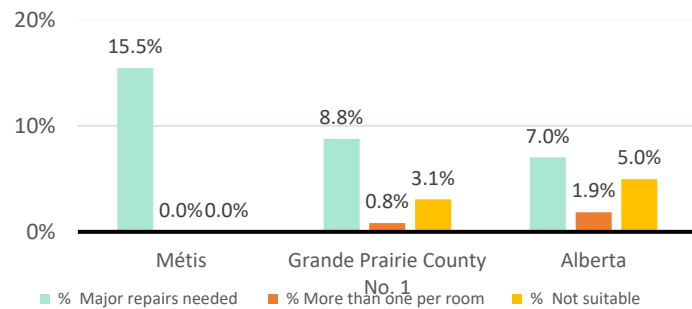
### Labour Force Status



Métis participation rate is 78.7%, employment rate is 75.5%, and unemployment rate is 4.9%.

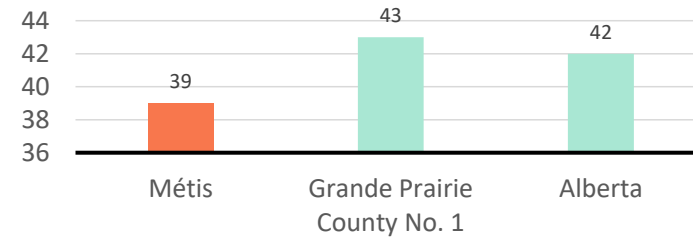
While the participation rate is higher compared with total population in Grande Prairie County No. 1 and Alberta (77.5% and 73.2%), unemployment rate is higher than Grande Prairie County No. 1 and lower than Alberta.

### Household Characteristics



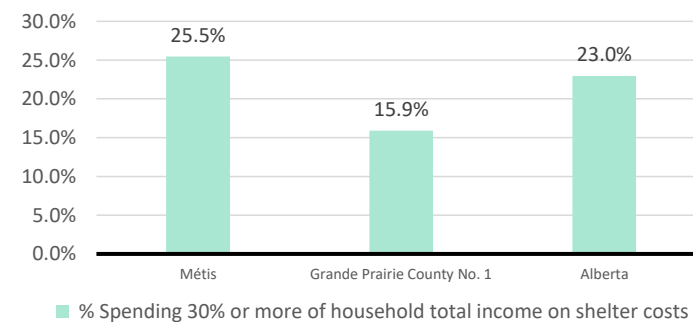
There are 550 private dwellings occupied by a Métis single household, out of which 15.5% need major repairs, no Métis household reported have more than one person per room, and no Métis household reported to be not suitable.

### Average Weeks Worked in 2010



The average weeks worked in 2010 is 39.0 weeks.

### Shelter Costs



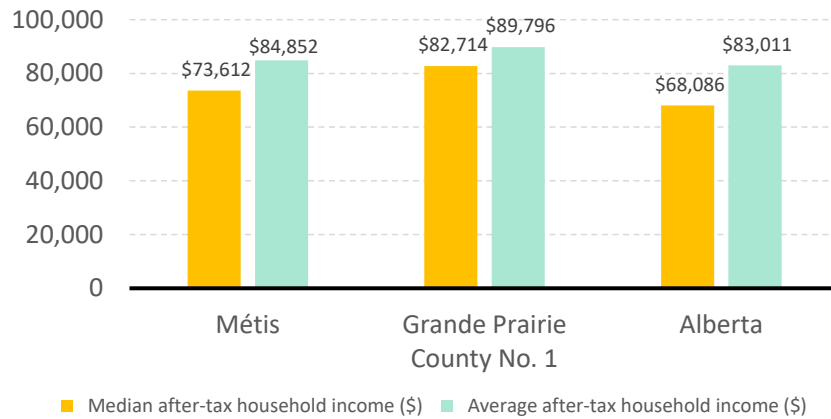
The number of Métis households spending 30% or more of household total income on shelter costs is 140, which is 25.5%

of the total private dwellings occupied by a Métis household, compared to 15.9% of the total population in Grande Prairie County No. 1 and 23.0% of the total population in Alberta.

# Grande Prairie County No. 1, AB

## Income

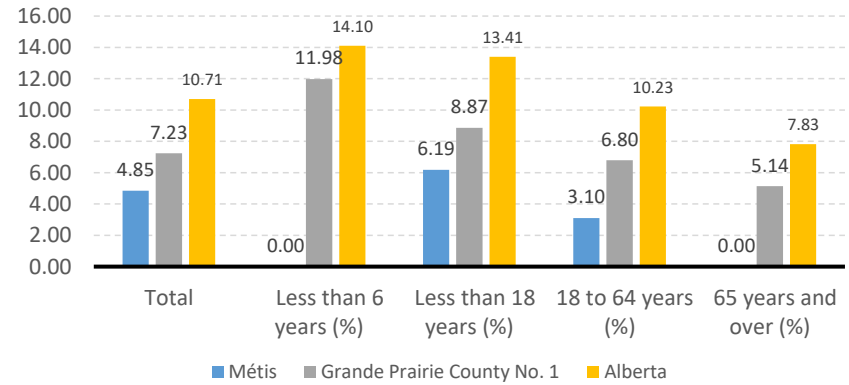
After-Tax Income of Households in 2010



For Métis singles, median after-tax household income is \$73,612, and average after-tax household income is

\$84,852. Métis has lower median and average after-tax income than Grande Prairie County No. 1, and higher median and average after-tax income than Alberta.

Prevalence of Low Income in 2010 Based On After-Tax Low-Income Measure (%)



The prevalence of low income based on after-tax low-income measure is 4.85%.

The percentage of low income is 6.19% for people less than 18 years old, 0.00% for people less than 6 years old, 3.10% for people from 18 to 64 years old, and 0.00% for people over 65 years old.