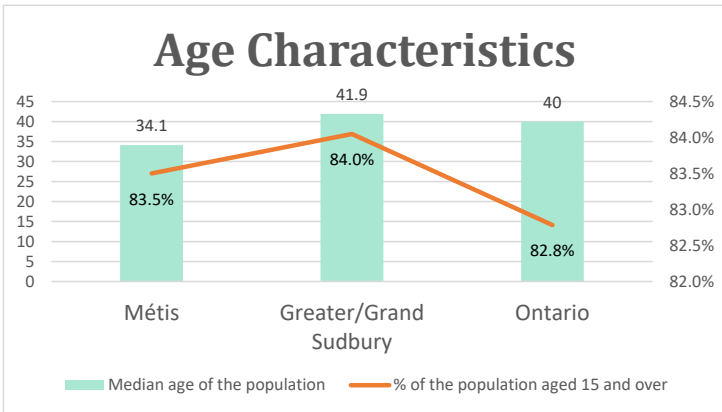


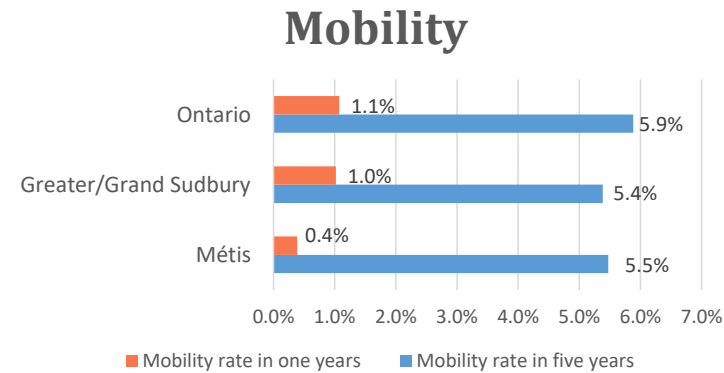
Greater/Grand Sudbury, ON

Geo_Code: 3553005

(Source: National Household survey 2011)

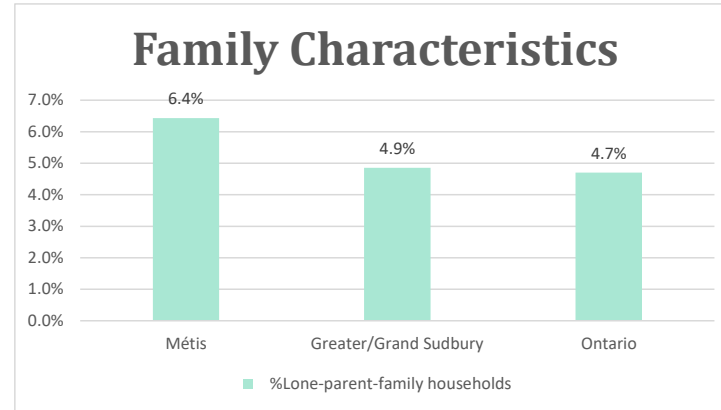


For Métis single identity population, the median age is 34.1 years old, with 83.5% of the population aged 15 and over. As for the total population, the median age is 41.9 in Greater/Grand Sudbury and 40.0 years old in Ontario, with 84.0% and 82.8% population aged 15 and over respectively.

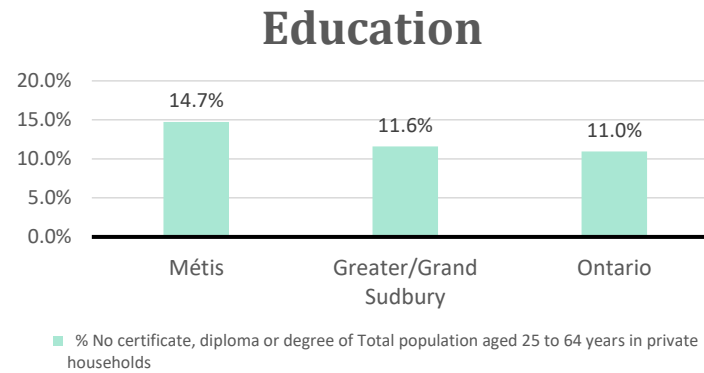


25 Métis households moved in last year (0.4%), 335 Métis households moved in the past 5 years (5.5%).

The total population reported with Métis single identity is 6,455 (Total Métis household is 4,100), representing 50% of Aboriginal people, accounting for 4.1% of the total population in Greater/Grand Sudbury.



The number of Métis single lone parents household is 415, accounting for 6.4% of the total Métis single private households.



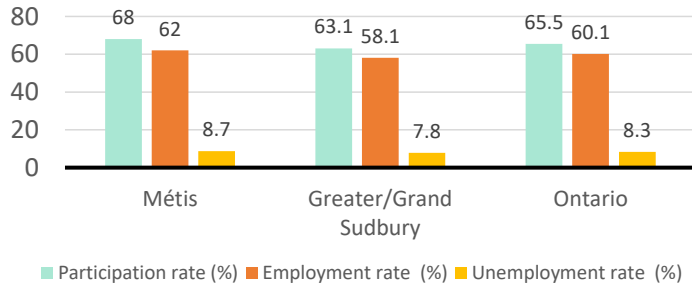
For population aged from 25 to 64 years, 14.7% Métis compared to 11.6% in Greater/Grand Sudbury and 11.0% in Ontario have no certificate, diploma or degree.

For Métis aged from 25 to 34, no Métis reported have no certificate, diploma or degree.

Greater/Grand Sudbury, ON

Labor Force & Housing Statistics

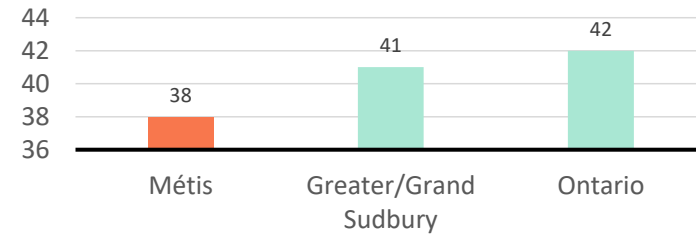
Labour Force Status



Métis participation rate is 68.0%, employment rate is 62.0%, and unemployment rate is 8.7%.

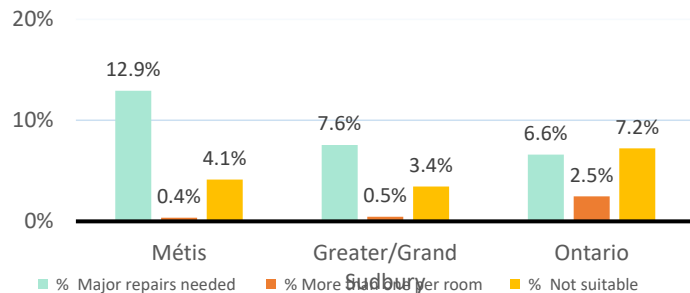
While the participation rate is higher compared with total population in Greater/Grand Sudbury and Ontario (63.1% and 65.5%), unemployment rate is also higher.

Average Weeks Worked in 2010



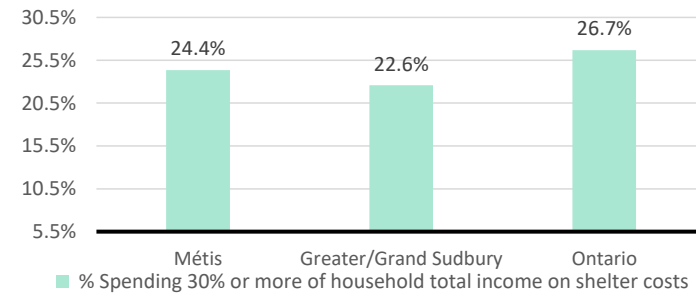
The average weeks worked in 2010 is 38.0 weeks.

Household Characteristics



There are 4100 private dwellings occupied by a Métis single household, out of which 12.9% need major repairs, 0.4% have more than one person per room, and 4.1% Métis household reported to be not suitable.

Shelter Costs



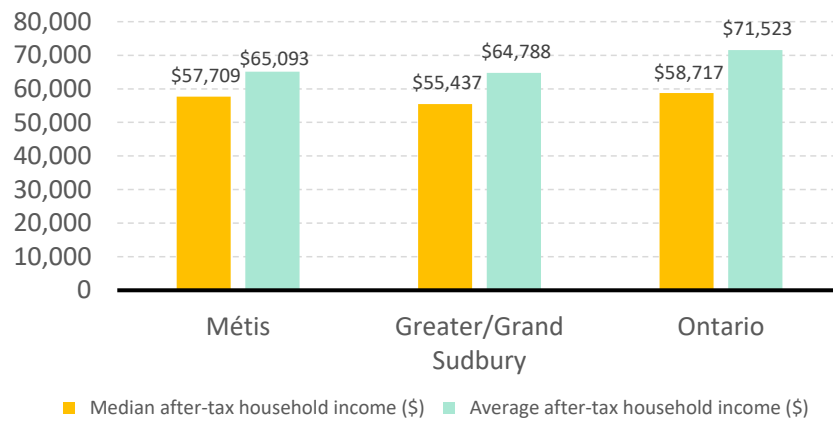
The number of Métis households spending 30% or more of household total income on shelter costs is 1000, which is 24.4%

of the total private dwellings occupied by an Métis household, compared to 22.6% of the total population in Greater/Grand Sudbury and 26.7% of the total population in Ontario.

Greater/Grand Sudbury, ON

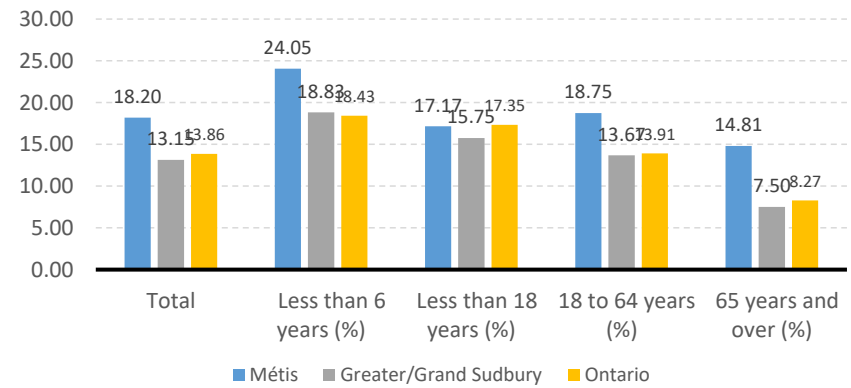
Income

After-Tax Income of Households in 2010



For Métis singles, median after-tax household income is \$57,709, and average after-tax household income is \$65,093. Métis has higher median and average after-tax income than Greater/Grand Sudbury, and lower median and average after-tax income than Ontario.

Prevalence of Low Income in 2010 Based On After-Tax Low-Income Measure (%)



The prevalence of low income based on after-tax low-income measure is 18.20%.

The percentage of low income is 17.17% for people less than 18 years old, 24.05% for people less than 6 years old, 18.75% for people from 18 to 64 years old, and 14.81% for people over 65 years old.