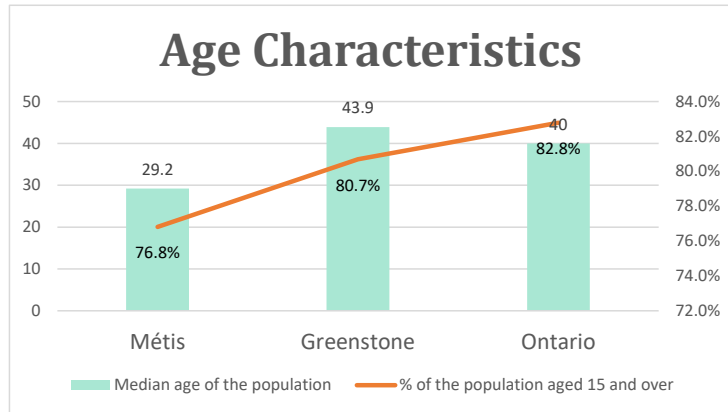


Greenstone, ON

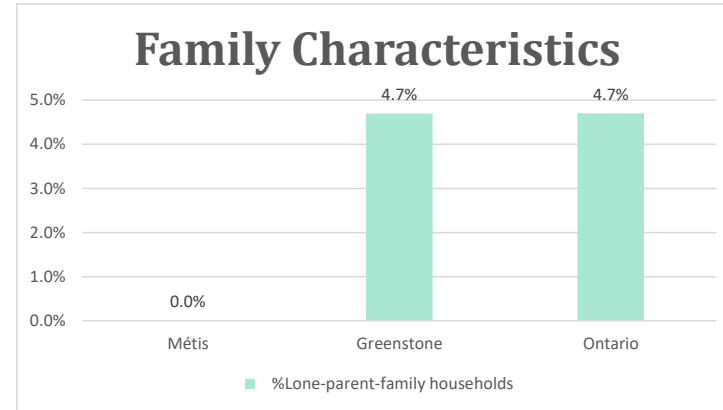
Geo_Code: 3558075

(Source: National Household survey 2011)

The total population reported with Métis single identity is 345 (Total Métis household is 215), representing 26% of Aboriginal people, accounting for 7.4% of the total population in Greenstone.

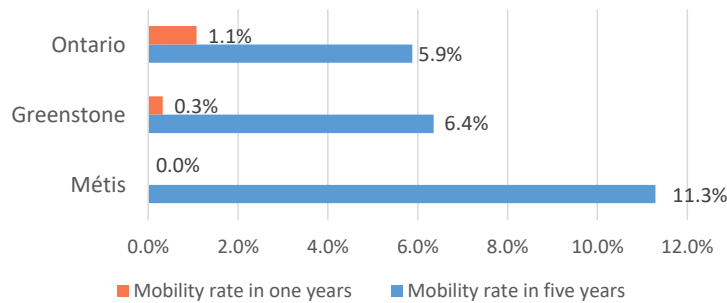


For Métis single identity population, the median age is 29.2 years old, with 76.8% of the population aged 15 and over. As for the total population, the median age is 43.9 in Greenstone and 40.0 years old in Ontario, with 80.7% and 82.8% population aged 15 and over respectively.



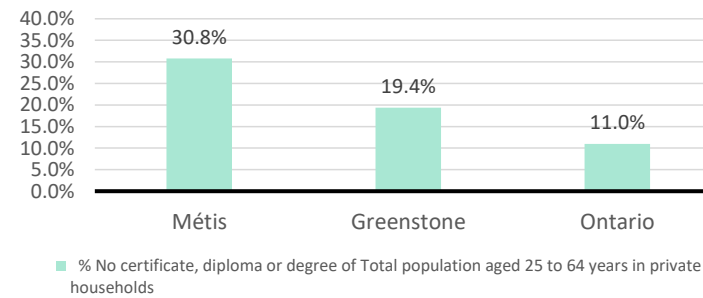
No Métis single lone parents household reported to the survey.

Mobility



No Métis households reported moving in for the last year. 35 Métis households moved in the past 5 years (11.3%).

Education



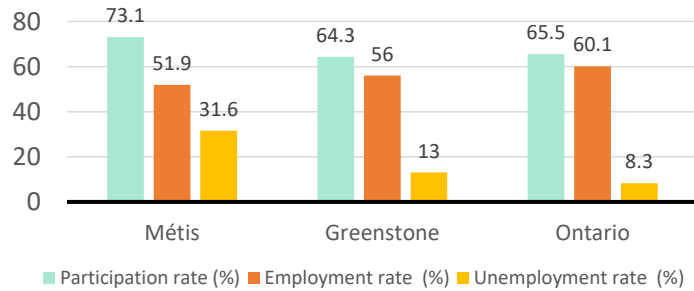
For population aged from 25 to 64 years, 30.8% Métis compared to 19.4% in Greenstone and 11.0% in Ontario have no certificate, diploma or degree.

For Métis aged from 25 to 34, no Métis reported have no certificate, diploma or degree.

Greenstone, ON

Labor Force & Housing Statistics

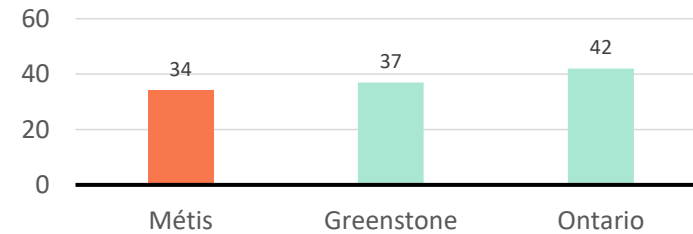
Labour Force Status



Métis participation rate is 73.1%, employment rate is 51.9%, and unemployment rate is 31.6%.

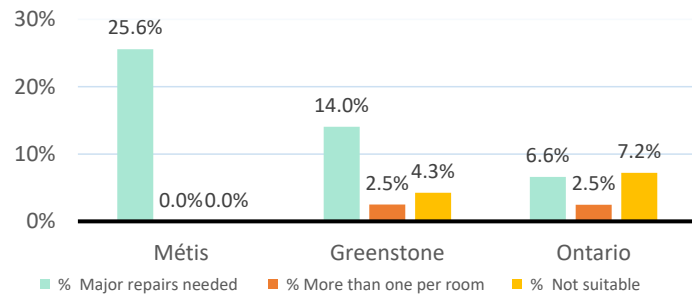
While the participation rate is higher compared with total population in Greenstone and Ontario (64.3% and 65.5%), unemployment rate is also higher.

Average Weeks Worked in 2010



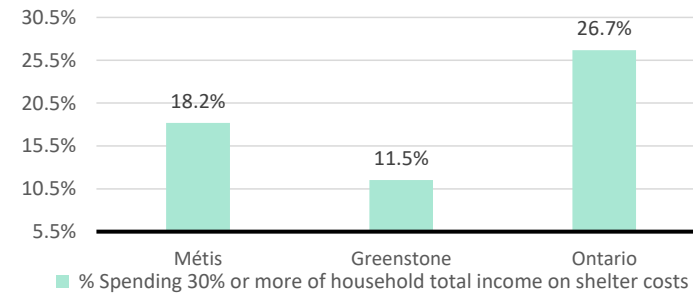
The average weeks worked in 2010 is 34.0 weeks.

Household Characteristics



There are 215 private dwellings occupied by a Métis single household, out of which 25.6% need major repairs, no Métis household reported have more than one person per room, and no Métis household reported to be not suitable.

Shelter Costs



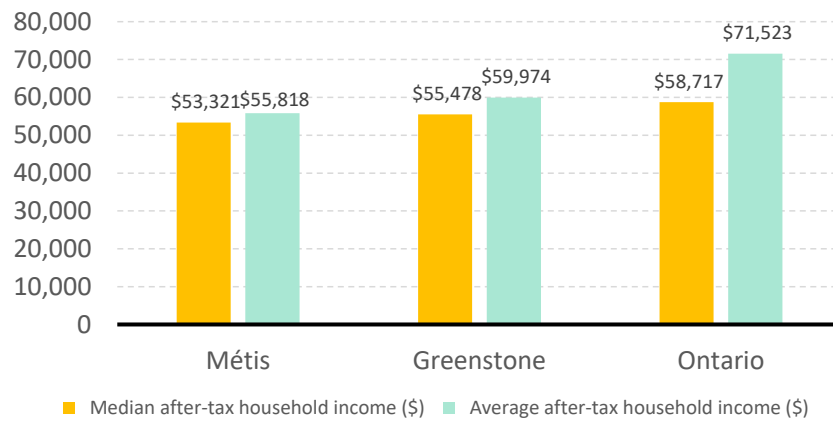
The number of Métis households spending 30% or more of household total income on shelter costs is 40, which is 18.2%

of the total private dwellings occupied by an Métis household, compared to 11.5% of the total population in Greenstone and 26.7% of the total population in Ontario.

Greenstone, ON

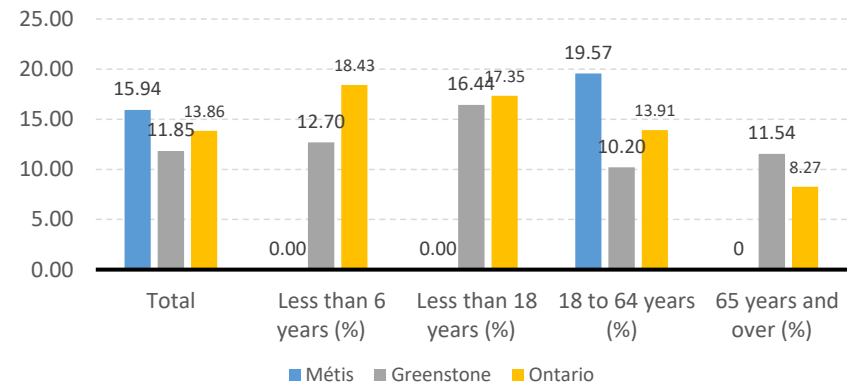
Income

After-Tax Income of Households in 2010



For Métis singles, median after-tax household income is \$53,321, and average after-tax household income is \$55,818. Métis has lower median and average after-tax income than Greenstone and Ontario.

Prevalence of Low Income in 2010 Based On After-Tax Low-Income Measure (%)



The prevalence of low income based on after-tax low-income measure is 15.94%.

The percentage of low income is 19.57% for people from 18 to 64 years old, and no Métis household reported low income in other age groups.