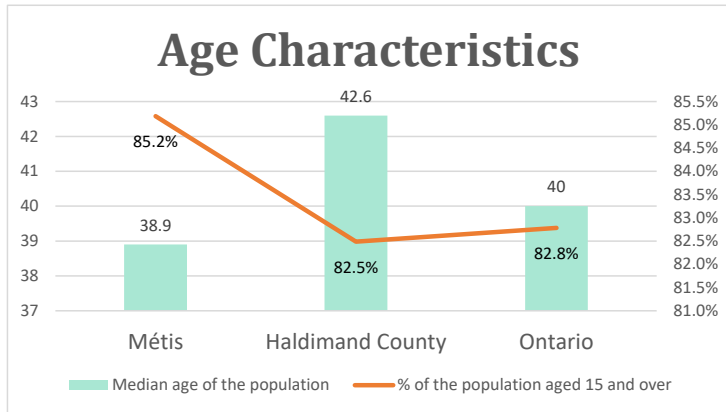


Haldimand County, ON

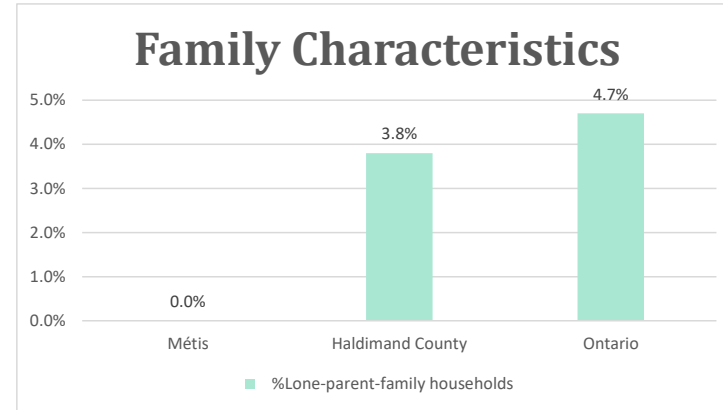
Geo_Code: 3528018

(Source: National Household survey 2011)

The total population reported with Métis single identity is 270 (Total Métis household is 190), representing 18% of Aboriginal people, accounting for 0.6% of the total population in Haldimand County.

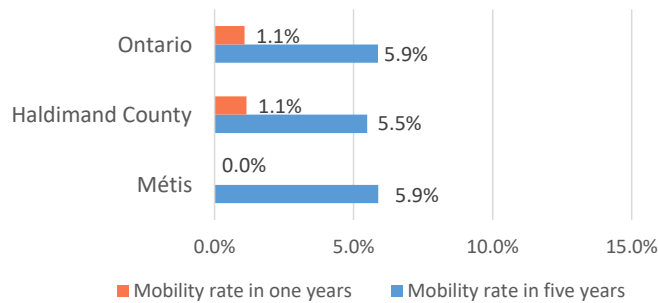


For Métis single identity population, the median age is 38.9 years old, with 85.2% of the population aged 15 and over. As for the total population, the median age is 42.6 in Haldimand County and 40.0 years old in Ontario, with 82.5% and 82.8% population aged 15 and over respectively.



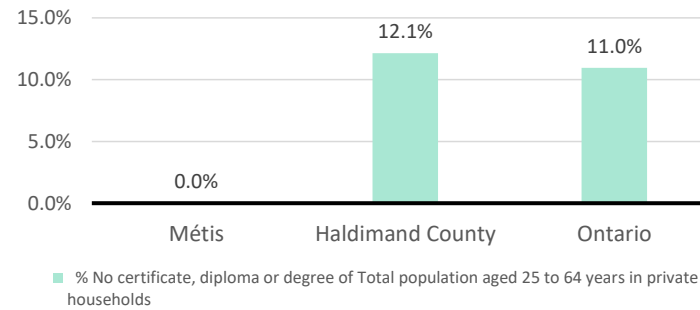
No Métis single lone parents household reported to the survey.

Mobility



No Métis households reported moving in for the last year. 15 Métis households moved in the past 5 years (5.9%).

Education



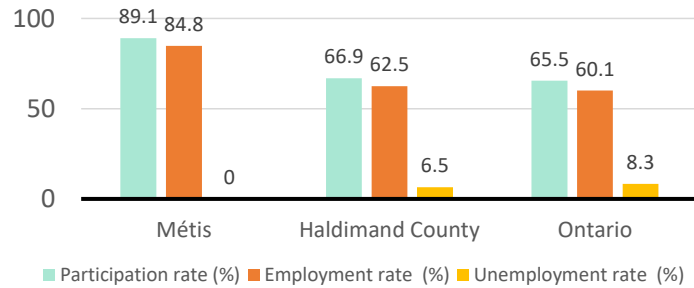
For population aged from 25 to 64 years, no Métis reported have no certificate, diploma or degree.

For Métis aged from 25 to 34, no Métis reported have no certificate, diploma or degree.

Haldimand County, ON

Labor Force & Housing Statistics

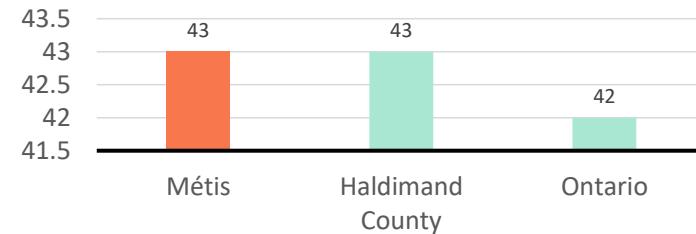
Labour Force Status



Métis participation rate is 89.1%, employment rate is 84.8%, and unemployment rate is 0.0%.

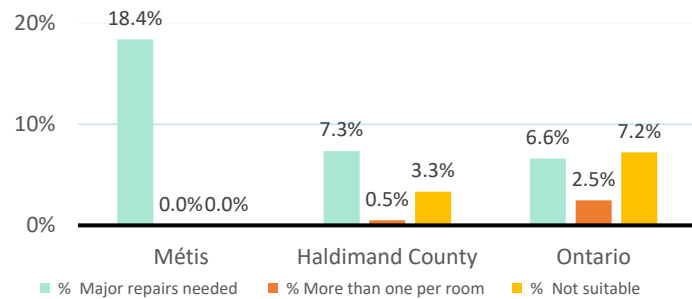
While the participation rate is higher compared with total population in Haldimand County and Ontario (66.9% and 65.5%), no Métis reported unemployment.

Average Weeks Worked in 2010



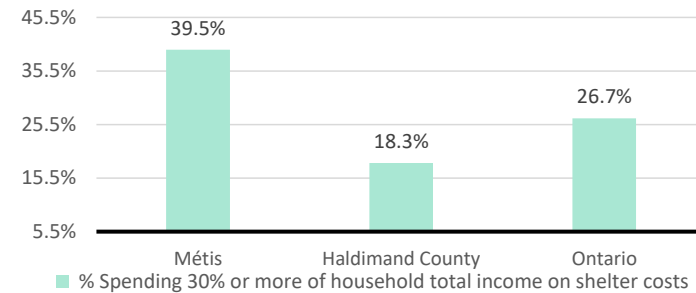
The average weeks worked in 2010 is 43.0 weeks.

Household Characteristics



There are 190 private dwellings occupied by a Métis single household, out of which 18.4% need major repairs, no Métis household reported have more than one person per room, and no Métis household reported to be not suitable.

Shelter Costs



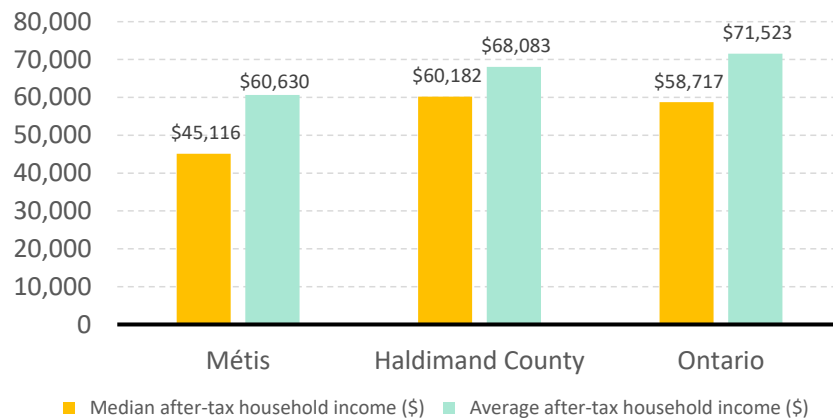
The number of Métis households spending 30% or more of household total income on shelter costs is 75, which is 39.5%

of the total private dwellings occupied by an Métis household, compared to 18.3% of the total population in Haldimand County and 26.7% of the total population in Ontario.

Haldimand County, ON

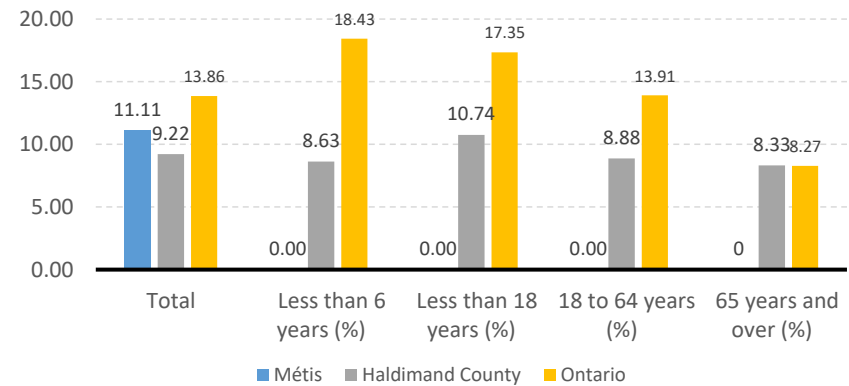
Income

After-Tax Income of Households in 2010



For Métis singles, median after-tax household income is \$45,116, and average after-tax household income is \$60,630. Métis has lower median and average after-tax income than Haldimand County and Ontario.

Prevalence of Low Income in 2010 Based On After-Tax Low-Income Measure (%)



The prevalence of low income based on after-tax low-income measure is 11.11%.

No Métis household reported low income in Haldimand County.