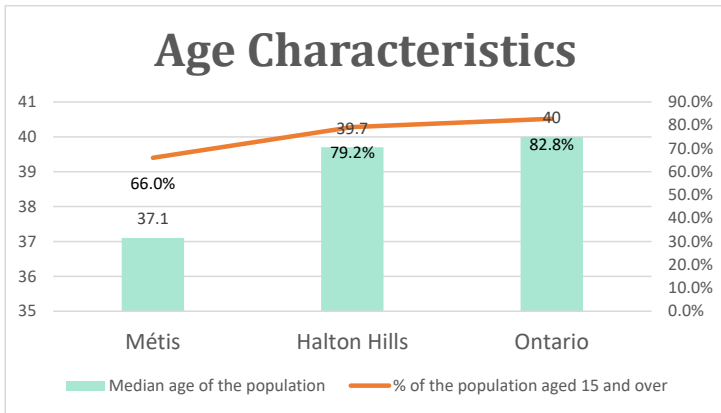


Halton Hills, ON

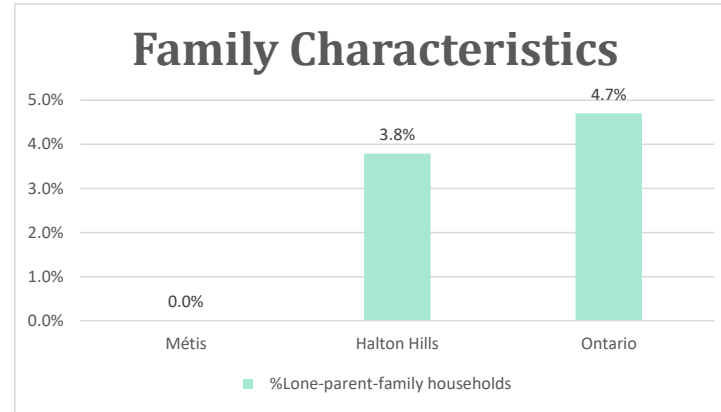
Geo_Code: 3524015

(Source: National Household survey 2011)

The total population reported with Métis single identity is 250 (Total Métis household is 135), representing 31% of Aboriginal people, accounting for 0.4% of the total population in Halton Hills.

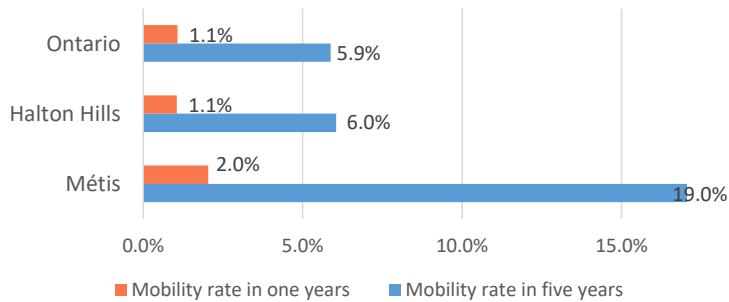


For Métis single identity population, the median age is 37.1 years old, with 66.0% of the population aged 15 and over. As for the total population, the median age is 39.7 in Halton Hills and 40.0 years old in Ontario, with 79.2% and 82.8% population aged 15 and over respectively.



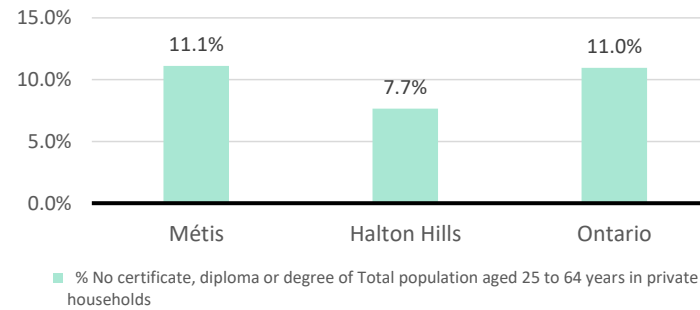
No Métis single lone parents household reported to the survey.

Mobility



5 Métis households moved in last year (2.0%), 40 Métis households moved in the past 5 years (19.0%).

Education



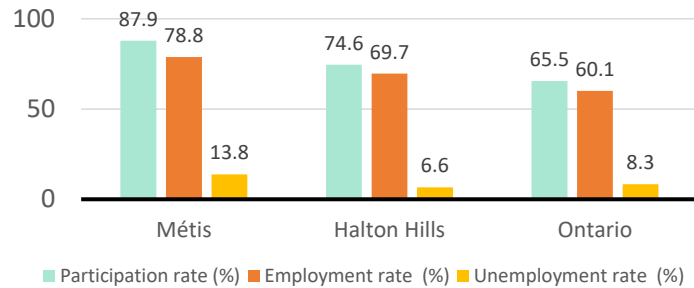
For population aged from 25 to 64 years, 11.1% Métis compared to 7.7% in Halton Hills and 11.0% in Ontario have no certificate, diploma or degree.

For Métis aged from 25 to 34, no Métis reported have no certificate, diploma or degree.

Halton Hills, ON

Labor Force & Housing Statistics

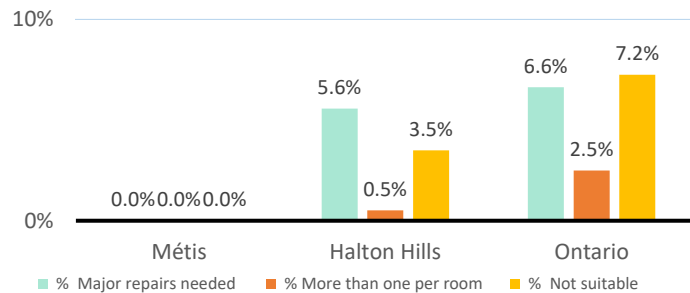
Labour Force Status



Métis participation rate is 87.9%, employment rate is 78.8%, and unemployment rate is 13.8%.

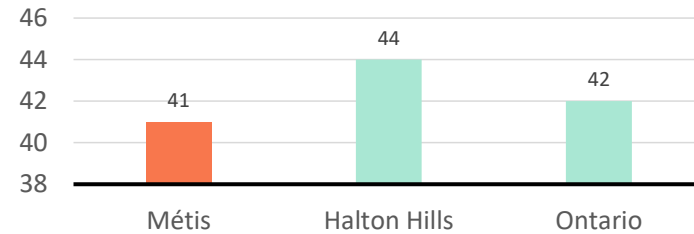
While the participation rate is higher compared with total population in Halton Hills and Ontario (74.6% and 65.5%), unemployment rate is also higher.

Household Characteristics



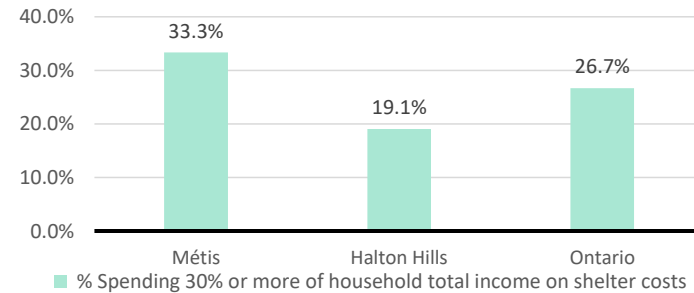
There are 135 private dwellings occupied by a Métis single household, out of which no Métis single household reported need major repairs, have more than one person per room, or not suitable.

Average Weeks Worked in 2010



The average weeks worked in 2010 is 41.0 weeks.

Shelter Costs



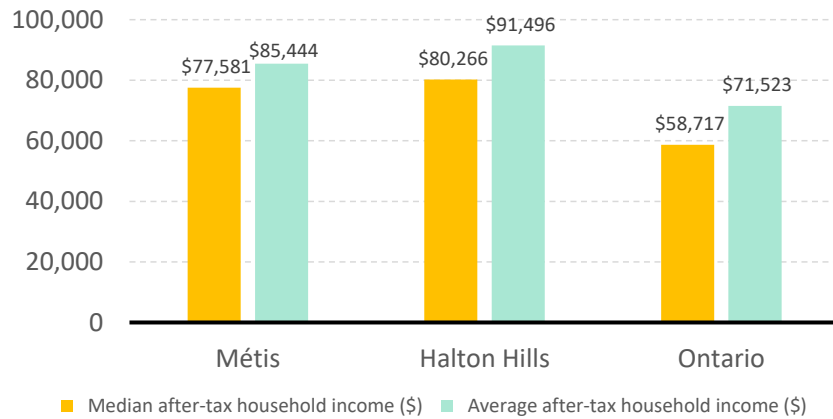
The number of Métis households spending 30% or more of household total income on shelter costs is 45, which is 33.3%

of the total private dwellings occupied by a Métis household, compared to 19.1% of the total population in Halton Hills and 26.7% of the total population in

Halton Hills, ON

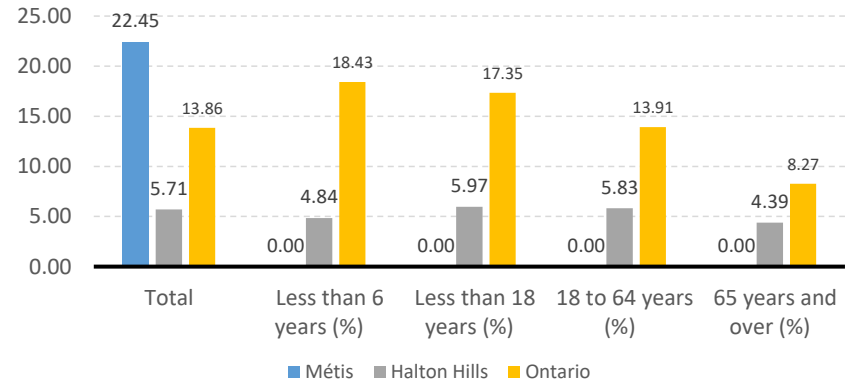
Income

After-Tax Income of Households in 2010



For Métis singles, median after-tax household income is \$77,581, and average after-tax household income is \$85,444. Métis has lower median and average after-tax income than Halton Hills, and higher median and average

Prevalence of Low Income in 2010 Based On After-Tax Low-Income Measure (%)



The prevalence of low income based on after-tax low-income measure is 22.45%.

No Métis household reported low income in Halton Hills.