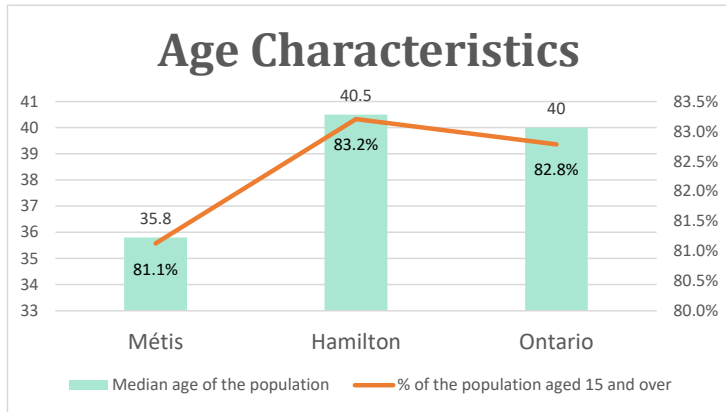


# Hamilton, ON

Geo\_Code: 3535005

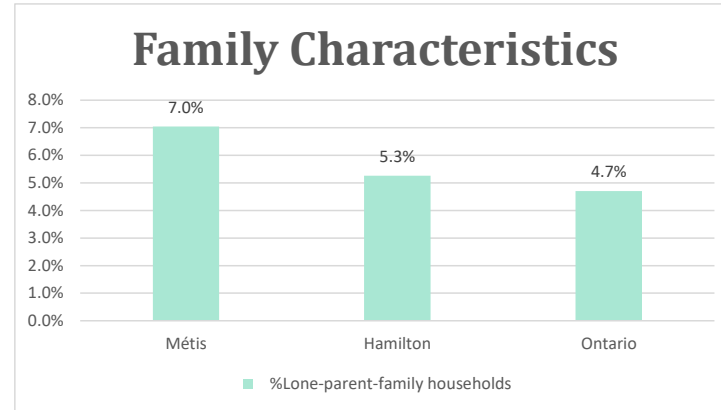
(Source: National Household survey 2011)

The total population reported with Métis single identity is 1,775 (Total Métis household is 1,240), representing 17% of Aboriginal people, accounting for 0.3% of the total population in Hamilton.

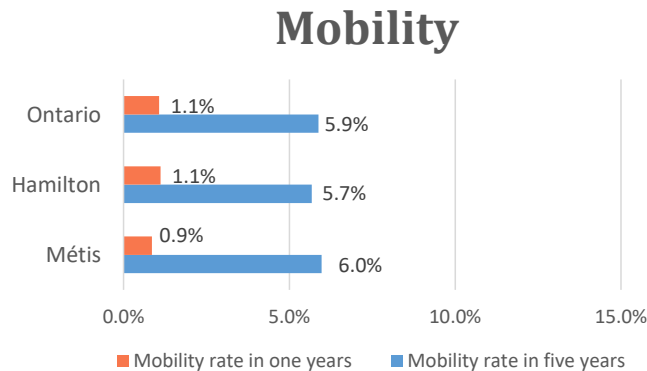


For Métis single identity population, the median age is 35.8 years old, with 81.1% of the population aged 15 and over. As for the total population, the median age is 40.5 in Hamilton and

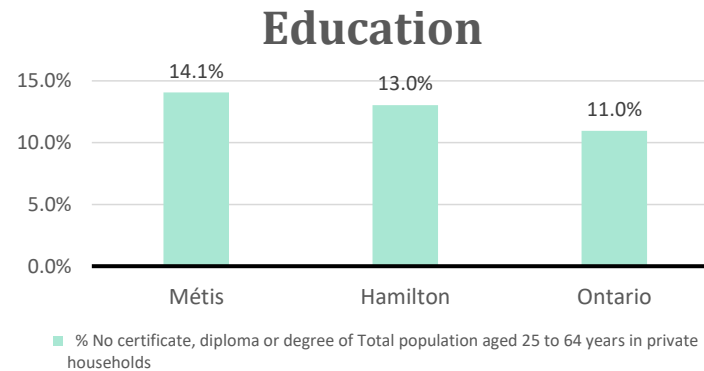
40.0 years old in Ontario, with 83.2% and 82.8% population aged 15 and over respectively.



The number of Métis single lone parents household is 125, accounting for 7.0% of the total Métis single private households.



15 Métis households moved in last year (0.9%), 100 Métis households moved in the past 5 years (6.0%).



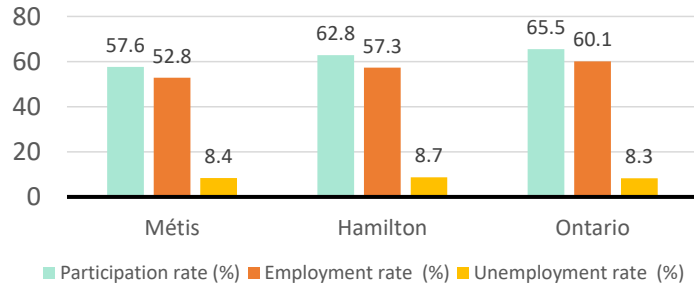
For population aged from 25 to 64 years, 14.1% Métis compared to 13.0% in Hamilton and 11.0% in Ontario have no certificate, diploma or degree.

For Métis aged from 25 to 34, 17.3% Métis reported to have no certificate, diploma or degree.

# Hamilton, ON

## Labor Force & Housing Statistics

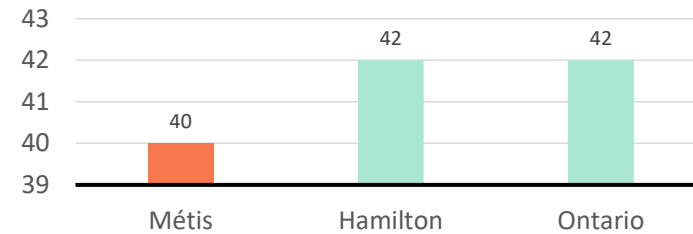
### Labour Force Status



Métis participation rate is 57.6%, employment rate is 52.8%, and unemployment rate is 8.4%.

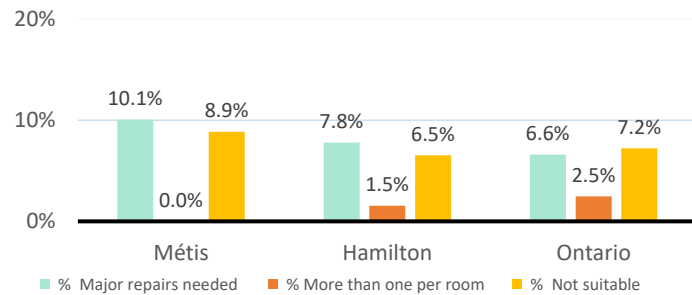
While the participation rate is lower compared with total population in Hamilton and Ontario (62.8% and 65.5%), unemployment rate is lower than Hamilton and higher than Ontario.

### Average Weeks Worked in 2010



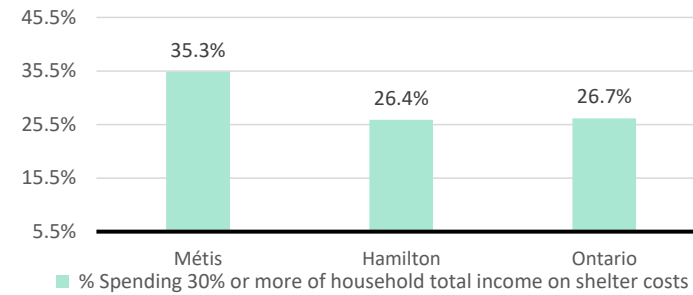
The average weeks worked in 2010 is 40.0 weeks.

### Household Characteristics



There are 1240 private dwellings occupied by a Métis single household, out of which 10.1% need major repairs, no Métis household reported have more than one person per room, and 8.9% Métis household reported to be not suitable.

### Shelter Costs



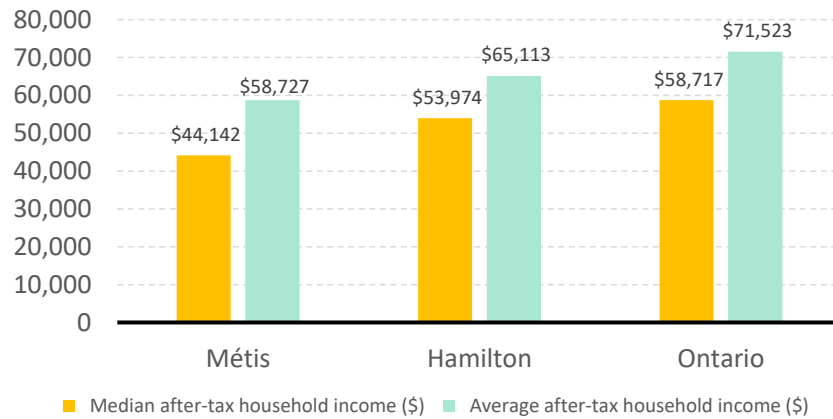
The number of Aboriginal households spending 30% or more of household total income on shelter costs is 440, which is 35.3%

of the total private dwellings occupied by an Aboriginal household, compared to 26.4% of the total population in Hamilton and 26.7% of the total population in Ontario.

# Hamilton, ON

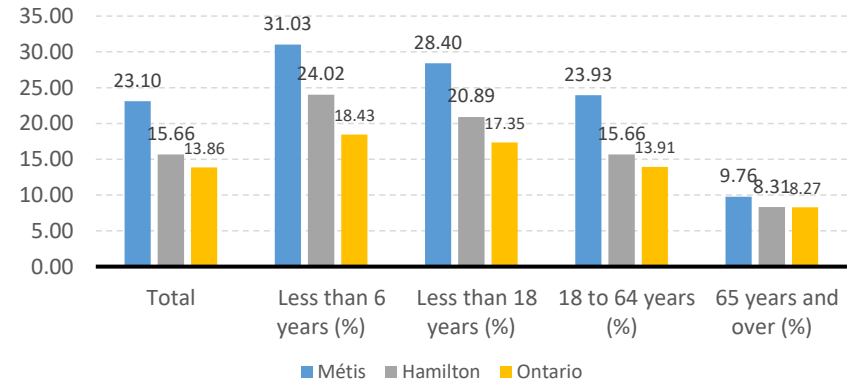
## Income

After-Tax Income of Households in 2010



For Métis singles, median after-tax household income is \$44,142, and average after-tax household income is \$58,727. Métis has lower median and average after-tax income than Hamilton and Ontario.

Prevalence of Low Income in 2010 Based On After-Tax Low-Income Measure (%)



The prevalence of low income based on after-tax low-income measure is 23.10%.

The percentage of low income is 28.40% for people less than 18 years old, 31.03% for people less than 6 years old, 23.93% for people from 18 to 64 years old, and 9.76% for people over 65 years old.