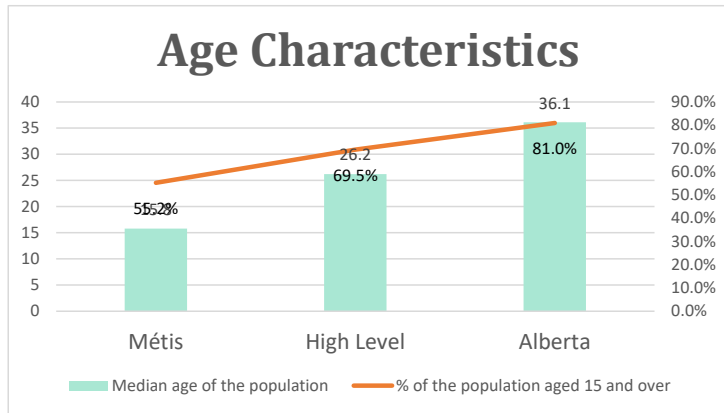


High Level, AB

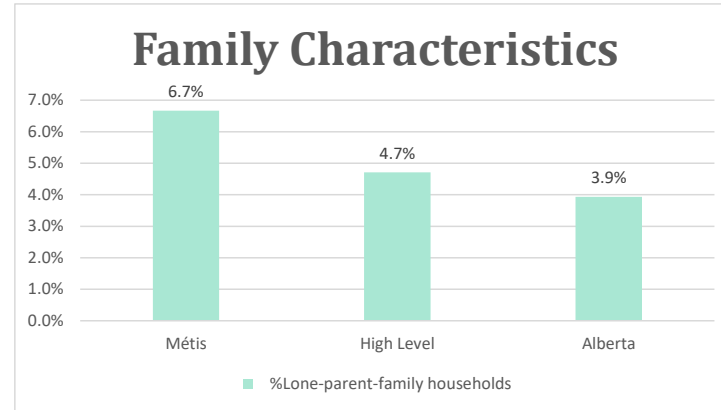
Geo_Code: 4817093

(Source: National Household survey 2011)

The total population reported with Métis single identity is 525 (Total Métis household is 210), representing 48% of Aboriginal people, accounting for 14.5% of the total population in High Level.

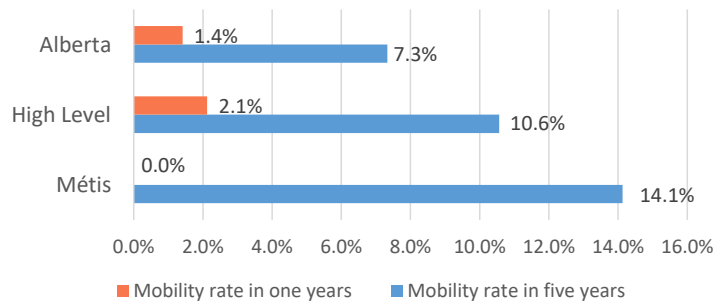


For Métis single identity population, the median age is 15.8 years old, with 55.2% of the population aged 15 and over. As for the total population, the median age is 26.2 in High Level and 36.1 years old in Alberta, with 69.5% and 81.0% population aged 15 and over respectively.



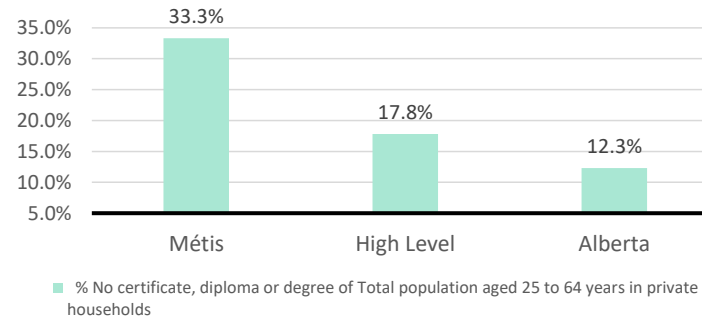
The number of Métis single lone parents household is 35, accounting for 6.7% of the total Métis single private households.

Mobility



No Métis households reported moving in for the last year. 65 Métis households moved in the past 5 years (14.1%).

Education



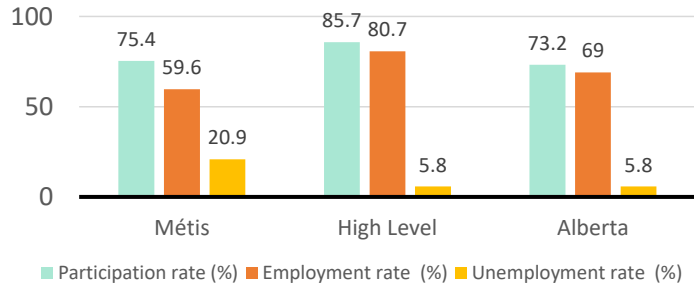
For population aged from 25 to 64 years, 33.3% Métis compared to 17.8% in High Level and 12.3% in Alberta have no certificate, diploma or degree.

For Métis aged from 25 to 34, 40.0% Métis reported to have no certificate, diploma or degree.

High Level, AB

Labor Force & Housing Statistics

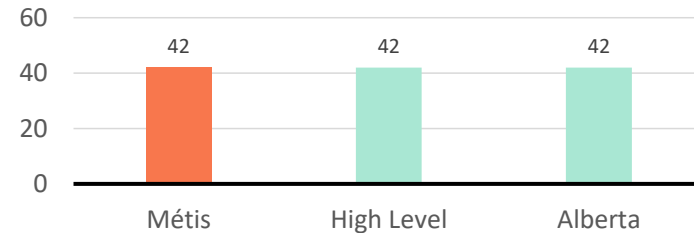
Labour Force Status



Métis participation rate is 75.4%, employment rate is 59.6%, and unemployment rate is 20.9%.

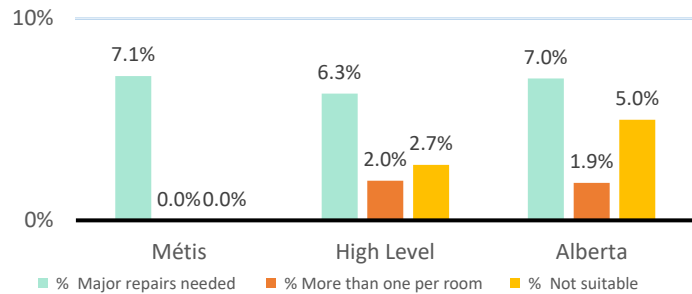
While the participation rate is lower compared with total population in High Level and higher than Alberta (85.7% and 73.2%), unemployment rate is higher.

Average Weeks Worked in 2010



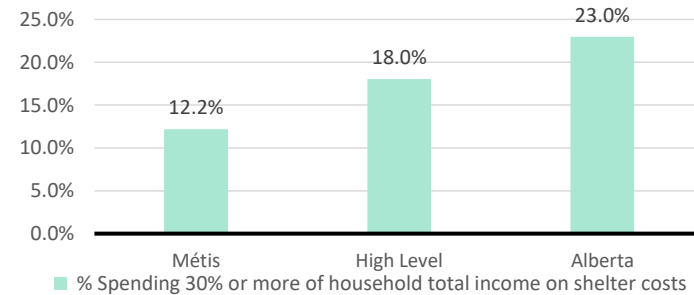
The average weeks worked in 2010 is 42.0 weeks.

Household Characteristics



There are 210 private dwellings occupied by a Métis single household, out of which 7.1% need major repairs, no Métis household reported have more than one person per room, and no Métis household reported to be not suitable.

Shelter Costs



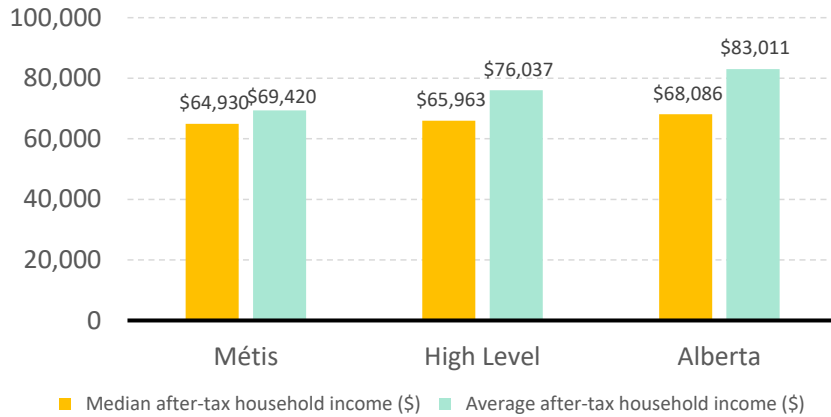
The number of Métis households spending 30% or more of household total income on shelter costs is 25, which is 12.2%

of the total private dwellings occupied by a Métis household, compared to 18.0% of the total population in High Level and 23.0% of the total population in Alberta.

High Level, AB

Income

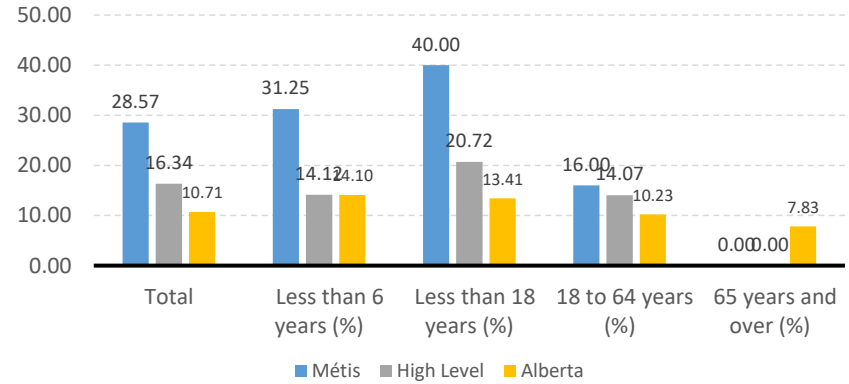
After-Tax Income of Households in 2010



For Métis singles, median after-tax household income is \$64,930, and average after-tax household income is

\$69,420. Métis has lower median and average after-tax income than High Level and Alberta.

Prevalence of Low Income in 2010 Based On After-Tax Low-Income Measure (%)



The prevalence of low income based on after-tax low-income measure is 28.57%.

The percentage of low income is 40.00% for people less than 18 years old, 31.25% for people less than 6 years old, 16.00% for people from 18 to 64 years old, and 0.00% for people over 65 years old.