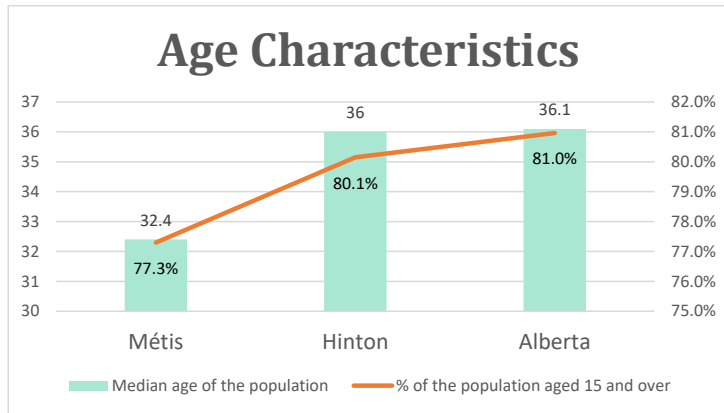


Hinton, AB

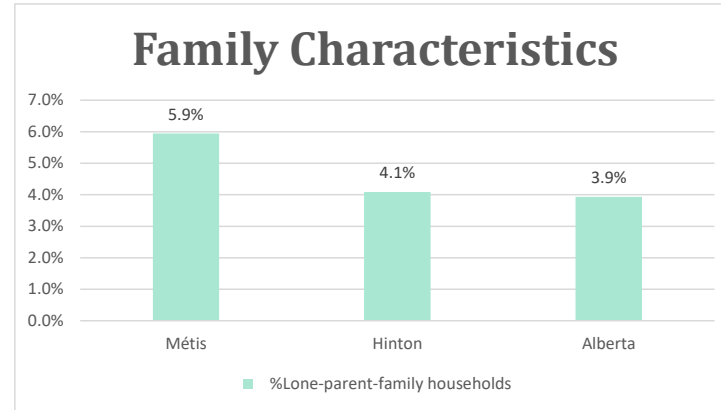
Geo_Code: 4814019

(Source: National Household survey 2011)

The total population reported with Métis single identity is 925 (Total Métis household is 490), representing 86% of Aboriginal people, accounting for 9.7% of the total population in Hinton.

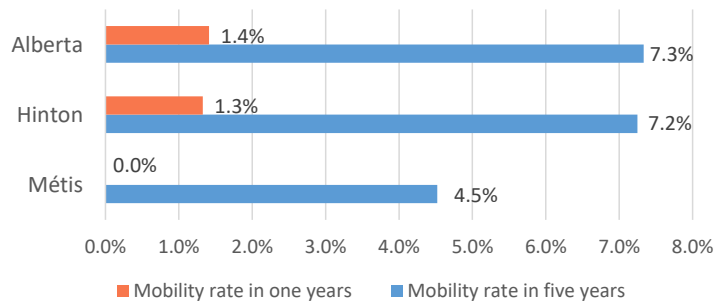


For Métis single identity population, the median age is 32.4 years old, with 77.3% of the population aged 15 and over. As for the total population, the median age is 36.0 in Hinton and 36.1 years old in Alberta, with 80.1% and 81.0% population aged 15 and over respectively.



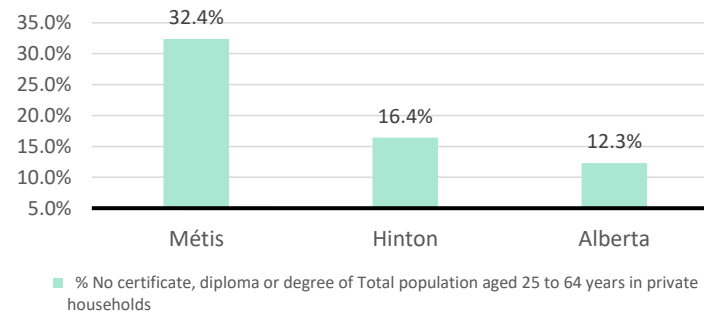
The number of Métis single lone parents household is 55, accounting for 5.9% of the total Métis single private households.

Mobility



No Métis households reported moving in for the last year. 40 Métis households moved in the past 5 years (4.5%).

Education



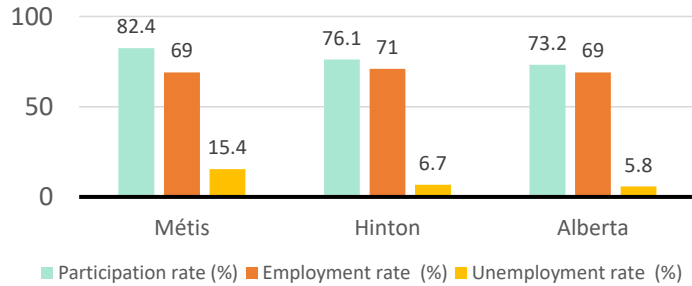
For population aged from 25 to 64 years, 32.4% Métis compared to 16.4% in Hinton and 12.3% in Alberta have no certificate, diploma or degree.

For Métis aged from 25 to 34, no Métis reported have no certificate, diploma or degree.

Hinton, AB

Labor Force & Housing Statistics

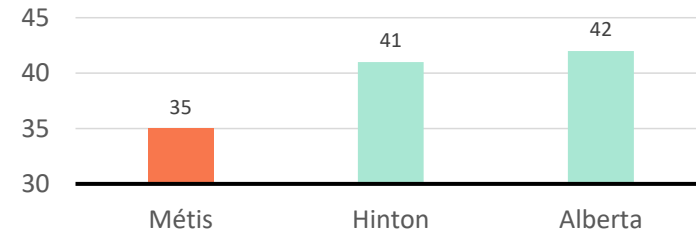
Labour Force Status



Métis participation rate is 82.4%, employment rate is 69.0%, and unemployment rate is 15.4%.

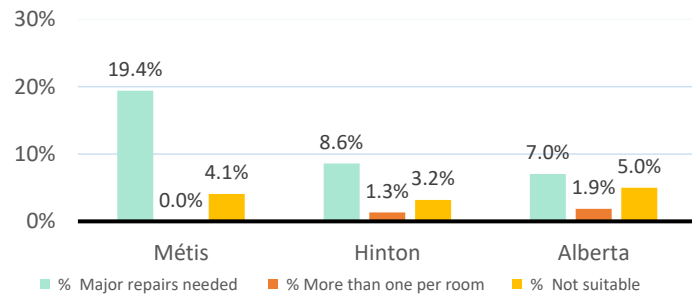
While the participation rate is higher compared with total population in Hinton and Alberta (76.1% and 73.2%), unemployment rate is also higher.

Average Weeks Worked in 2010



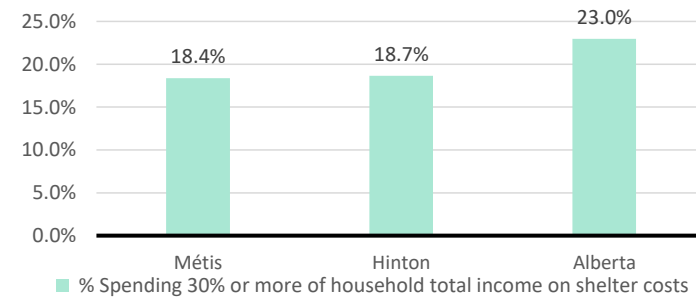
The average weeks worked in 2010 is 35.0 weeks.

Household Characteristics



There are 490 private dwellings occupied by a Métis single household, out of which 19.4% need major repairs, no Métis household reported have more than one person per room, and 4.1% Métis household reported to be not suitable.

Shelter Costs



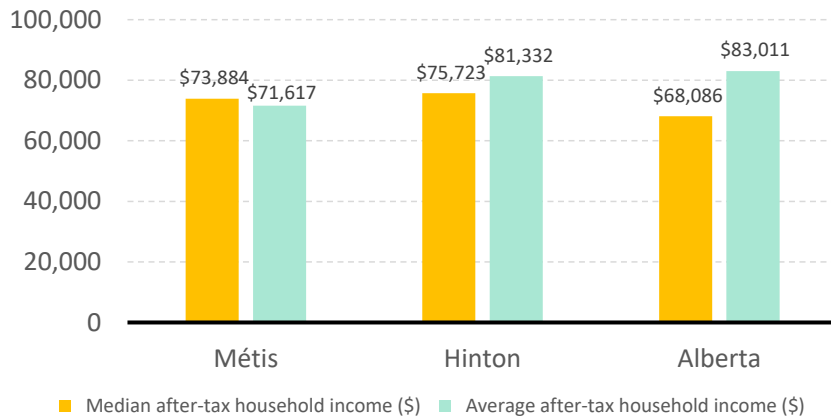
The number of Métis households spending 30% or more of household total income on shelter costs is 90, which is 18.4%

of the total private dwellings occupied by a Métis household, compared to 18.7% of the total population in Hinton and 23.0% of the total population in Alberta.

Hinton, AB

Income

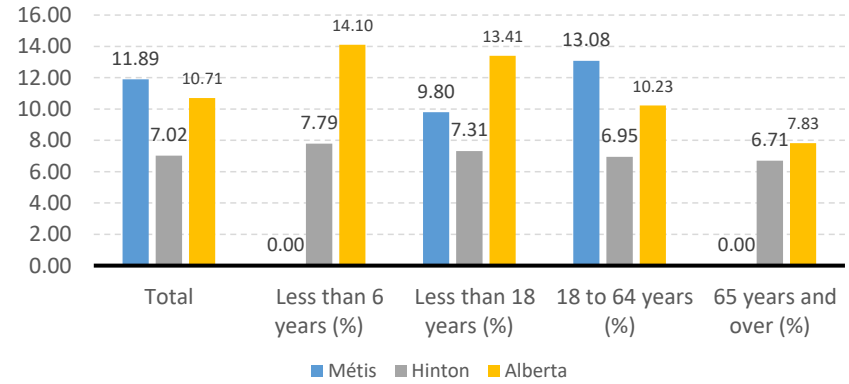
After-Tax Income of Households in 2010



For Métis singles, median after-tax household income is \$73,884, and average after-tax household income is

\$71,617. Métis has lower median and average after-tax income than Hinton, and higher median and lower average after-tax income than Alberta.

Prevalence of Low Income in 2010 Based On After-Tax Low-Income Measure (%)



The prevalence of low income based on after-tax low-income measure is 11.89%.

The percentage of low income is 9.80% for people less than 18 years old, 0.00% for people less than 6 years old, 13.08% for people from 18 to 64 years old, and 0.00% for people over 65 years old.