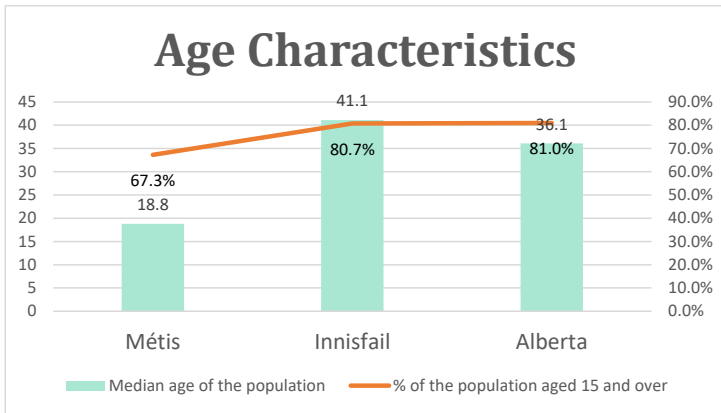


# Innisfail, AB

Geo\_Code: 4808008

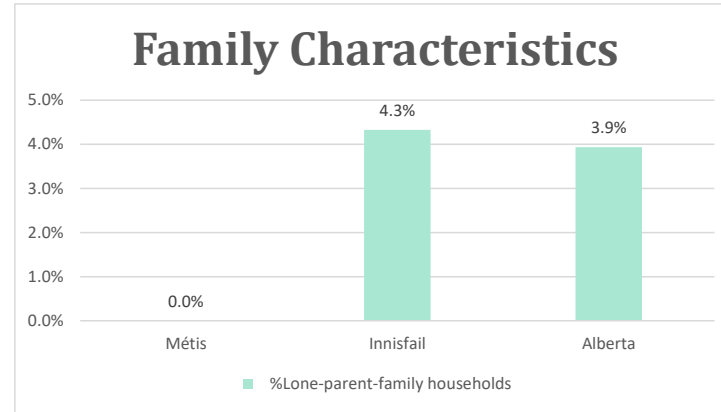
(Source: National Household survey 2011)

The total population reported with Métis single identity is 275 (Total Métis household is 120), representing 73% of Aboriginal people, accounting for 3.6% of the total population in Innisfail.



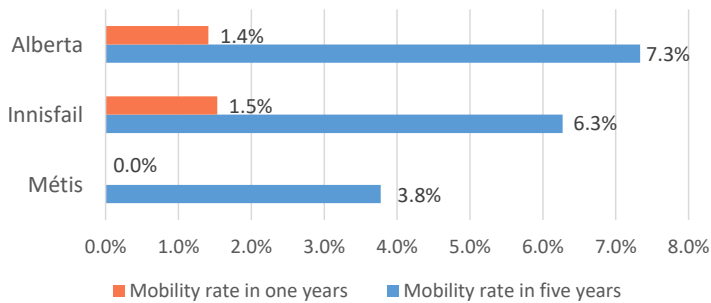
For Métis single identity population, the median age is 18.8 years old, with 67.3% of the population aged 15 and over. As for the total population, the median age is 41.1 in Innisfail and

36.1 years old in Alberta, with 80.7% and 81.0% population aged 15 and over respectively.



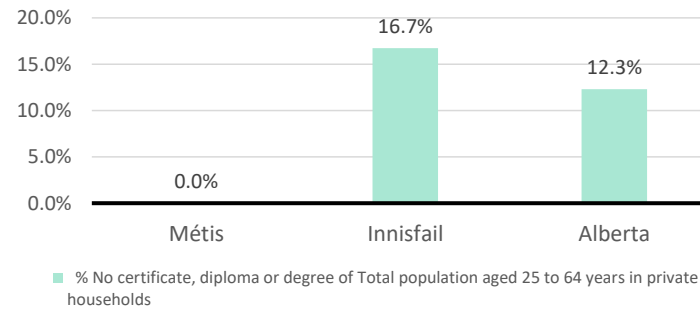
No Métis single lone parents household reported to the survey.

## Mobility



No Métis households reported moving in for the last year. 10 Métis households moved in the past 5 years (3.8%).

## Education



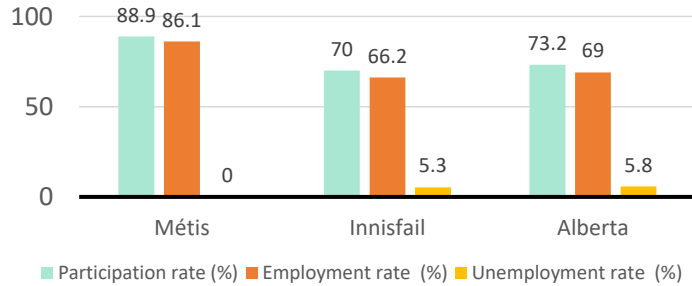
For population aged from 25 to 64 years, no Métis reported have no certificate, diploma or degree.

For Métis aged from 25 to 34, no Métis reported have no certificate, diploma or degree.

# Innisfail, AB

## Labor Force & Housing Statistics

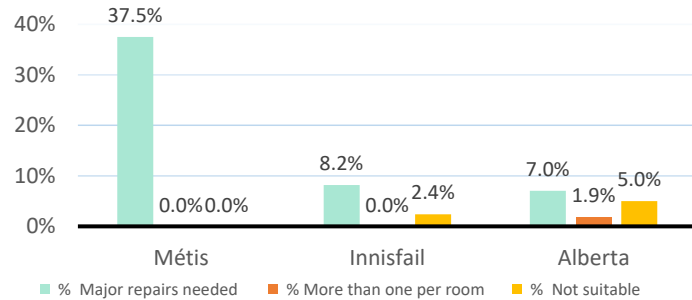
### Labour Force Status



Métis participation rate is 88.9%, employment rate is 86.1%, and unemployment rate is 0.0%.

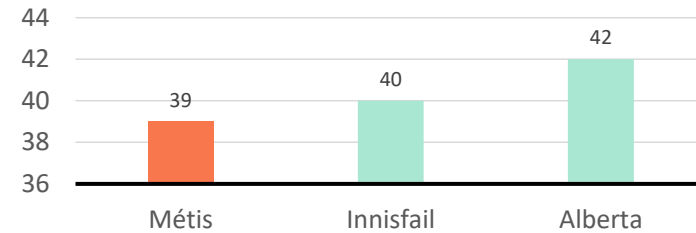
While the participation rate is higher compared with total population in Innisfail and Alberta (70.0% and 73.2%), no Métis reported unemployment.

### Household Characteristics



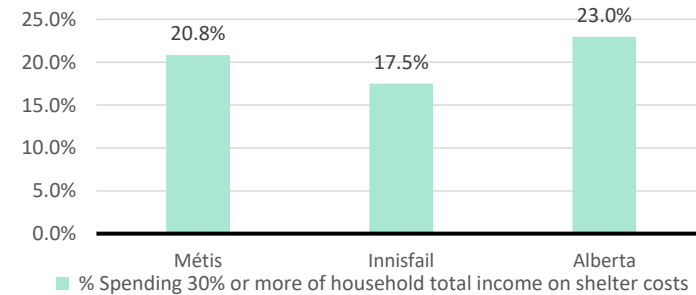
There are 120 private dwellings occupied by a Métis single household, out of which 37.5% need major repairs, no Métis household reported have more than one person per room, and no Métis household reported to be not suitable.

### Average Weeks Worked in 2010



The average weeks worked in 2010 is 39.0 weeks.

### Shelter Costs



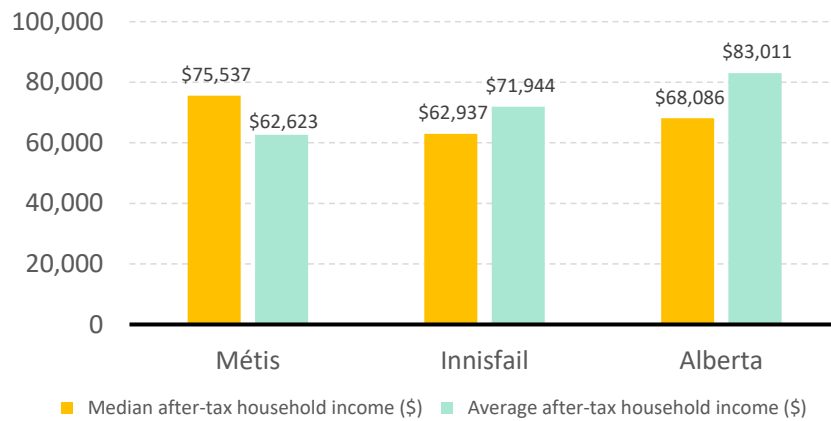
The number of Métis households spending 30% or more of household total income on shelter costs is 25, which is 20.8%

of the total private dwellings occupied by a Métis household, compared to 17.5% of the total population in Innisfail and 23.0% of the total population in Alberta.

# Innisfail, AB

## Income

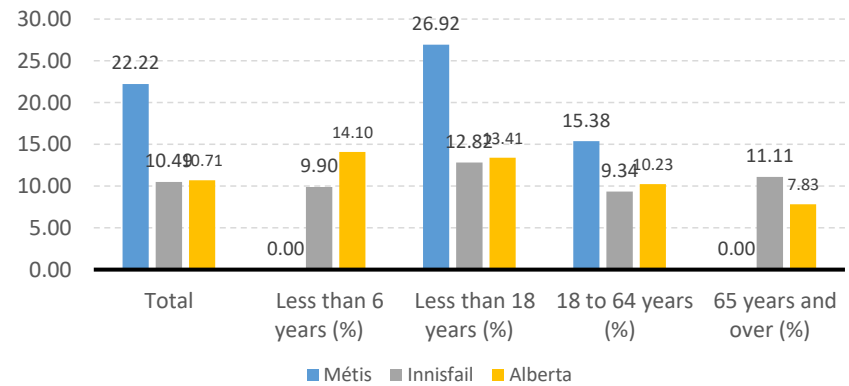
After-Tax Income of Households in 2010



For Métis singles, median after-tax household income is \$75,537, and average after-tax household income is

\$62,623. Métis has higher median and lower average after-tax income than Innisfail, and higher median and lower average after-tax income than Alberta.

Prevalence of Low Income in 2010 Based On After-Tax Low-Income Measure (%)



The prevalence of low income based on after-tax low-income measure is 22.22%.

The percentage of low income is 26.92% for people less than 18 years old, 0.00% for people less than 6 years old, 15.38% for people from 18 to 64 years old, and 0.00% for people over 65 years old.