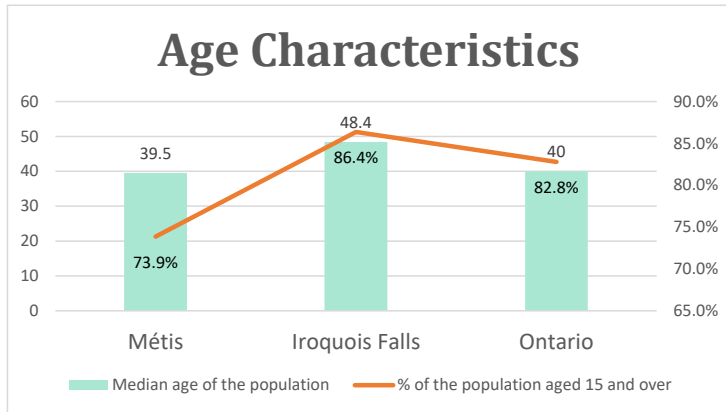


Iroquois Falls, ON

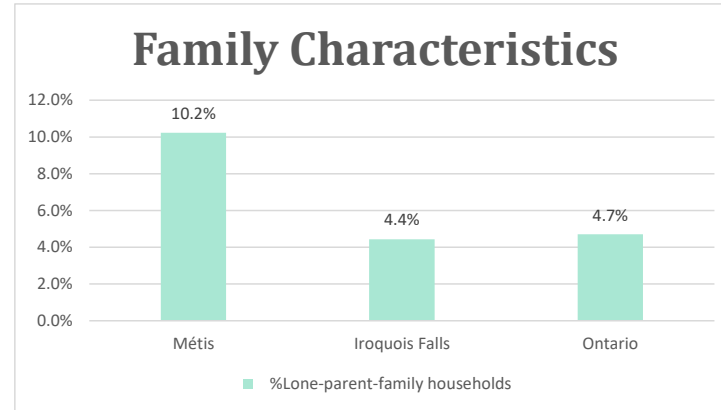
Geo_Code: 3556031

(Source: National Household survey 2011)

The total population reported with Métis single identity is 440 (Total Métis household is 260), representing 77% of Aboriginal people, accounting for 9.8% of the total population in Iroquois Falls.

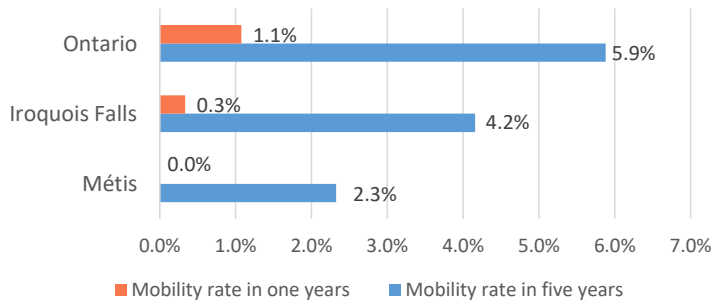


For Métis single identity population, the median age is 39.5 years old, with 73.9% of the population aged 15 and over. As for the total population, the median age is 48.4 in Iroquois Falls and 40.0 years old in Ontario, with 86.4% and 82.8% population aged 15 and over respectively.



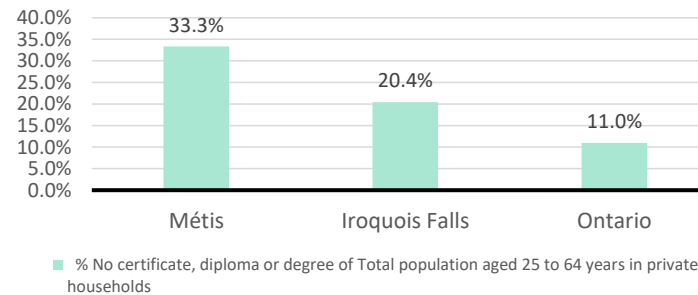
The number of Métis single lone parents household is 45, accounting for 10.2% of the total Métis single private households.

Mobility



No Métis households reported moving in for the last year. 10 Métis households moved in the past 5 years (2.3%).

Education



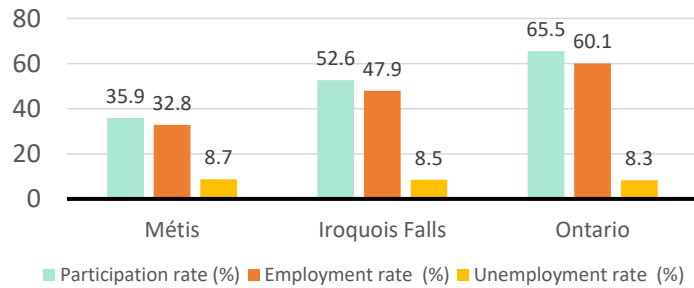
For population aged from 25 to 64 years, 33.3% Métis compared to 20.4% in Iroquois Falls and 11.0% in Ontario have no certificate, diploma or degree.

For Métis aged from 25 to 34, no Métis reported have no certificate, diploma or degree.

Iroquois Falls, ON

Labor Force & Housing Statistics

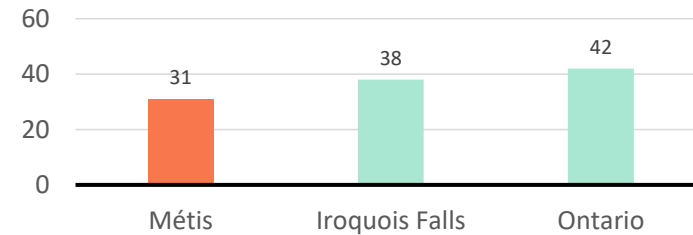
Labour Force Status



Métis participation rate is 35.9%, employment rate is 32.8%, and unemployment rate is 8.7%.

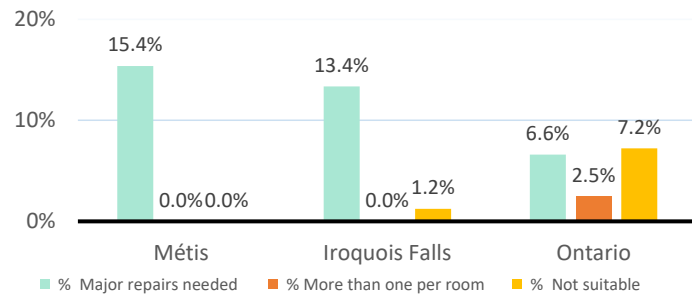
While the participation rate is lower compared with total population in Iroquois Falls and Ontario (52.6% and 65.5%), unemployment rate is higher.

Average Weeks Worked in 2010



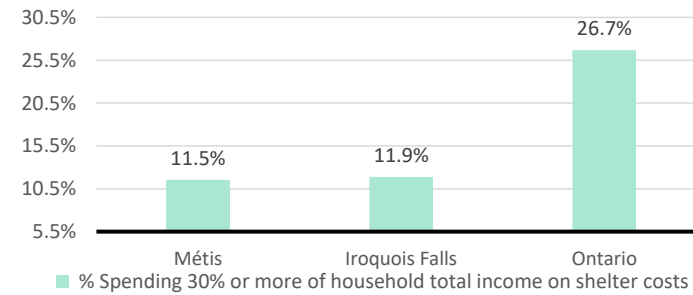
The average weeks worked in 2010 is 31.0 weeks.

Household Characteristics



There are 260 private dwellings occupied by a Métis single household, out of which 15.4% need major repairs, no Métis household reported have more than one person per room, and no Métis household reported to be not suitable.

Shelter Costs



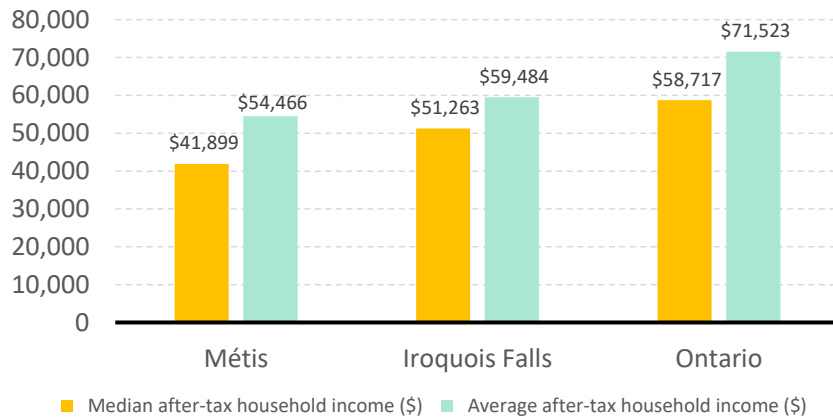
The number of Métis households spending 30% or more of household total income on shelter costs is 30, which is 11.5%

of the total private dwellings occupied by an Métis household, compared to 11.9% of the total population in Iroquois Falls and 26.7% of the total population in Ontario.

Iroquois Falls, ON

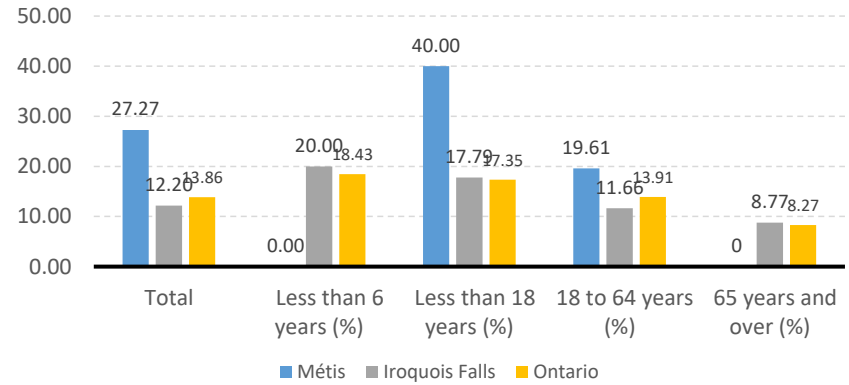
Income

After-Tax Income of Households in 2010



For Métis singles, median after-tax household income is \$41,899, and average after-tax household income is \$54,466. Métis has lower median and average after-tax income than Iroquois Falls and Ontario.

Prevalence of Low Income in 2010 Based On After-Tax Low-Income Measure (%)



The prevalence of low income based on after-tax low-income measure is 27.27%.

The percentage of low income is 40.00% for people less than 18 years old, 0.00% for people less than 6 years old, 19.61% for people from 18 to 64 years old, and 0.00% for people over 65 years old.