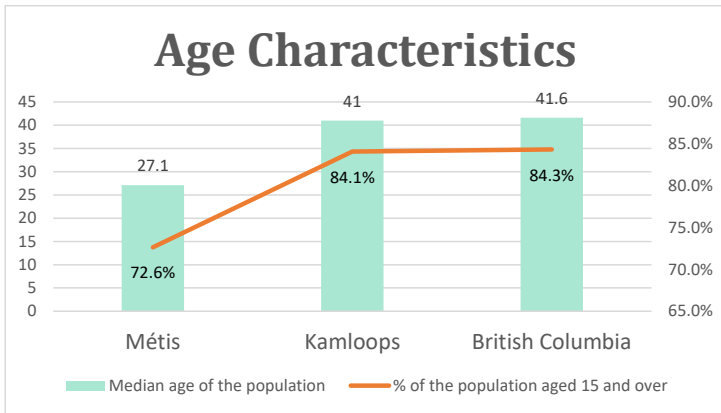


Kamloops, BC

Geo_Code: 5933042

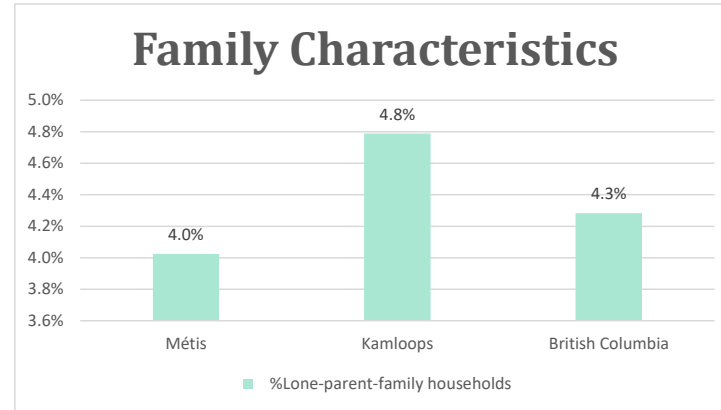
(Source: National Household survey 2011)

The total population reported with Métis single identity is 2,485 (Total Métis household is 1,415), representing 40% of Aboriginal people, accounting for 3.0% of the total population in Kamloops.



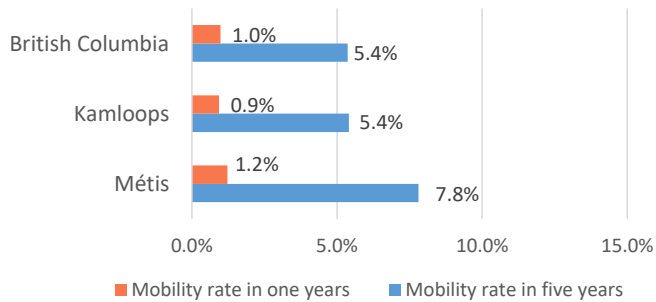
For Métis single identity population, the median age is 27.1 years old, with 72.6% of the population aged 15 and over. As for the total population, the median age is 41.0 in Kamloops and

41.6 years old in British Columbia, with 84.1% and 84.3% population aged 15 and over respectively.



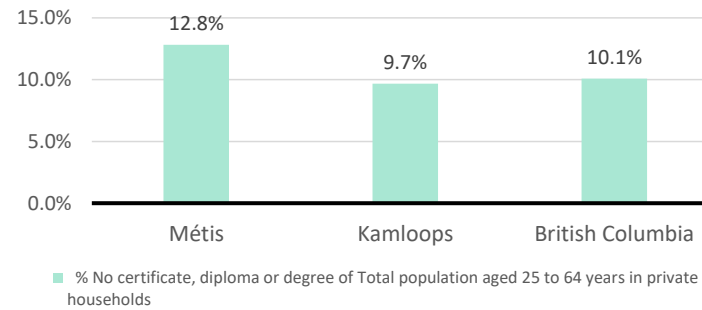
The number of Métis single lone parents household is 100, accounting for 4.0% of the total Métis single private households.

Mobility



30 Métis households moved in last year (1.2%), 180 Métis households moved in the past 5 years (7.8%).

Education



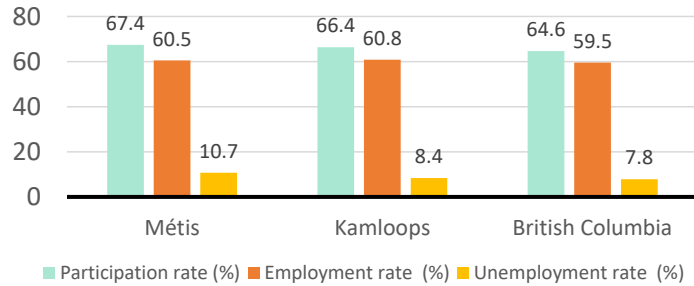
For population aged from 25 to 64 years, 12.8% Métis compared to 9.7% in Kamloops and 10.1% in British Columbia have no certificate, diploma or degree.

For Métis aged from 25 to 34, no Métis reported have no certificate, diploma or degree.

Kamloops, BC

Labor Force & Housing Statistics

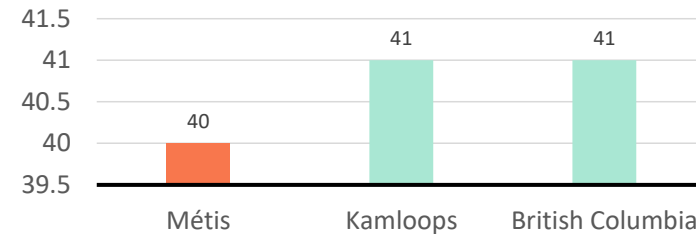
Labour Force Status



Métis participation rate is 67.4%, employment rate is 60.5%, and unemployment rate is 10.7%.

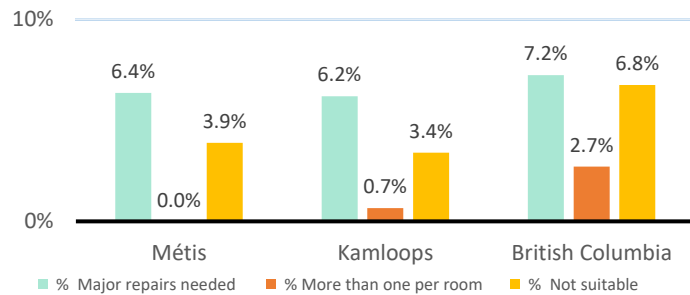
While the participation rate is higher compared with total population in Kamloops and British Columbia (66.4% and 64.6%), unemployment rate is also higher.

Average Weeks Worked in 2010



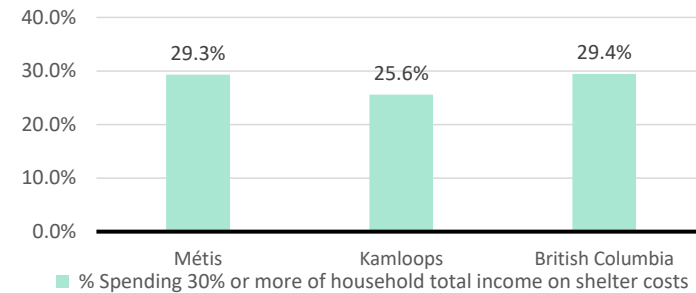
The average weeks worked in 2010 is 40.0 weeks.

Household Characteristics



There are 1415 private dwellings occupied by a Métis single household, out of which 6.4% need major repairs, no Métis household reported have more than one person per room, and 3.9% Métis household reported to be not suitable.

Shelter Costs



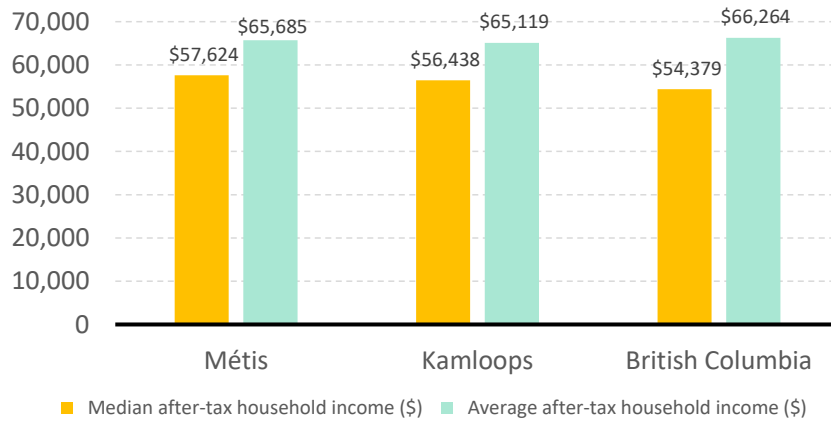
The number of Métis households spending 30% or more of household total income on shelter costs is 415, which is 29.3%

of the total private dwellings occupied by a Métis household, compared to 25.6% of the total population in Kamloops and 29.4% of the total population in British Columbia.

Kamloops, BC

Income

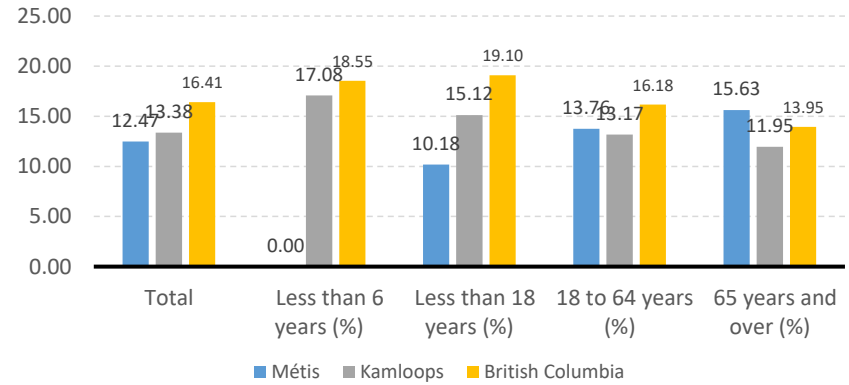
After-Tax Income of Households in 2010



For Métis singles, median after-tax household income is \$57,624, and average after-tax household income is

\$65,685. Métis has higher median and average after-tax income than Kamloops, and higher median and lower average after-tax income than British Columbia.

Prevalence of Low Income in 2010 Based On After-Tax Low-Income Measure (%)



The prevalence of low income based on after-tax low-income measure is 12.47%.

The percentage of low income is 10.18% for people less than 18 years old, 0.00% for people less than 6 years old, 13.76% for people from 18 to 64 years old, and 15.63% for people over 65 years old.