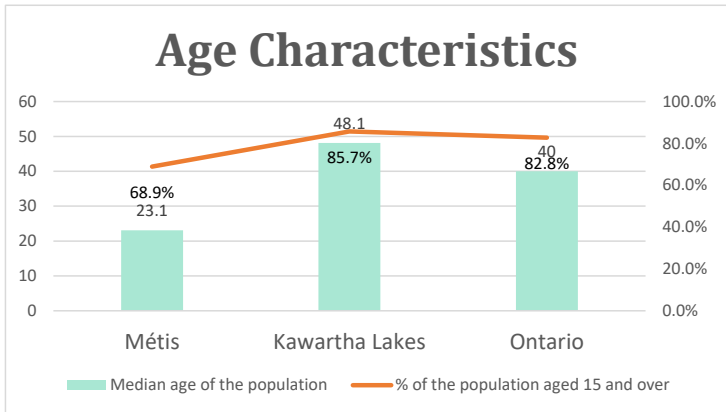


Kawartha Lakes, ON

Geo_Code: 3516010

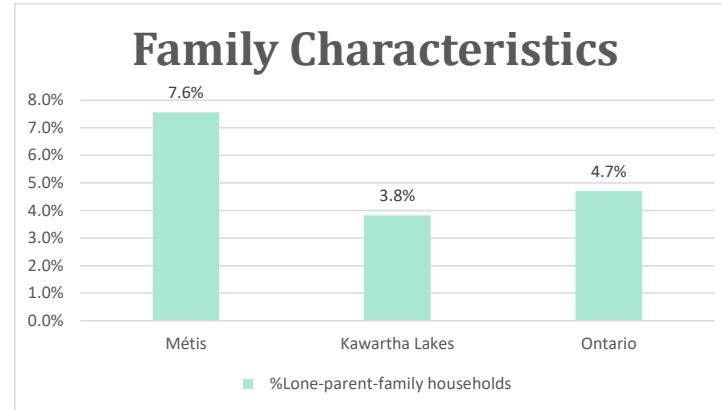
(Source: National Household survey 2011)

The total population reported with Métis single identity is 595 (Total Métis household is 285), representing 43% of Aboriginal people, accounting for 0.8% of the total population in Kawartha Lakes.



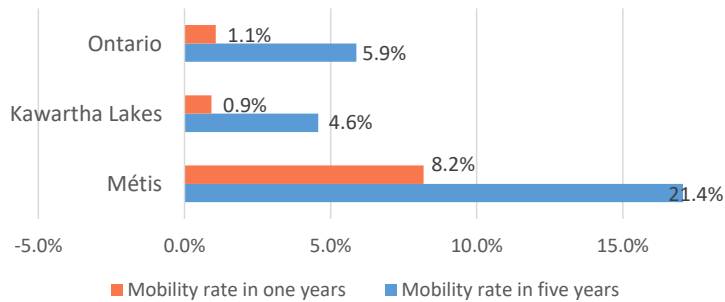
For Métis single identity population, the median age is 23.1 years old, with 68.9% of the population aged 15 and over. As for the total population, the median age is 48.1 in Kawartha Lakes and

40.0 years old in Ontario, with 85.7% and 82.8% population aged 15 and over respectively.



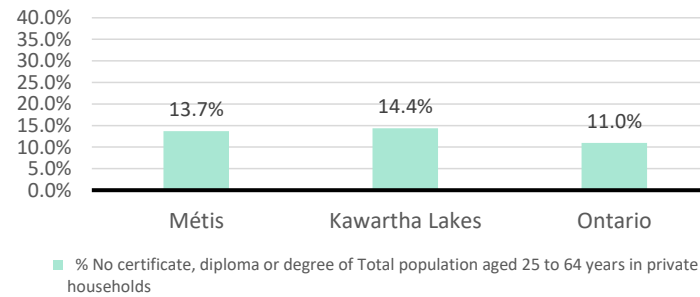
The number of Métis single lone parents household is 45, accounting for 7.6% of the total Métis single private households.

Mobility



45 Métis households moved in last year (8.2%), 105 Métis households moved in the past 5 years (21.4%).

Education



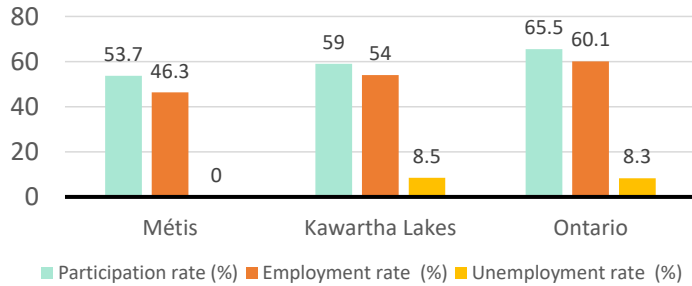
For population aged from 25 to 64 years, 13.7% Métis compared to 14.4% in Kawartha Lakes and 11.0% in Ontario have no certificate, diploma or degree.

For Métis aged from 25 to 34, no Métis reported have no certificate, diploma or degree.

Kawartha Lakes, ON

Labor Force & Housing Statistics

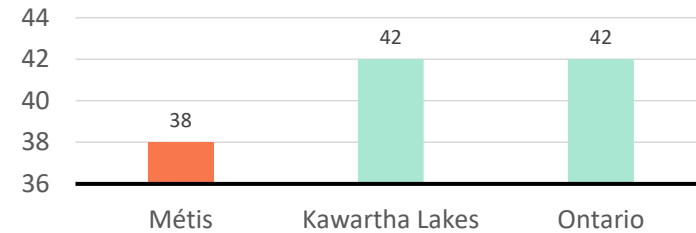
Labour Force Status



Métis participation rate is 53.7%, employment rate is 46.3%, and unemployment rate is 0.0%.

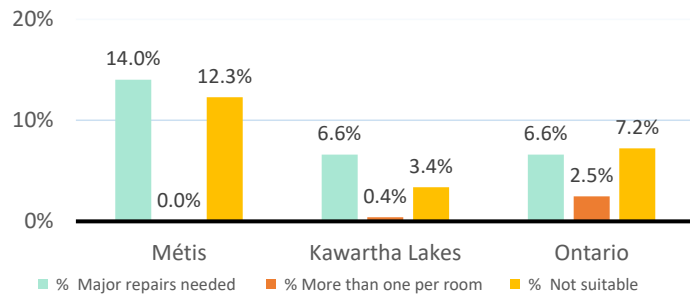
While the participation rate is lower compared with total population in Kawartha Lakes and Ontario (59.0% and 65.5%), no Métis reported unemployment.

Average Weeks Worked in 2010



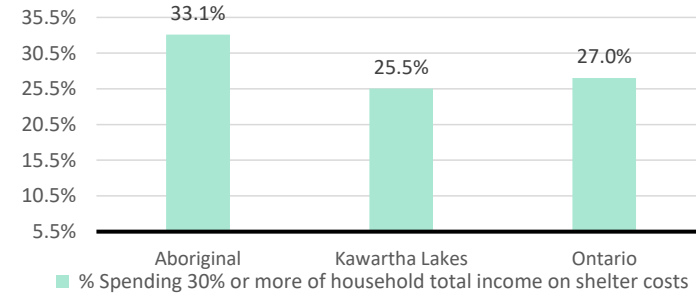
The average weeks worked in 2010 is 38.0 weeks.

Household Characteristics



There are 285 private dwellings occupied by a Métis single household, out of which 14.0% need major repairs, no Métis household reported have more than one person per room, and 12.3% Métis household reported to be not suitable.

Shelter Costs



Métis specific data is to be researched

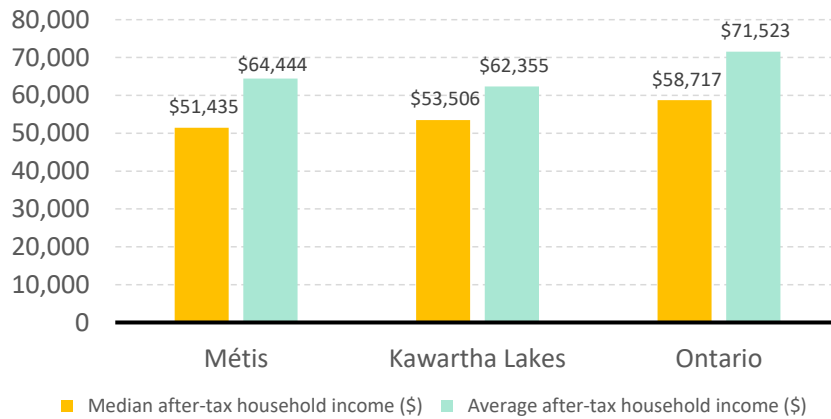
The number of Aboriginal households spending 30% or more of household total income on shelter costs is 230, which is 33.1%

of the total private dwellings occupied by an Aboriginal household, compared to 25.5% of the total population in Kawartha Lakes and 27.0% of the total population in Ontario.

Kawartha Lakes, ON

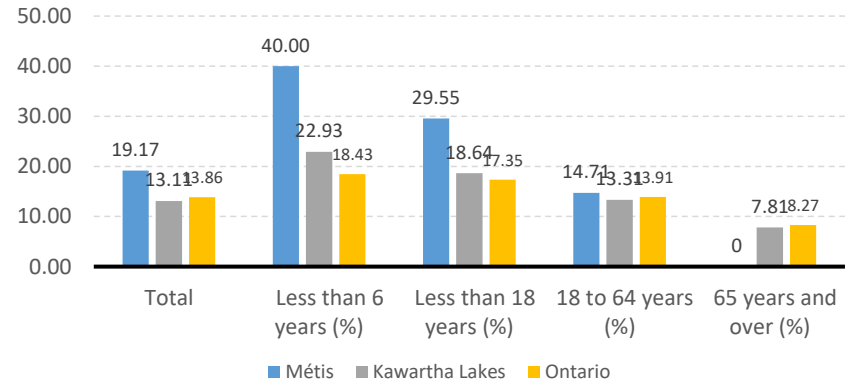
Income

After-Tax Income of Households in 2010



For Métis singles, median after-tax household income is \$51,435, and average after-tax household income is \$64,444. Métis has lower median and higher average after-tax income than Kawartha Lakes, and lower median and average after-tax income than Ontario.

Prevalence of Low Income in 2010 Based On After-Tax Low-Income Measure (%)



The prevalence of low income based on after-tax low-income measure is 19.17%.

The percentage of low income is 29.55% for people less than 18 years old, 40.00% for people less than 6 years old, 14.71% for people from 18 to 64 years old, and 0.00% for people over 65 years old.

