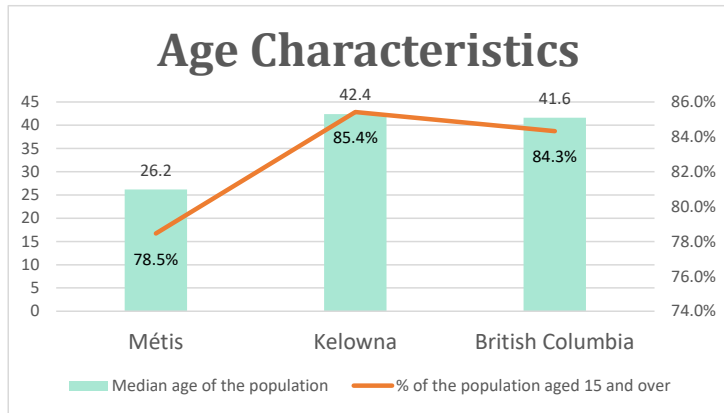


Kelowna, BC

Geo_Code: 5935010

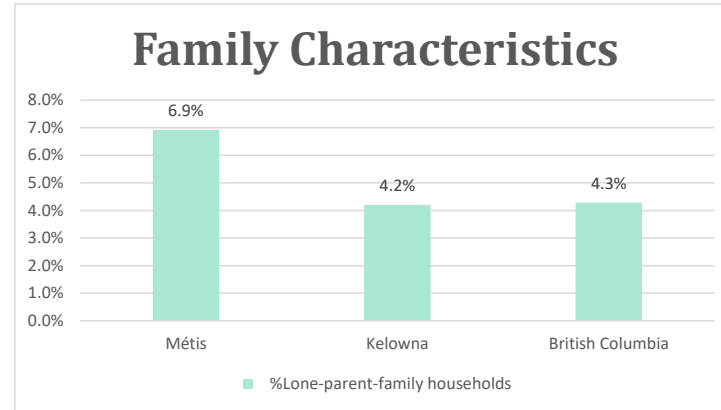
(Source: National Household survey 2011)

The total population reported with Métis single identity is 2,600 (Total Métis household is 1,540), representing 50% of Aboriginal people, accounting for 2.3% of the total population in Kelowna.



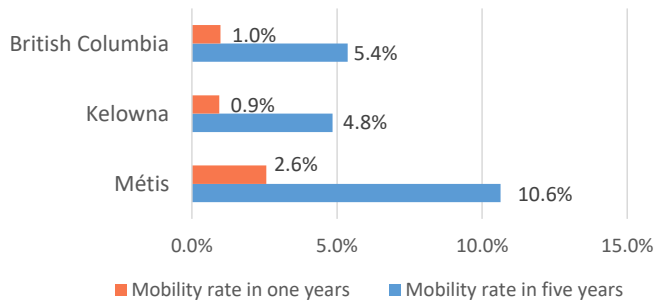
For Métis single identity population, the median age is 26.2 years old, with 78.5% of the population aged 15 and over. As for the total population, the median age is 42.4 in Kelowna and

41.6 years old in British Columbia, with 85.4% and 84.3% population aged 15 and over respectively.



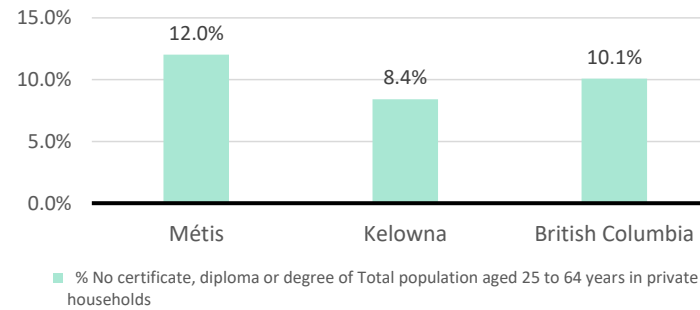
The number of Métis single lone parents household is 180, accounting for 6.9% of the total Métis single private households.

Mobility



65 Métis households moved in last year (2.6%), 250 Métis households moved in the past 5 years (10.6%).

Education



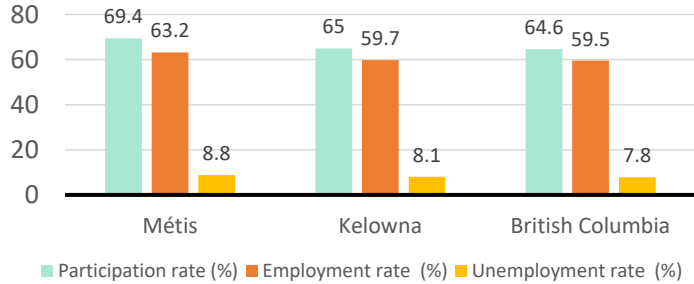
For population aged from 25 to 64 years, 12.0% Métis compared to 8.4% in Kelowna and 10.1% in British Columbia have no certificate, diploma or degree.

For Métis aged from 25 to 34, no Métis reported have no certificate, diploma or degree.

Kelowna, BC

Labor Force & Housing Statistics

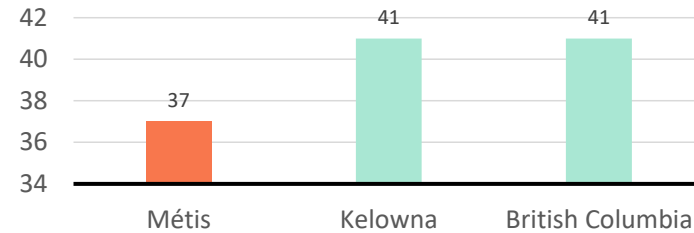
Labour Force Status



Métis participation rate is 69.4%, employment rate is 63.2%, and unemployment rate is 8.8%.

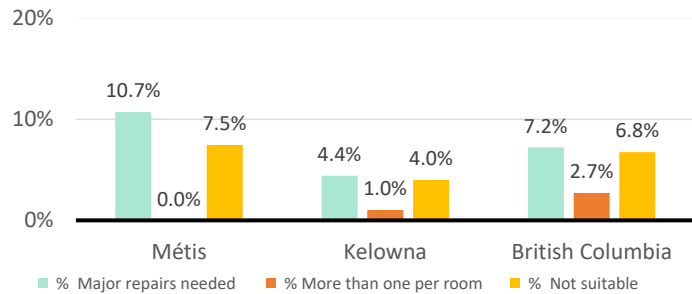
While the participation rate is higher compared with total population in Kelowna and British Columbia (65.0% and 64.6%), unemployment rate is also higher.

Average Weeks Worked in 2010



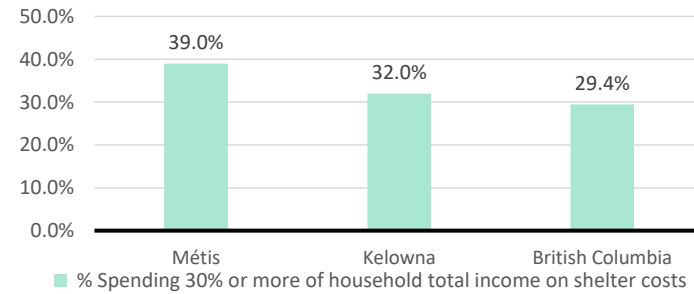
The average weeks worked in 2010 is 37.0 weeks.

Household Characteristics



There are 1540 private dwellings occupied by a Métis single household, out of which 10.7% need major repairs, no Métis household reported have more than one person per room, and 7.5% Métis household reported to be not suitable.

Shelter Costs



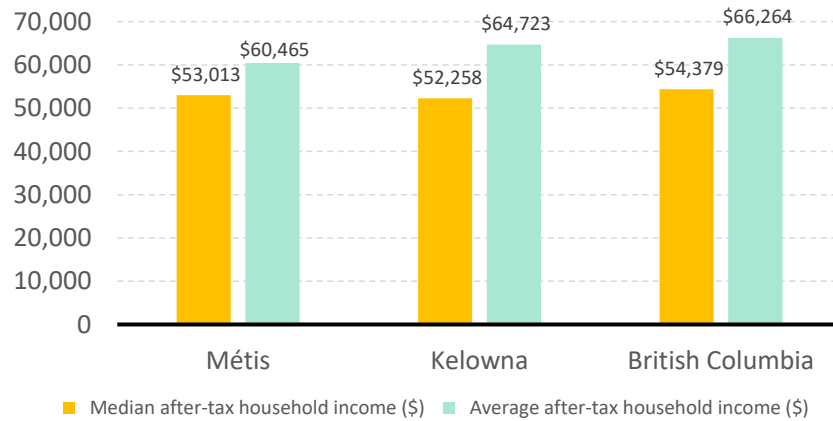
The number of Métis households spending 30% or more of household total income on shelter costs is 600, which is 39.0%

of the total private dwellings occupied by a Métis household, compared to 32.0% of the total population in Kelowna and 29.4% of the total population in British Columbia.

Kelowna, BC

Income

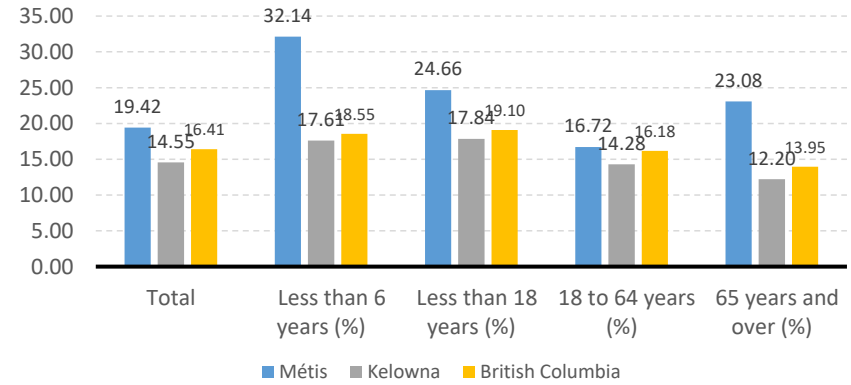
After-Tax Income of Households in 2010



For Métis singles, median after-tax household income is \$53,013, and average after-tax household income is

\$60,465. Métis has higher median and lower average after-tax income than Kelowna, and lower median and average after-tax income than British Columbia.

Prevalence of Low Income in 2010 Based On After-Tax Low-Income Measure (%)



The prevalence of low income based on after-tax low-income measure is 19.42%.

The percentage of low income is 24.66% for people less than 18 years old, 32.14% for people less than 6 years old, 16.72% for people from 18 to 64 years old, and 23.08% for people over 65 years old.