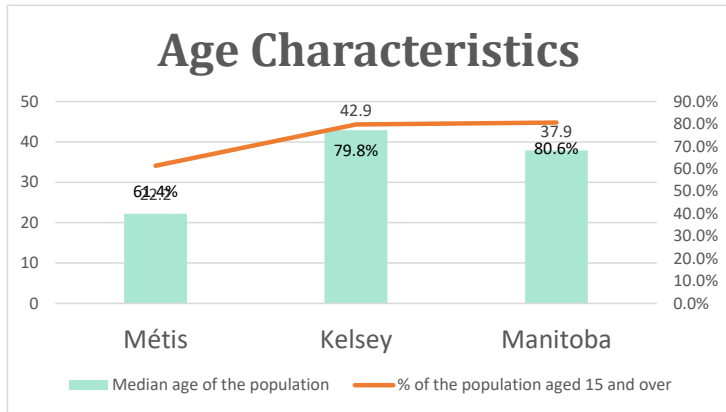


# Kelsey, MB

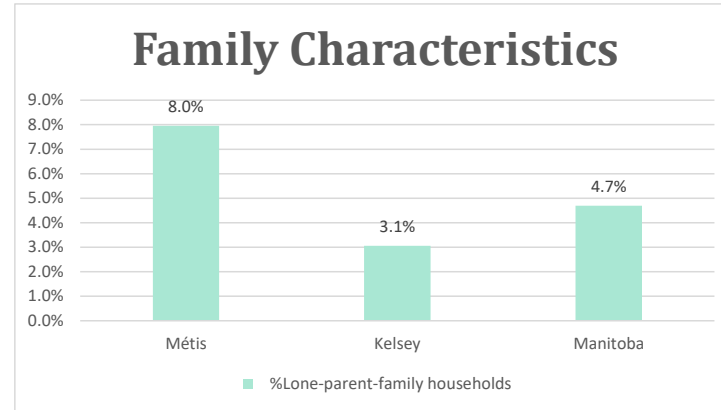
Geo\_Code: 4621052

(Source: National Household survey 2011)

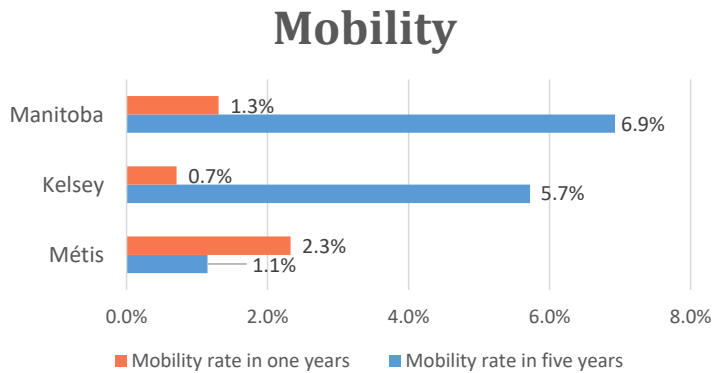
The total population reported with Métis single identity is 440 (Total Métis household is 215), representing 47% of Aboriginal people, accounting for 20.7% of the total population in Kelsey.



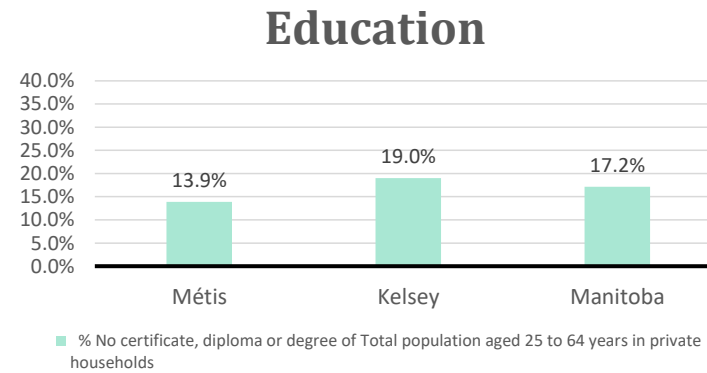
For Métis single identity population, the median age is 22.2 years old, with 61.4% of the population aged 15 and over. As for the total population, the median age is 42.9 in Kelsey and 37.9 years old in Manitoba, with 79.8% and 80.6% population aged 15 and over respectively.



The number of Métis single lone parents household is 35, accounting for 8.0% of the total Métis single private households.



10 Métis households moved in last year (2.3%), 05 Métis households moved in the past 5 years (1.1%).



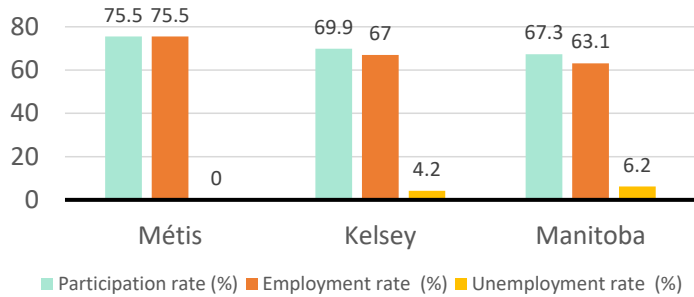
For population aged from 25 to 64 years, 13.9% Métis compared to 19.0% in Kelsey and 17.2% in Manitoba have no certificate, diploma or degree.

For Métis aged from 25 to 34, no Métis reported without certificate, diploma or degree.

# Kelsey, MB

## Labor Force & Housing Statistics

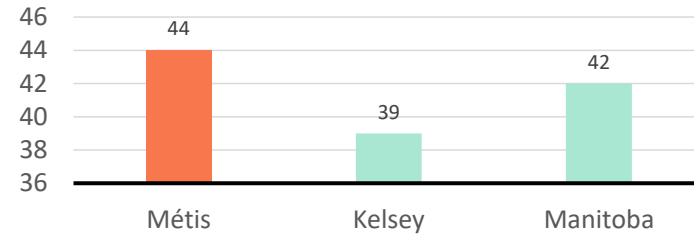
### Labour Force Status



Métis participation rate is 75.5%, employment rate is 75.5%, and unemployment rate is 0.0%.

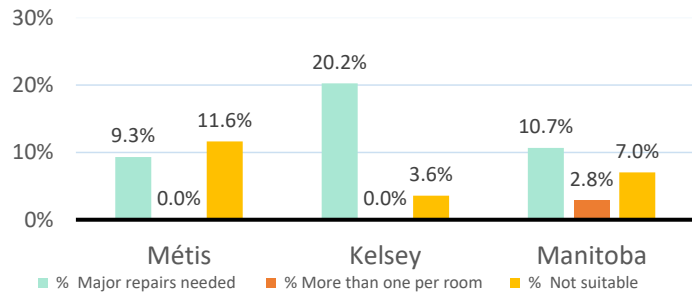
While the participation rate is higher compared with total population in Kelsey and Manitoba (69.9% and 67.3%), no Métis reported unemployment.

### Average Weeks Worked in 2010



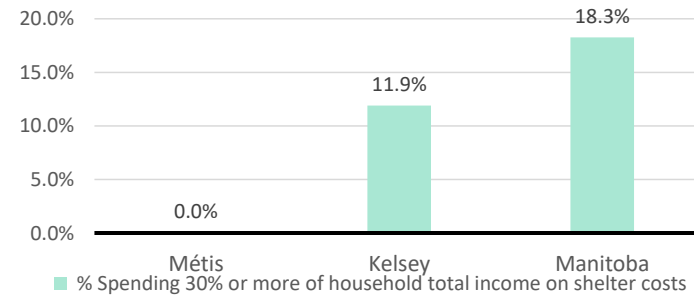
The average weeks worked in 2010 is 44.0 weeks.

### Household Characteristics



There are 215 private dwellings occupied by a Métis single household, out of which 9.3% need major repairs, no Métis household reported have more than one person per room, and 11.6% Métis household reported to be not suitable.

### Shelter Costs



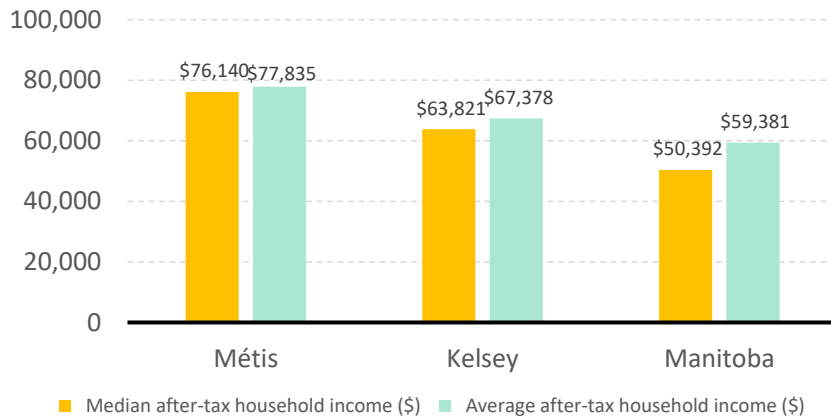
No Métis households reported spending 30% or more of household total income on shelter costs,

compared to 11.9% of the total population in Kelsey and 18.3% of the total population in Manitoba.

# Kelsey, MB

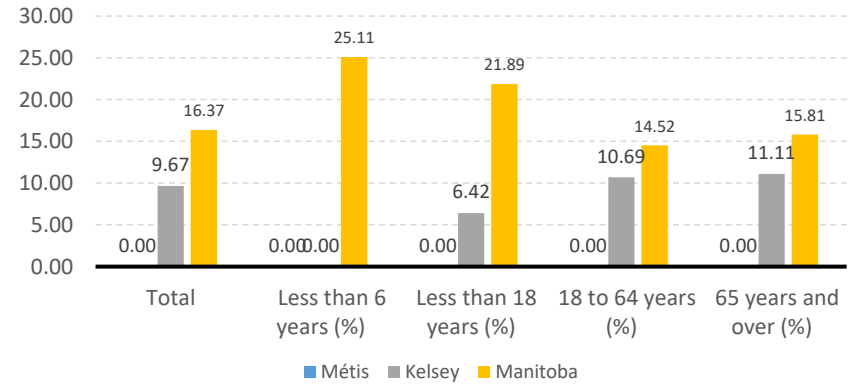
## Income

After-Tax Income of Households in 2010



For Métis singles, median after-tax household income is \$76,140, and average after-tax household income is \$77,835. Métis has higher median and average after-tax income than Kelsey and Manitoba.

Prevalence of Low Income in 2010 Based On After-Tax Low-Income Measure (%)



The prevalence of low income based on after-tax low-income measure is 0.00%.

No Métis household reported low income in Kelsey.