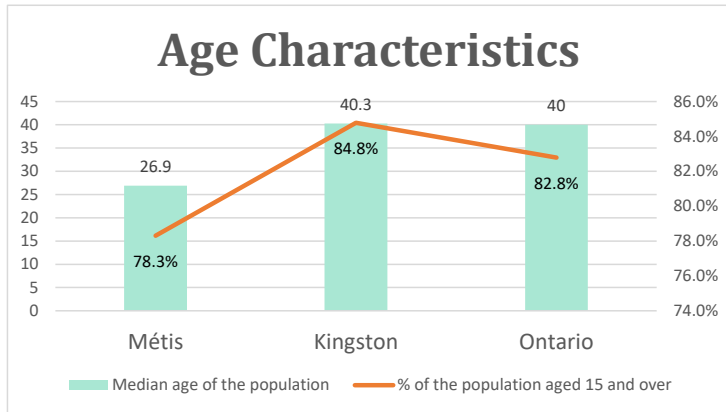


Kingston, ON

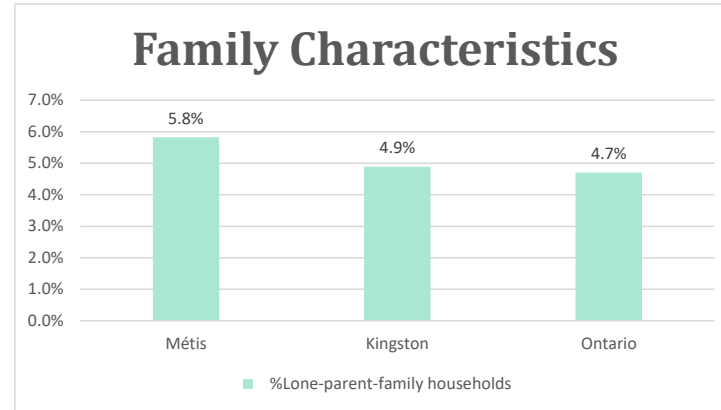
Geo_Code: 3510010

(Source: National Household survey 2011)

The total population reported with Métis single identity is 945 (Total Métis household is 530), representing 27% of Aboriginal people, accounting for 0.8% of the total population in Kingston.

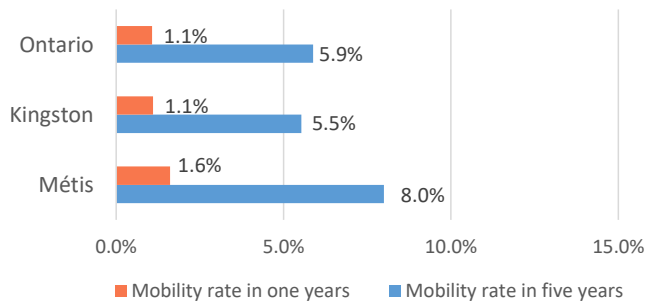


For Métis single identity population, the median age is 26.9 years old, with 78.3% of the population aged 15 and over. As for the total population, the median age is 40.3 in Kingston and 40.0 years old in Ontario, with 84.8% and 82.8% population aged 15 and over respectively.



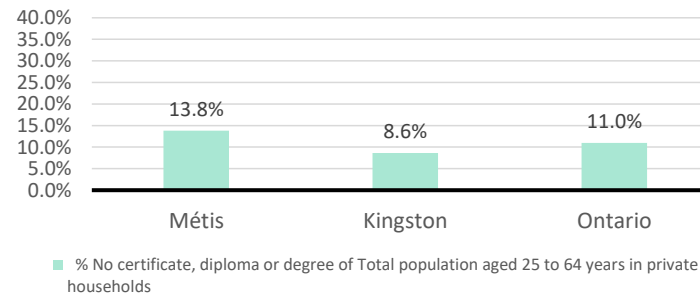
The number of Métis single lone parents household is 55, accounting for 5.8% of the total Métis single private households.

Mobility



15 Métis households moved in last year (1.6%), 70 Métis households moved in the past 5 years (8.0%).

Education



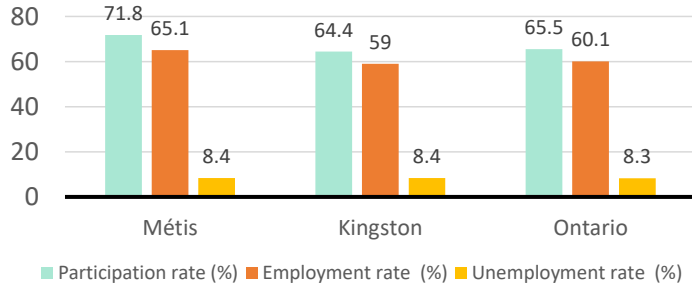
For population aged from 25 to 64 years, 13.8% Métis compared to 8.6% in Kingston and 11.0% in Ontario have no certificate, diploma or degree.

For Métis aged from 25 to 34, 17.6% Métis reported to have no certificate, diploma or degree.

Kingston, ON

Labor Force & Housing Statistics

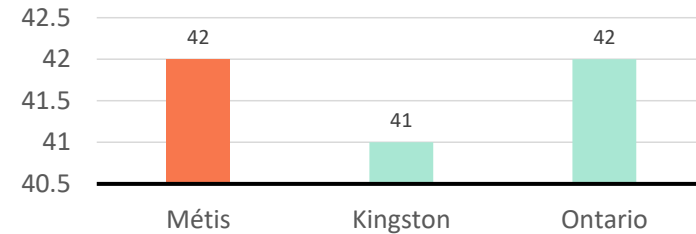
Labour Force Status



Métis participation rate is 71.8%, employment rate is 65.1%, and unemployment rate is 8.4%.

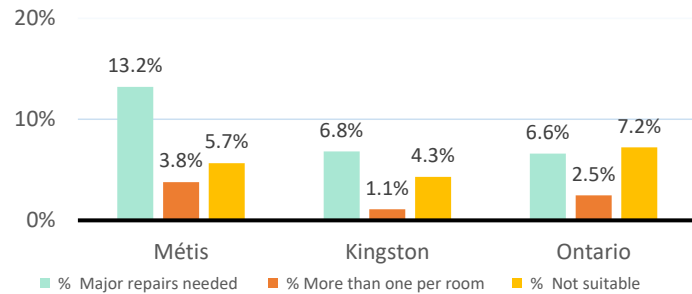
While the participation rate is higher compared with total population in Kingston and Ontario (64.4% and 65.5%), unemployment rate is around the same.

Average Weeks Worked in 2010



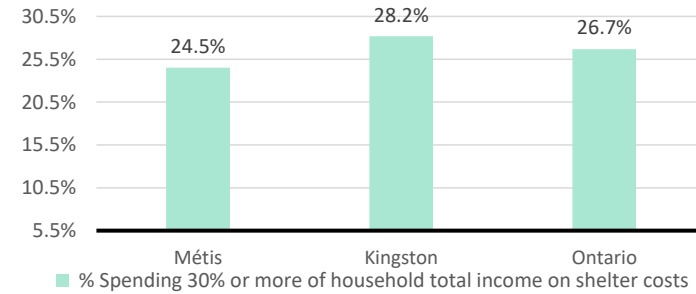
The average weeks worked in 2010 is 42.0 weeks.

Household Characteristics



There are 530 private dwellings occupied by a Métis single household, out of which 13.2% need major repairs, 3.8% have more than one person per room, and 5.7% Métis household reported to be not suitable.

Shelter Costs



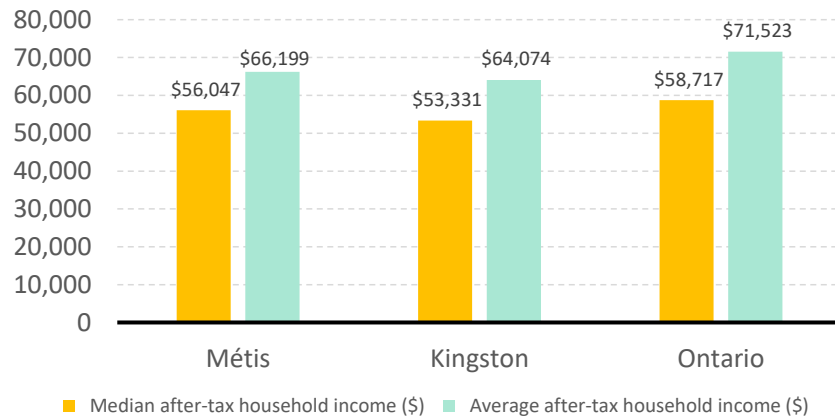
The number of Métis households spending 30% or more of household total income on shelter costs is 130, which is 24.5%

of the total private dwellings occupied by an Métis household, compared to 28.2% of the total population in Kingston and 26.7% of the total population in Ontario.

Kingston, ON

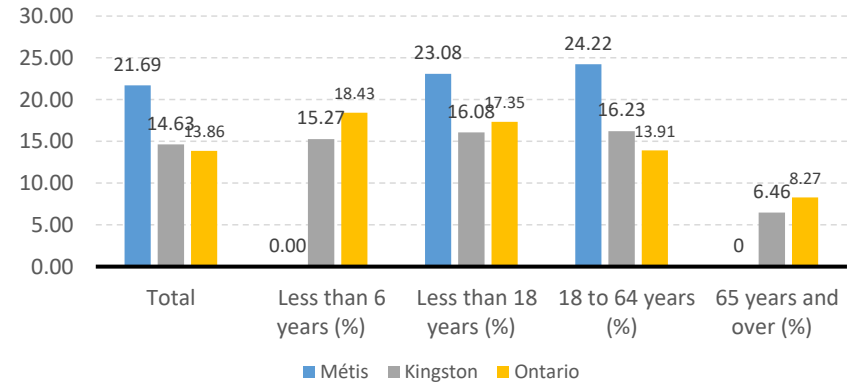
Income

After-Tax Income of Households in 2010



For Métis singles, median after-tax household income is \$56,047, and average after-tax household income is \$66,199. Métis has higher median and average after-tax income than Kingston, and lower median and average after-tax income than Ontario.

Prevalence of Low Income in 2010 Based On After-Tax Low-Income Measure (%)



The prevalence of low income based on after-tax low-income measure is 21.69%.

The percentage of low income is 23.08% for people less than 18 years old, 0.00% for people less than 6 years old, 24.22% for people from 18 to 64 years old, and 0.00% for people over 65 years old.