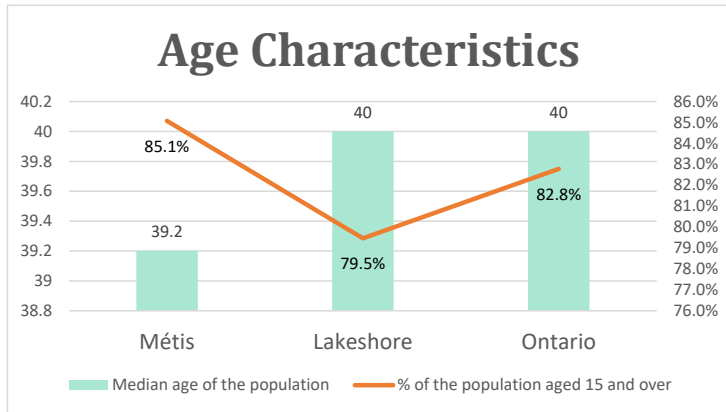


Lakeshore, ON

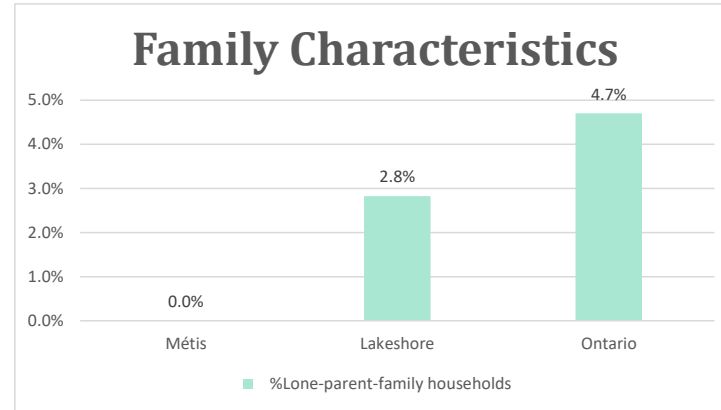
Geo_Code: 3537064

(Source: National Household survey 2011)

The total population reported with Métis single identity is 335 (Total Métis household is 200), representing 54% of Aboriginal people, accounting for 1.0% of the total population in Lakeshore.

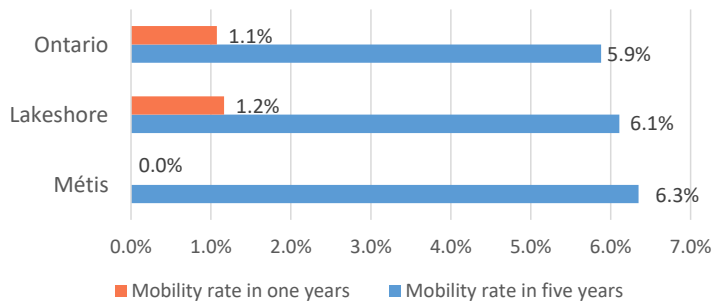


For Métis single identity population, the median age is 39.2 years old, with 85.1% of the population aged 15 and over. As for the total population, the median age is 40.0 in Lakeshore and 40.0 years old in Ontario, with 79.5% and 82.8% population aged 15 and over respectively.



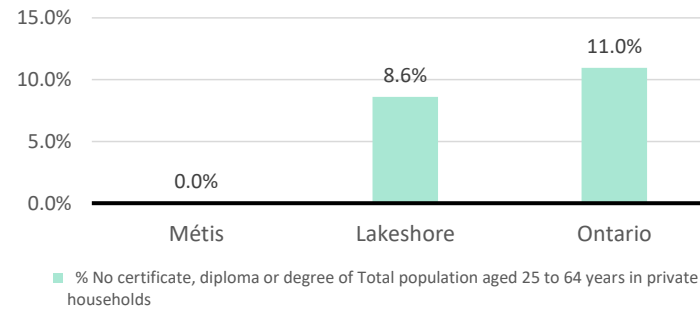
No Métis single lone parents household reported to the survey.

Mobility



No Métis households reported moving in for the last year. 20 Métis households moved in the past 5 years (6.3%).

Education



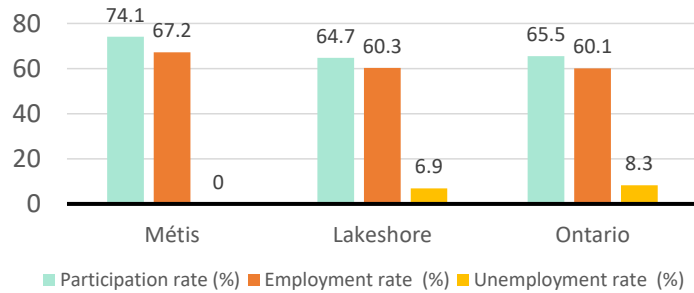
For population aged from 25 to 64 years, no Métis reported have no certificate, diploma or degree.

For Métis aged from 25 to 34, no Métis reported have no certificate, diploma or degree.

Lakeshore, ON

Labor Force & Housing Statistics

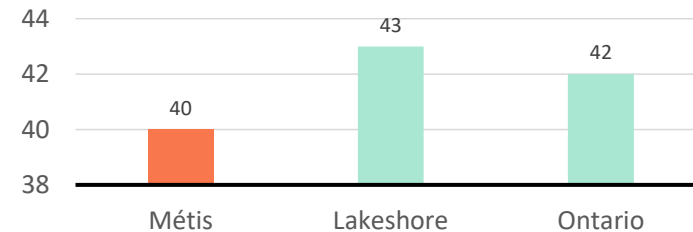
Labour Force Status



Métis participation rate is 74.1%, employment rate is 67.2%, and unemployment rate is 0.0%.

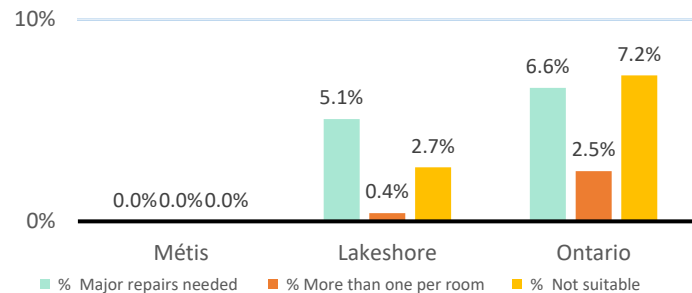
While the participation rate is higher compared with total population in Lakeshore and Ontario (64.7% and 65.5%), no Métis reported unemployment.

Average Weeks Worked in 2010



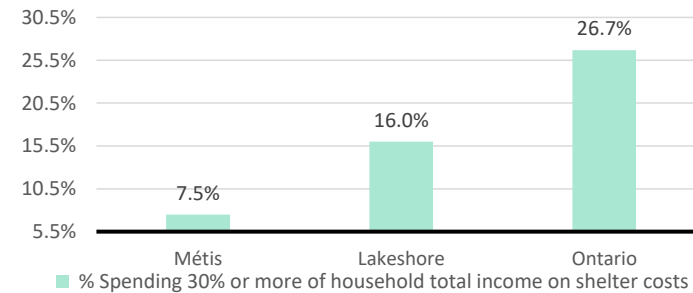
The average weeks worked in 2010 is 40.0 weeks.

Household Characteristics



There are 200 private dwellings occupied by a Métis single household, out of which no Métis single household reported need major repairs, have more than one person per room, or not suitable.

Shelter Costs



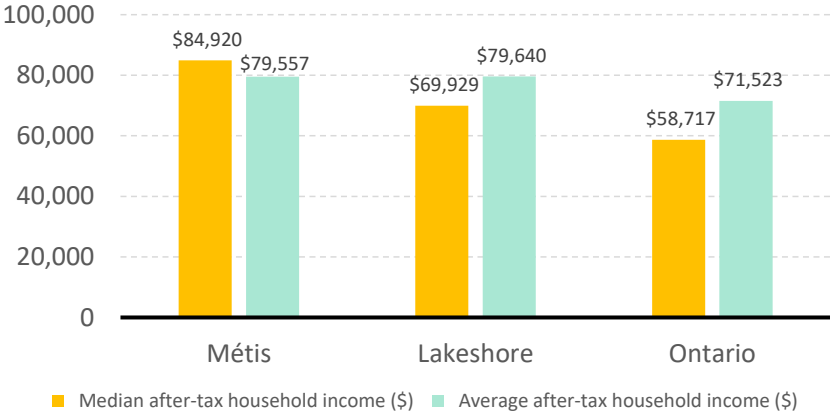
The number of Métis households of the total private dwellings occupied by a Métis household, compared to 15, which is 7.5%

of the total private dwellings occupied by an Métis household, compared to 16.0% of the total population in Lakeshore and 26.7% of the total population in Ontario.

Lakeshore, ON

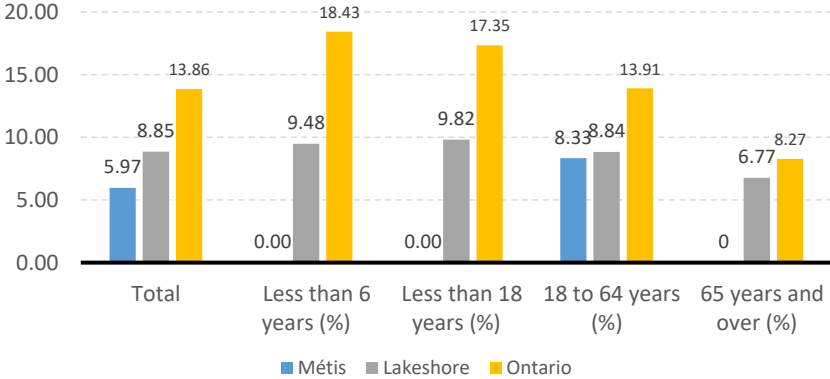
Income

After-Tax Income of Households in 2010



For Métis singles, median after-tax household income is \$84,920, and average after-tax household income is \$79,557. Métis has higher median and lower average after-tax income than Lakeshore, and higher median and average after-tax income than Ontario.

Prevalence of Low Income in 2010 Based On After-Tax Low-Income Measure (%)



The prevalence of low income based on after-tax low-income measure is 5.97%.

The percentage of low income is 8.33% for people from 18 to 64 years old, and no Métis household reported low income in other age groups.