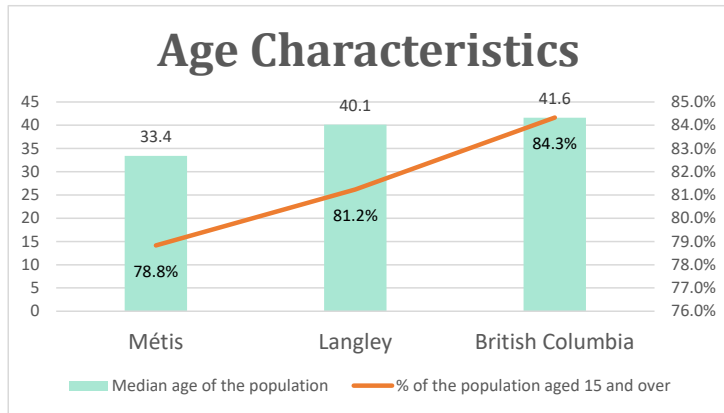


# Langley, BC

Geo\_Code: 5915001

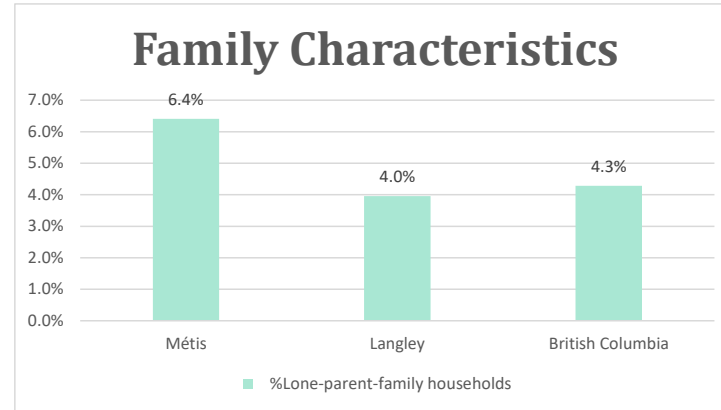
(Source: National Household survey 2011)

The total population reported with Métis single identity is 1,795 (Total Métis household is 975), representing 51% of Aboriginal people, accounting for 1.7% of the total population in Langley.



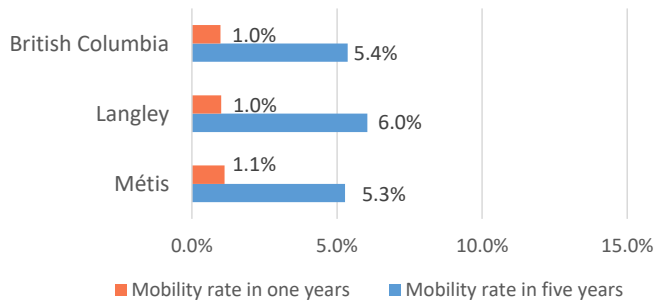
For Métis single identity population, the median age is 33.4 years old, with 78.8% of the population aged 15 and over. As for the total population, the median age is 40.1 in Langley and

41.6 years old in British Columbia, with 81.2% and 84.3% population aged 15 and over respectively.



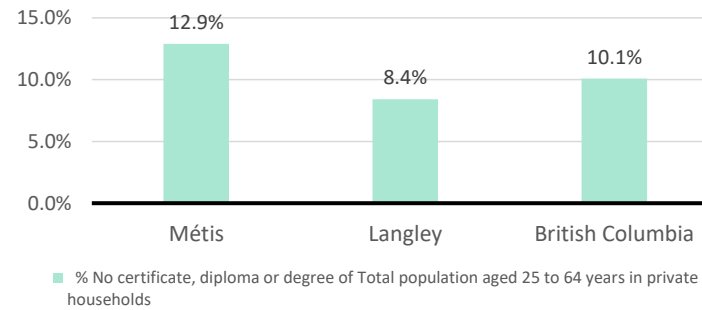
The number of Métis single lone parents household is 115, accounting for 6.4% of the total Métis single private households.

## Mobility



20 Métis households moved in last year (1.1%), 90 Métis households moved in the past 5 years (5.3%).

## Education



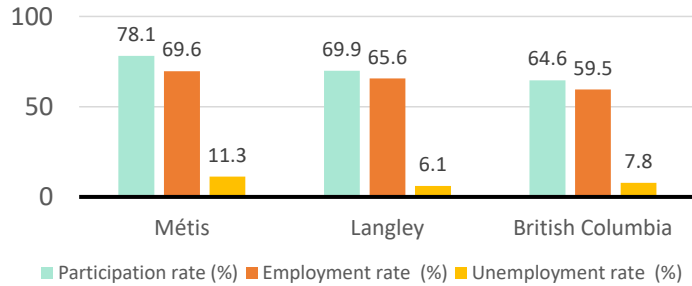
For population aged from 25 to 64 years, 12.9% Métis compared to 8.4% in Langley and 10.1% in British Columbia have no certificate, diploma or degree.

For Métis aged from 25 to 34, no Métis reported have no certificate, diploma or degree.

# Langley, BC

## Labor Force & Housing Statistics

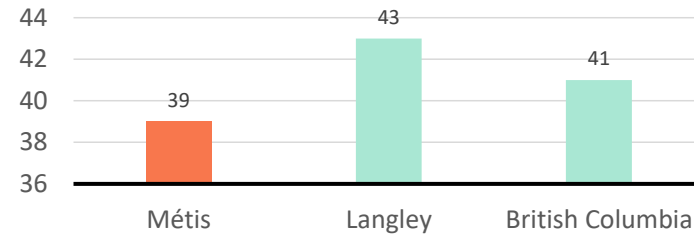
### Labour Force Status



Métis participation rate is 78.1%, employment rate is 69.6%, and unemployment rate is 11.3%.

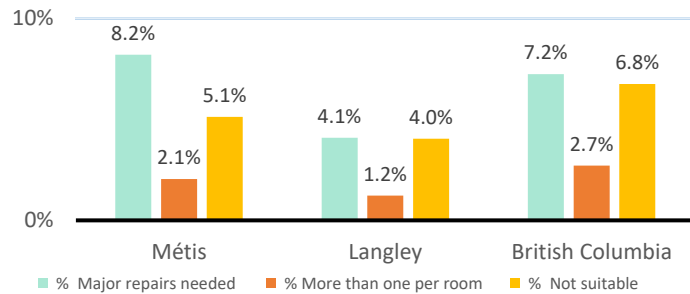
While the participation rate is higher compared with total population in Langley and British Columbia (69.9% and 64.6%), unemployment rate is also higher.

### Average Weeks Worked in 2010



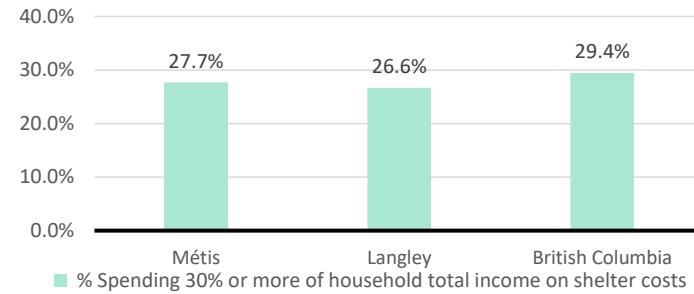
The average weeks worked in 2010 is 39.0 weeks.

### Household Characteristics



There are 975 private dwellings occupied by a Métis single household, out of which 8.2% need major repairs, 2.1% have more than one person per room, and 5.1% Métis household reported to be not suitable.

### Shelter Costs



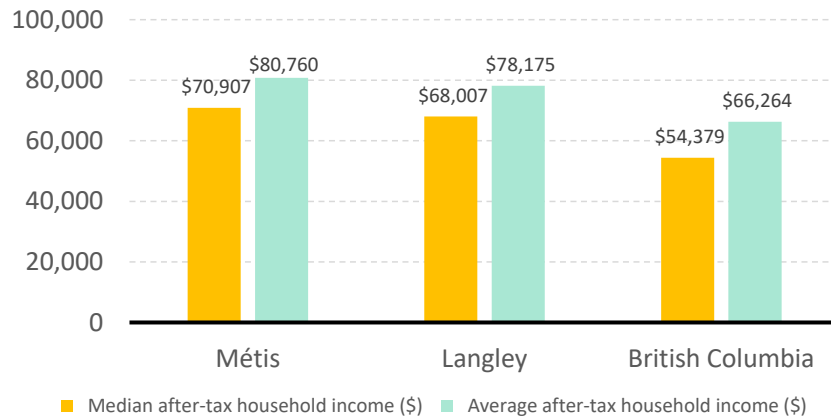
The number of Métis households spending 30% or more of household total income on shelter costs is 270, which is 27.7%

of the total private dwellings occupied by a Métis household, compared to 26.6% of the total population in Langley and 29.4% of the total population in British Columbia.

# Langley, BC

## Income

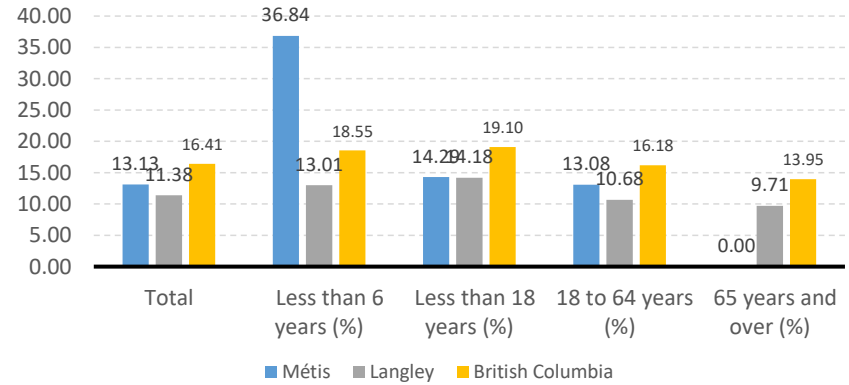
After-Tax Income of Households in 2010



For Métis singles, median after-tax household income is \$70,907, and average after-tax household income is

\$80,760. Métis has higher median and average after-tax income than Langley and British Columbia.

Prevalence of Low Income in 2010 Based On After-Tax Low-Income Measure (%)



The prevalence of low income based on after-tax low-income measure is 13.13%.

The percentage of low income is 14.29% for people less than 18 years old, 36.84% for people less than 6 years old, 13.08% for people from 18 to 64 years old, and 0.00% for people over 65 years old.