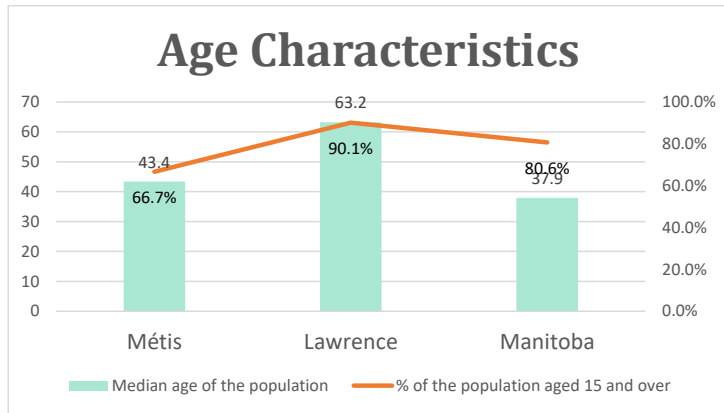


Lawrence, MB

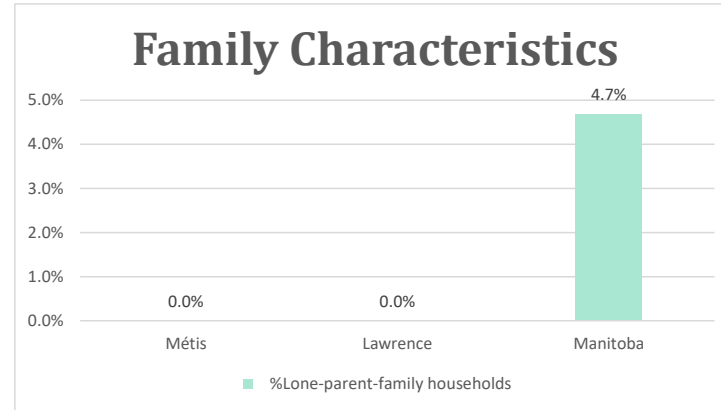
Geo_Code: 4617076

(Source: National Household survey 2011)

The total population reported with Métis single identity is 75 (Total Métis household is 45), representing 68% of Aboriginal people, accounting for 16.5% of the total population in Lawrence.

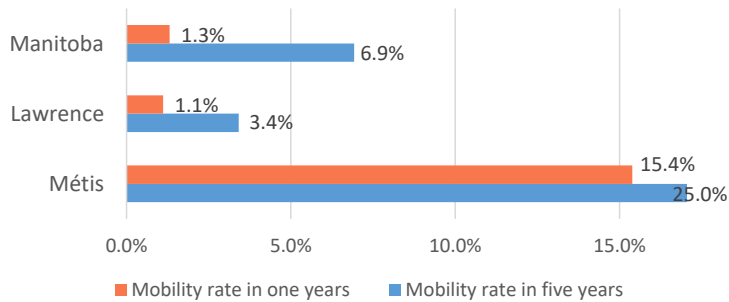


For Métis single identity population, the median age is 43.4 years old, with 66.7% of the population aged 15 and over. As for the total population, the median age is 63.2 in Lawrence and 37.9 years old in Manitoba, with 90.1% and 80.6% population aged 15 and over respectively.



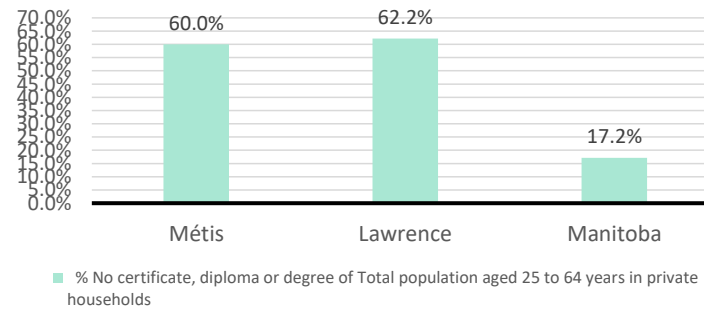
No Métis single lone parents household reported to the survey.

Mobility



10 Métis households moved in last year (15.4%), 15 Métis households moved in the past 5 years (25.0%).

Education



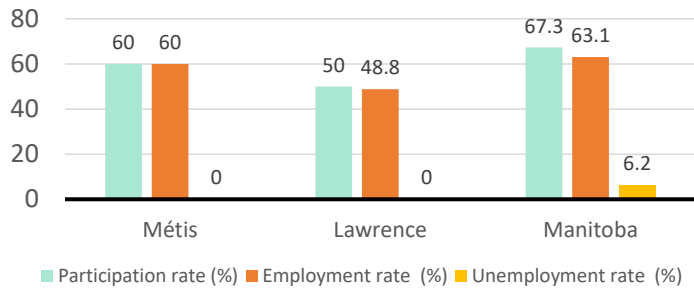
For population aged from 25 to 64 years, 60.0% Métis compared to 62.2% in Lawrence and 17.2% in Manitoba have no certificate, diploma or degree.

For Métis aged from 25 to 34, no Métis reported have no certificate, diploma or degree.

Lawrence, MB

Labor Force & Housing Statistics

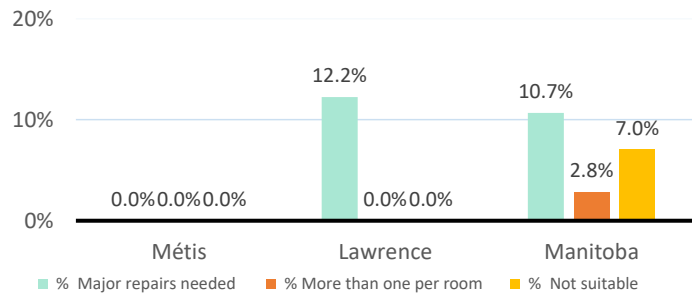
Labour Force Status



Métis participation rate is 60.0%, employment rate is 60.0%, and unemployment rate is 0.0%.

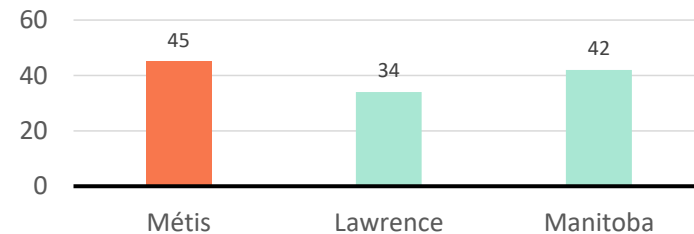
While the participation rate is higher compared with total population in Lawrence and lower than Manitoba (50.0% and 67.3%), no Métis reported unemployment.

Household Characteristics



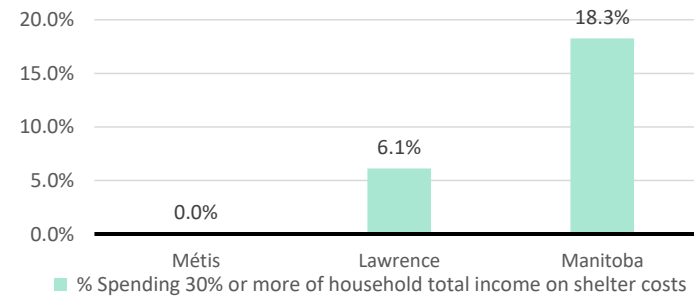
There are 45 private dwellings occupied by a Métis single household, out of which no Métis single household reported need major repairs, have more than one person per room, or not suitable.

Average Weeks Worked in 2010



The average weeks worked in 2010 is 45.0 weeks.

Shelter Costs



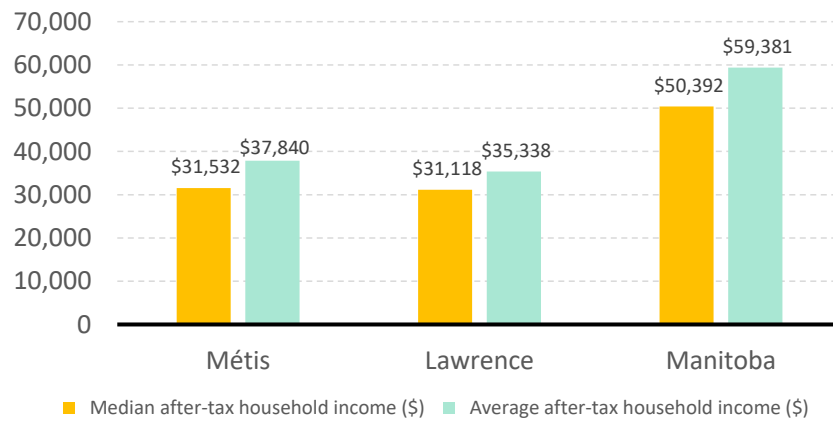
No Métis households reported spending 30% or more of household total income on shelter costs,

compared to 6.1% of the total population in Lawrence and 18.3% of the total population in Manitoba.

Lawrence, MB

Income

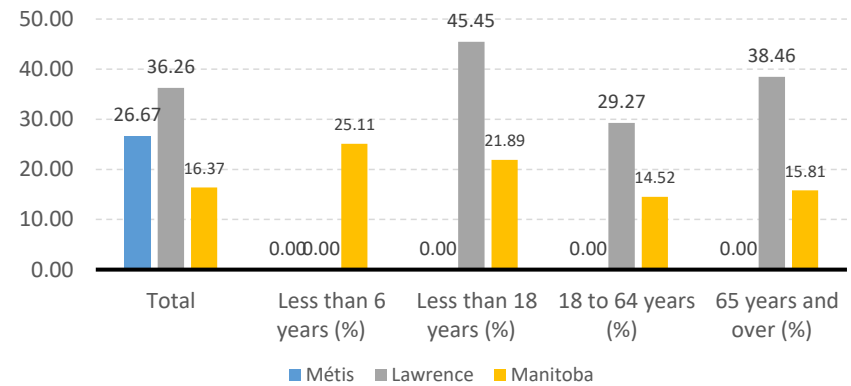
After-Tax Income of Households in 2010



For Métis singles, median after-tax household income is \$31,532, and average after-tax household income is

\$37,840. Métis has higher median and average after-tax income than Lawrence, and lower median and average after-tax income than Manitoba.

Prevalence of Low Income in 2010 Based On After-Tax Low-Income Measure (%)



The prevalence of low income based on after-tax low-income measure is 26.67%.

No Métis household reported low income in Lawrence.