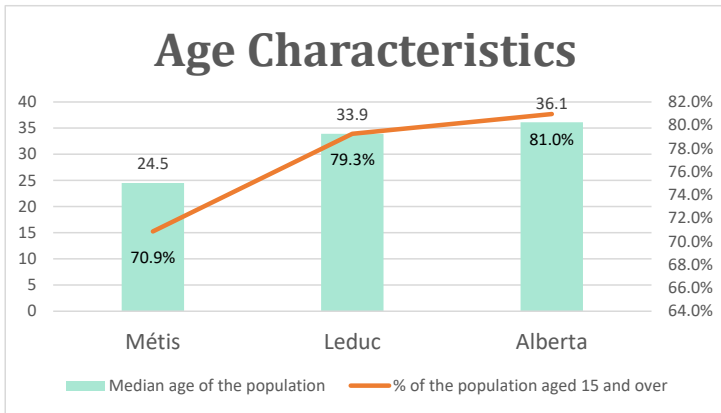


# Leduc, AB

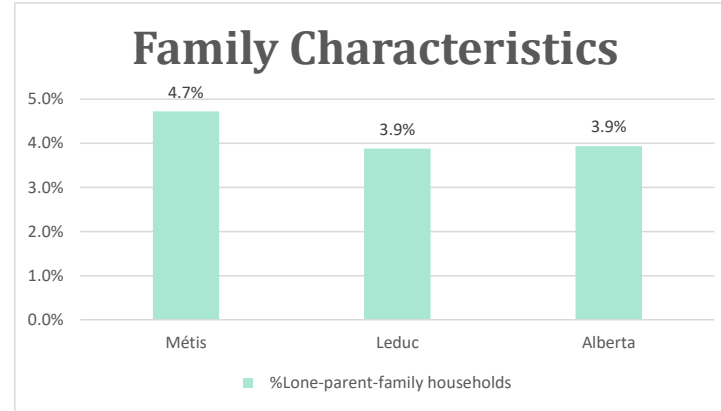
Geo\_Code: 4811016

(Source: National Household survey 2011)

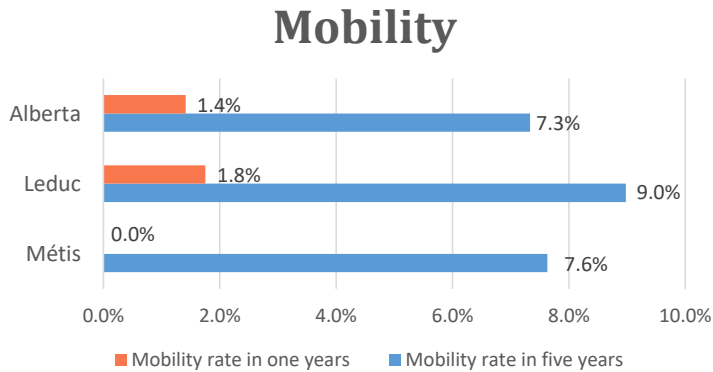
The total population reported with Métis single identity is 635 (Total Métis household is 365), representing 56% of Aboriginal people, accounting for 2.6% of the total population in Leduc.



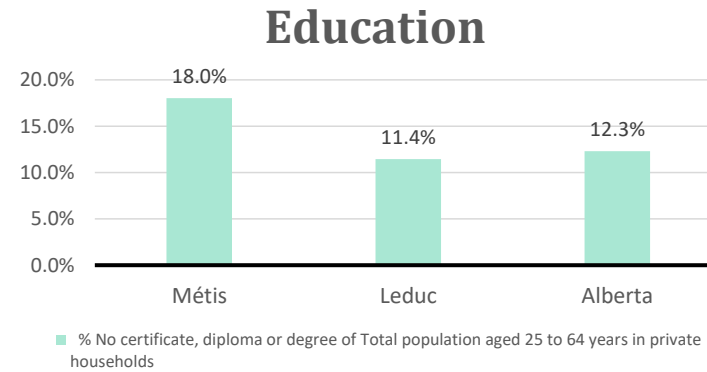
For Métis single identity population, the median age is 24.5 years old, with 70.9% of the population aged 15 and over. As for the total population, the median age is 33.9 in Leduc and 36.1 years old in Alberta, with 79.3% and 81.0% population aged 15 and over respectively.



The number of Métis single lone parents household is 30, accounting for 4.7% of the total Métis single private households.



No Métis households reported moving in for the last year. 45 Métis households moved in the past 5 years (7.6%).



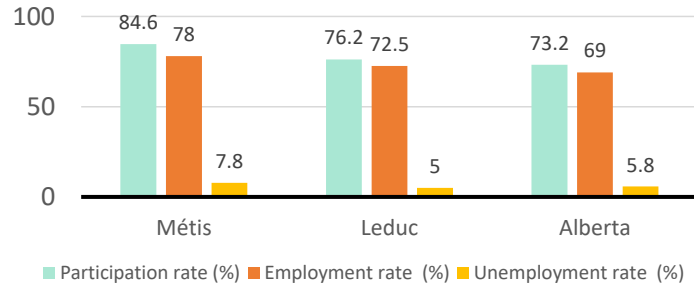
For population aged from 25 to 64 years, 18.0% Métis compared to 11.4% in Leduc and 12.3% in Alberta have no certificate, diploma or degree.

For Métis aged from 25 to 34, no Métis reported have no certificate, diploma or degree.

# Leduc, AB

## Labor Force & Housing Statistics

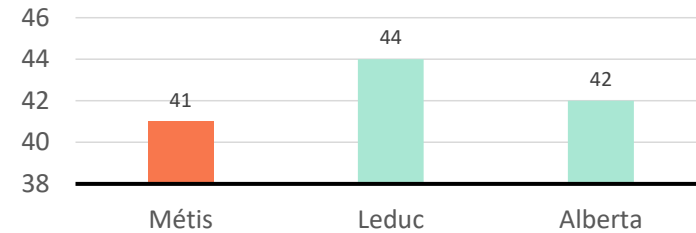
### Labour Force Status



Métis participation rate is 84.6%, employment rate is 78.0%, and unemployment rate is 7.8%.

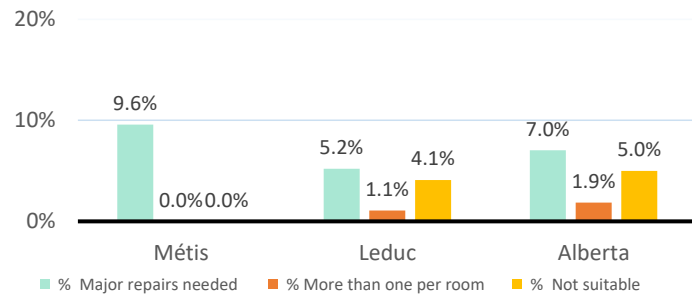
While the participation rate is higher compared with total population in Leduc and Alberta (76.2% and 73.2%), unemployment rate is also higher.

### Average Weeks Worked in 2010



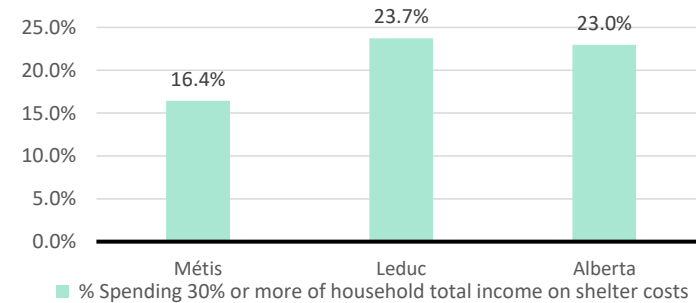
The average weeks worked in 2010 is 41.0 weeks.

### Household Characteristics



There are 365 private dwellings occupied by a Métis single household, out of which 9.6% need major repairs, no Métis household reported have more than one person per room, and no Métis household reported to be not suitable.

### Shelter Costs



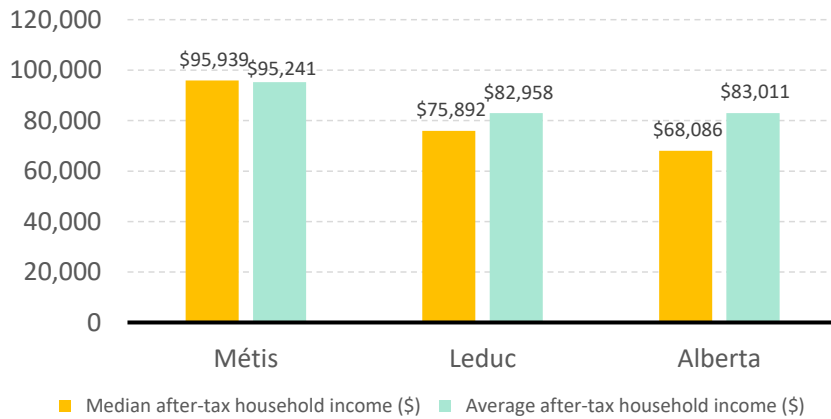
The number of Métis households spending 30% or more of household total income on shelter costs is 60, which is 16.4%

of the total private dwellings occupied by a Métis household, compared to 23.7% of the total population in Leduc and 23.0% of the total population in Alberta.

# Leduc, AB

## Income

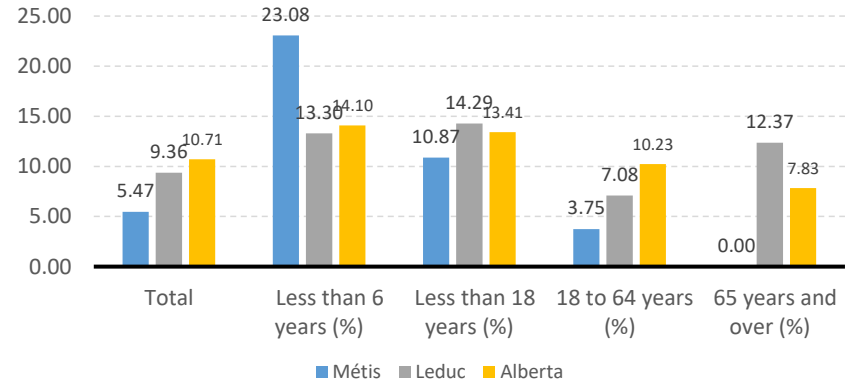
After-Tax Income of Households in 2010



For Métis singles, median after-tax household income is \$95,939, and average after-tax household income is

\$95,241. Métis has higher median and average after-tax income than Leduc and Alberta.

Prevalence of Low Income in 2010 Based On After-Tax Low-Income Measure (%)



The prevalence of low income based on after-tax low-income measure is 5.47%.

The percentage of low income is 10.87% for people less than 18 years old, 23.08% for people less than 6 years old, 3.75% for people from 18 to 64 years old, and 0.00% for people over 65 years old.