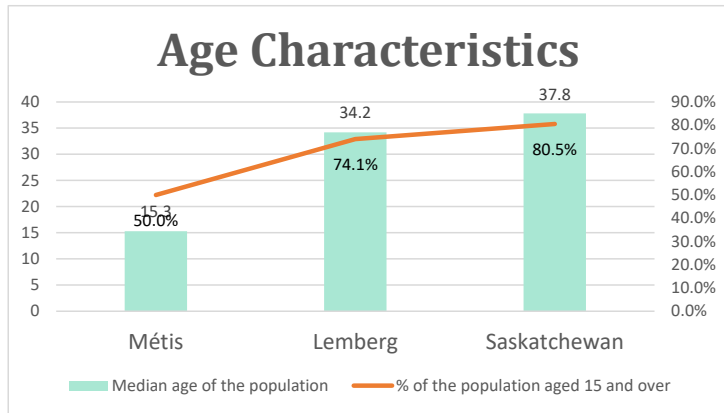


# Lemberg, SK

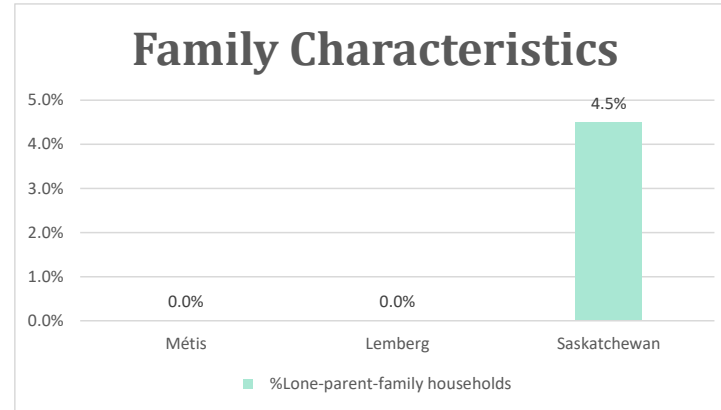
Geo\_Code: 4705066

(Source: National Household survey 2011)

The total population reported with Métis single identity is 70 (Total Métis household is 00), representing 100% of Aboriginal people, accounting for 25.9% of the total population in Lemberg.

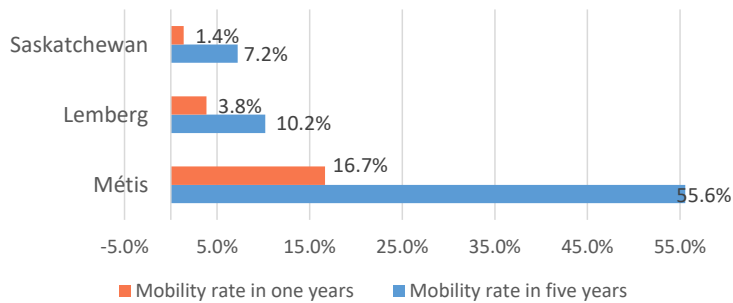


For Métis single identity population, the median age is 15.3 years old, with 50.0% of the population aged 15 and over. As for the total population, the median age is 34.2 in Lemberg and 37.8 years old in Saskatchewan, with 74.1% and 80.5% population aged 15 and over respectively.



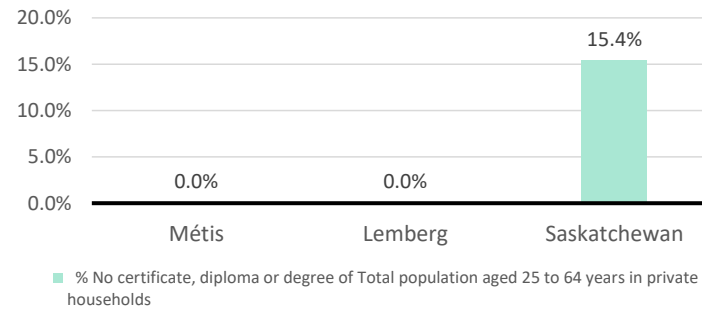
No Métis single lone parents household reported to the survey.

## Mobility



10 Métis households moved in last year (16.7%), 25 Métis households moved in the past 5 years (55.6%).

## Education



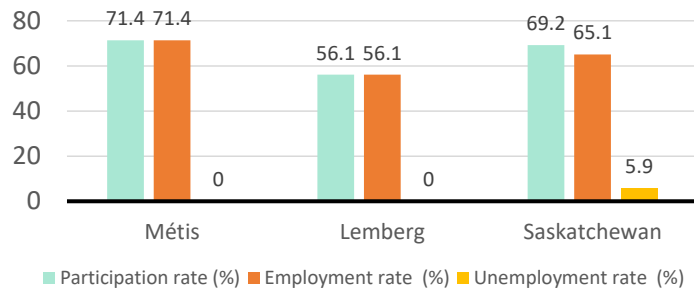
For population aged from 25 to 64 years, no Métis reported have no certificate, diploma or degree.

For Métis aged from 25 to 34, no Métis reported have no certificate, diploma or degree.

# Lemberg, SK

## Labor Force & Housing Statistics

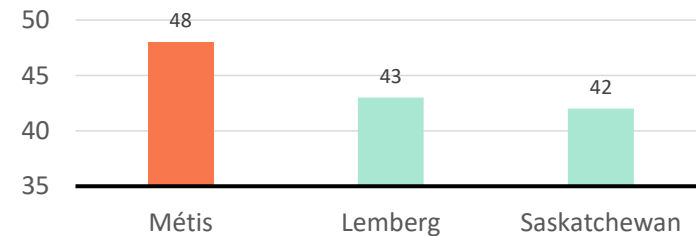
### Labour Force Status



Métis participation rate is 71.4%, employment rate is 71.4%, and unemployment rate is 0.0%.

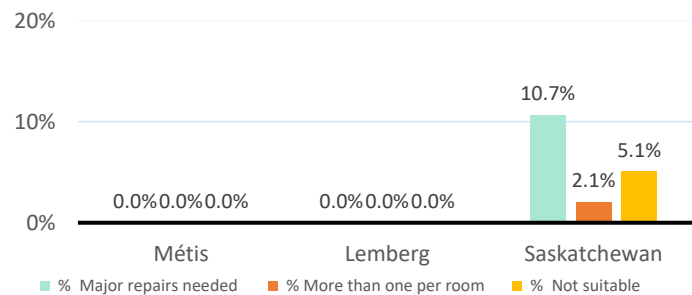
While the participation rate is higher compared with total population in Lemberg and Saskatchewan (56.1% and 69.2%), no Métis reported unemployment.

### Average Weeks Worked in 2010



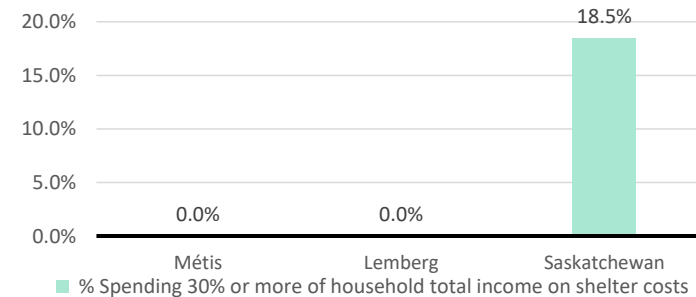
The average weeks worked in 2010 is 48.0 weeks.

### Household Characteristics



There are 0 private dwellings occupied by a Métis single household, out of which no Métis single household reported need major repairs, have more than one person per room, or not suitable.

### Shelter Costs

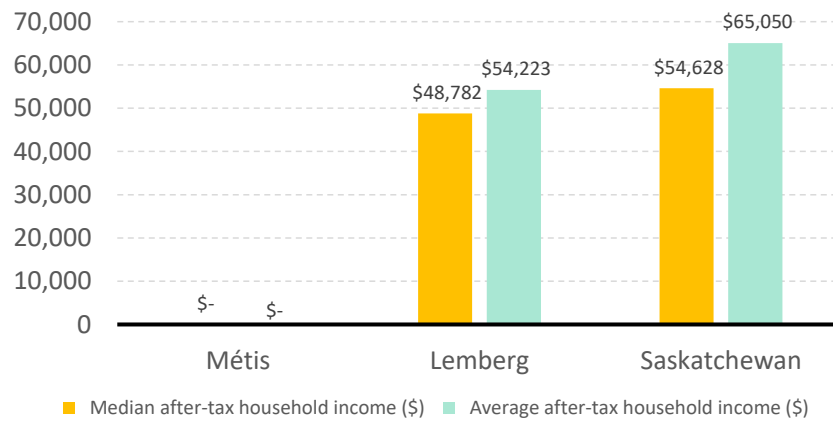


No Métis participated in the survey.

# Lemberg, SK

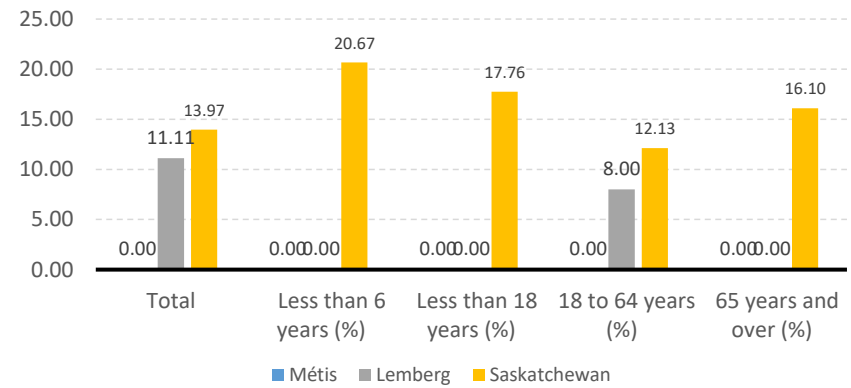
## Income

**After-Tax Income of Households in 2010**



No Métis participated in the survey.

**Prevalence of Low Income in 2010 Based On After-Tax Low-Income Measure (%)**



No Métis participated in the survey.