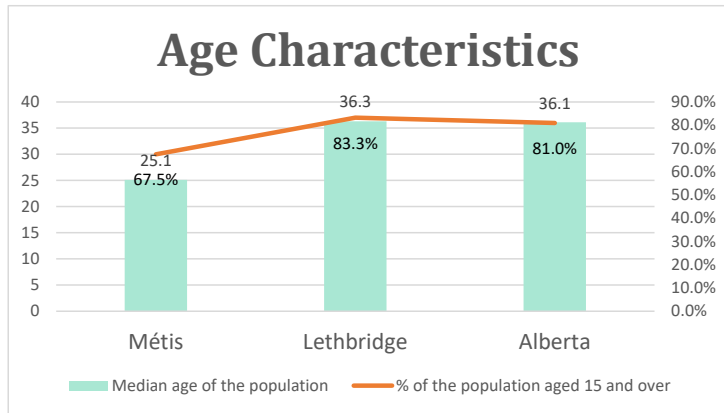


Lethbridge, AB

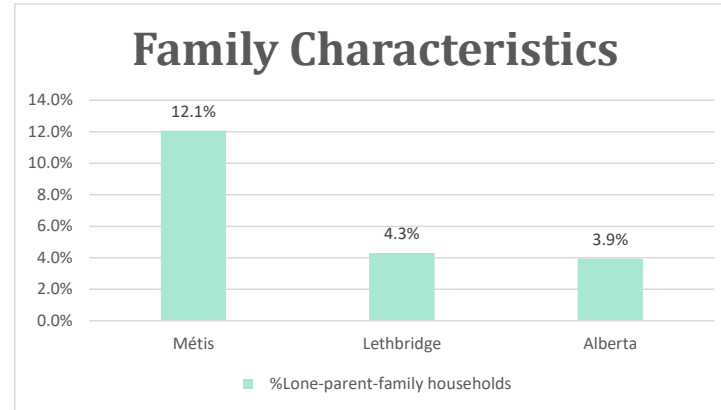
Geo_Code: 4802012

(Source: National Household survey 2011)

The total population reported with Métis single identity is 1,615 (Total Métis household is 880), representing 43% of Aboriginal people, accounting for 2.0% of the total population in Lethbridge.

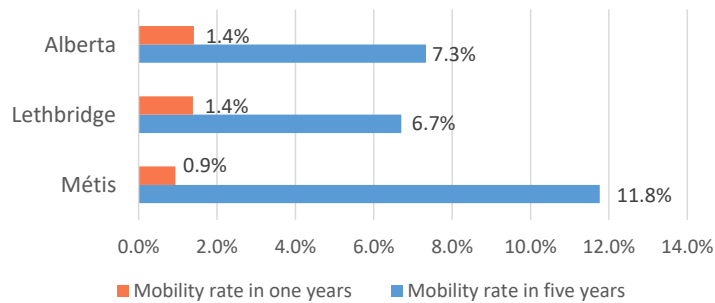


For Métis single identity population, the median age is 25.1 years old, with 67.5% of the population aged 15 and over. As for the total population, the median age is 36.3 in Lethbridge and 36.1 years old in Alberta, with 83.3% and 81.0% population aged 15 and over respectively.



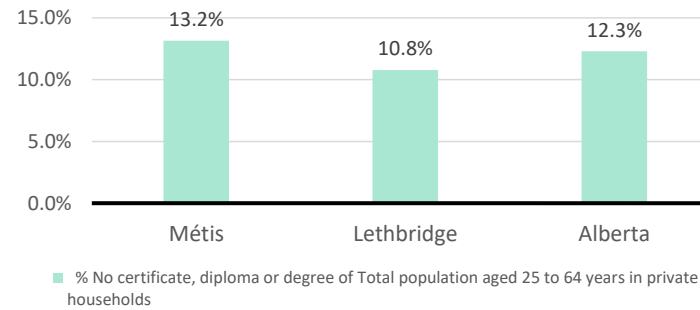
The number of Métis single lone parents household is 195, accounting for 12.1% of the total Métis single private households.

Mobility



15 Métis households moved in last year (0.9%), 170 Métis households moved in the past 5 years (11.8%).

Education



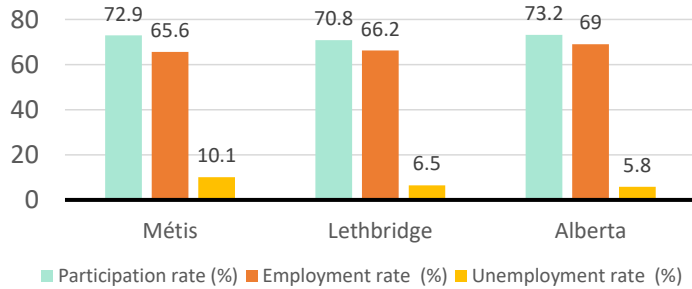
For population aged from 25 to 64 years, 13.2% Métis compared to 10.8% in Lethbridge and 12.3% in Alberta have no certificate, diploma or degree.

For Métis aged from 25 to 34, 6.3% Métis reported to have no certificate, diploma or degree.

Lethbridge, AB

Labor Force & Housing Statistics

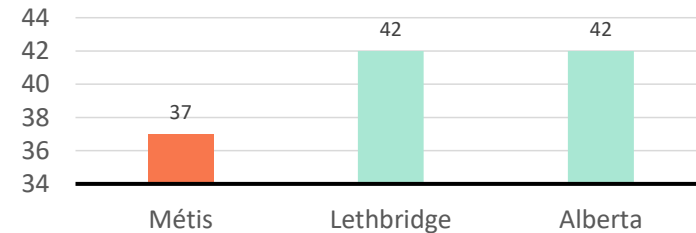
Labour Force Status



Métis participation rate is 72.9%, employment rate is 65.6%, and unemployment rate is 10.1%.

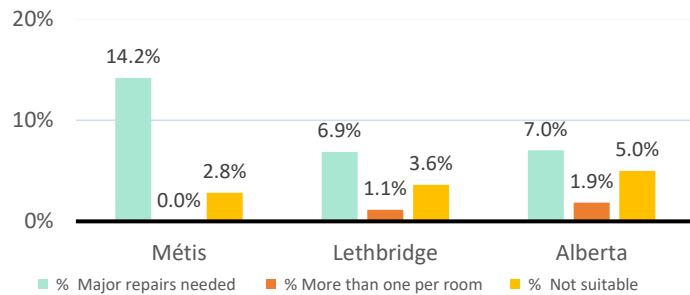
While the participation rate is higher compared with total population in Lethbridge and lower than Alberta (70.8% and 73.2%), unemployment rate is higher.

Average Weeks Worked in 2010



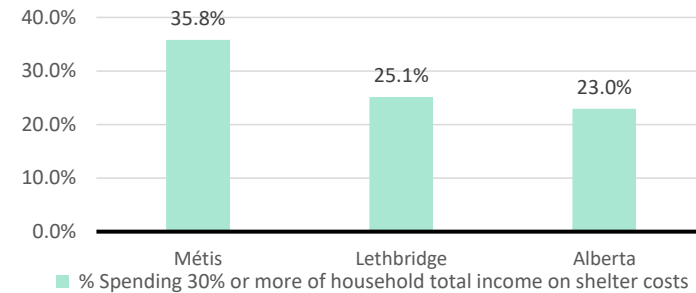
The average weeks worked in 2010 is 37.0 weeks.

Household Characteristics



There are 880 private dwellings occupied by a Métis single household, out of which 14.2% need major repairs, no Métis household reported have more than one person per room, and 2.8% Métis household reported to be not suitable.

Shelter Costs



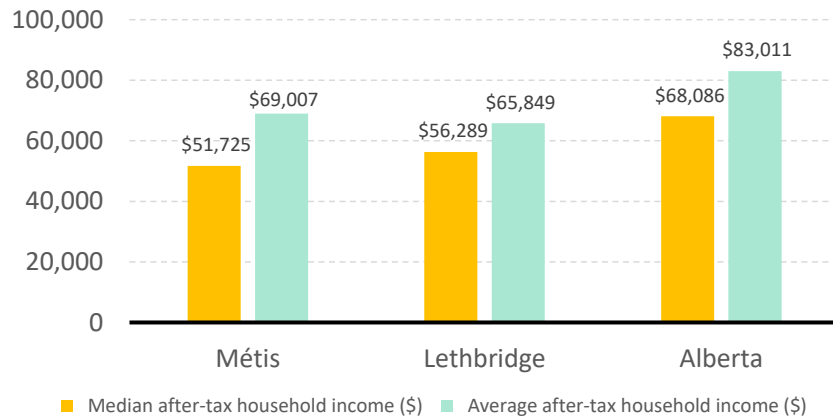
The number of Métis households spending 30% or more of household total income on shelter costs is 315, which is 35.8%

of the total private dwellings occupied by a Métis household, compared to 25.1% of the total population in Lethbridge and 23.0% of the total population in Alberta.

Lethbridge, AB

Income

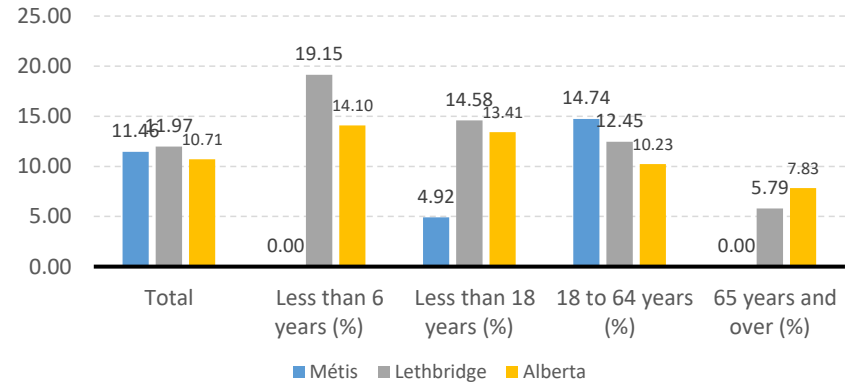
After-Tax Income of Households in 2010



For Métis singles, median after-tax household income is \$51,725, and average after-tax household income is

\$69,007. Métis has lower median and higher average after-tax income than Lethbridge, and lower median and average after-tax income than Alberta.

Prevalence of Low Income in 2010 Based On After-Tax Low-Income Measure (%)



The prevalence of low income based on after-tax low-income measure is 11.46%.

The percentage of low income is 4.92% for people less than 18 years old, 0.00% for people less than 6 years old, 14.74% for people from 18 to 64 years old, and 0.00% for people over 65 years old.