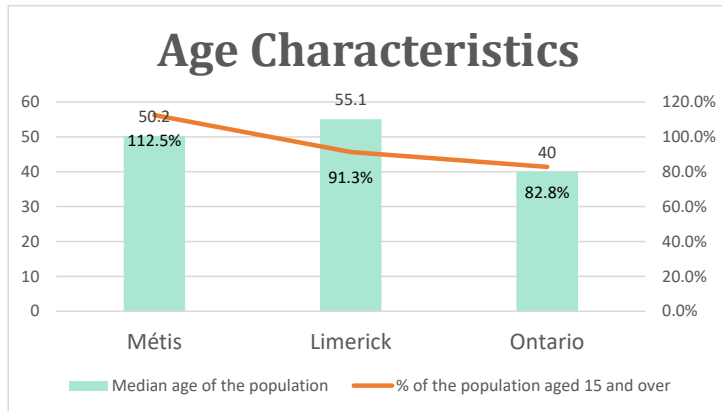


# Limerick, ON

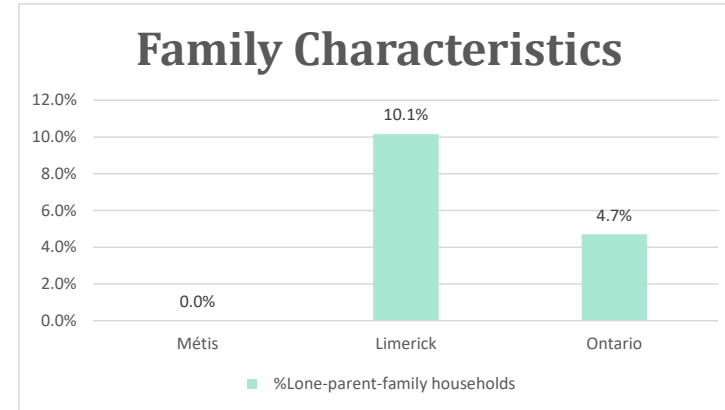
Geo\_Code: 3512051

(Source: National Household survey 2011)

The total population reported with Métis single identity is 40 (Total Métis household is 25), representing 73% of Aboriginal people, accounting for 11.6% of the total population in Limerick.

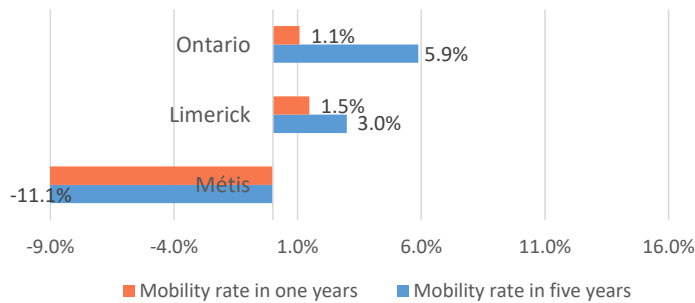


For Métis single identity population, the median age is 50.2 years old, with 112.5% of the population aged 15 and over. As for the total population, the median age is 55.1 in Limerick and 40.0 years old in Ontario, with 91.3% and 82.8% population aged 15 and over respectively.



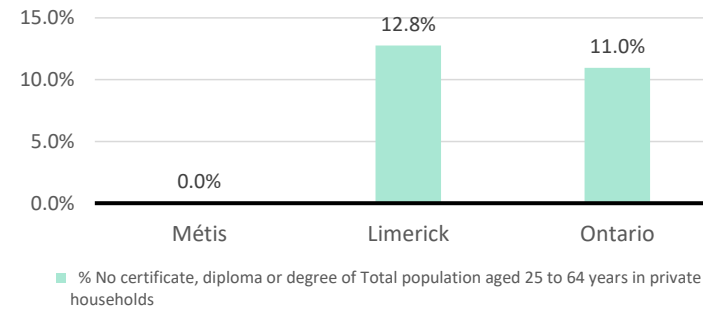
No Métis single lone parents household reported to the survey.

## Mobility



5 Métis households moved out last year (-11.1%), 5 Métis households moved out the past 5 years (-11.1%).

## Education



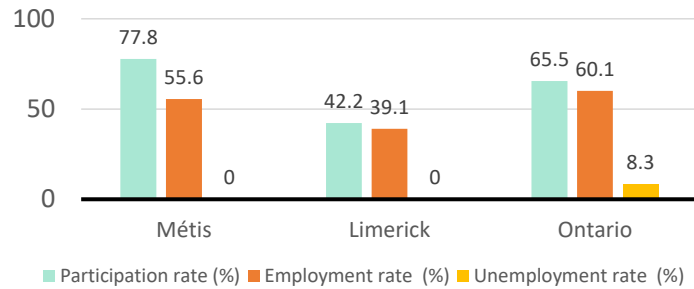
For population aged from 25 to 64 years, no Métis reported have no certificate, diploma or degree.

For Métis aged from 25 to 34, no Métis reported have no certificate, diploma or degree.

# Limerick, ON

## Labor Force & Housing Statistics

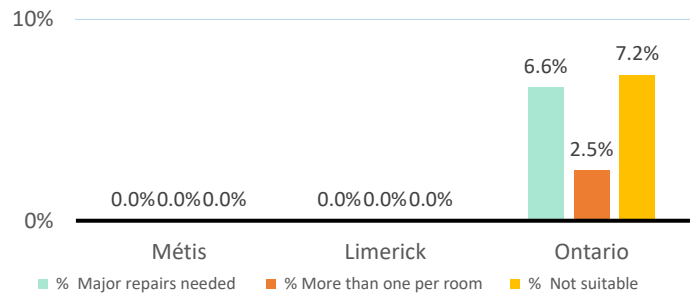
### Labour Force Status



Métis participation rate is 77.8%, employment rate is 55.6%, and unemployment rate is 0.0%.

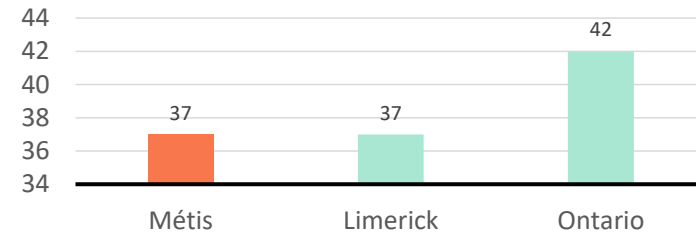
While the participation rate is higher compared with total population in Limerick and Ontario (42.2% and 65.5%), no Métis reported unemployment.

### Household Characteristics



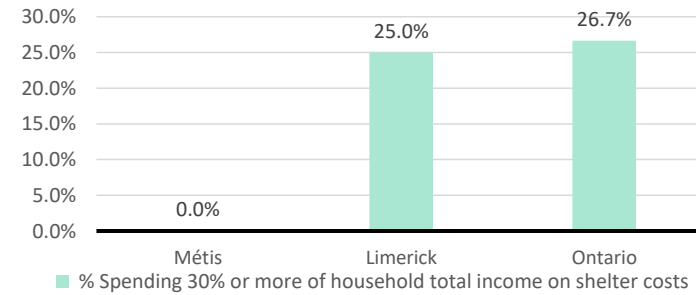
There are 25 private dwellings occupied by a Métis single household, out of which no Métis single household reported need major repairs, have more than one person per room, or not suitable.

### Average Weeks Worked in 2010



The average weeks worked in 2010 is 37.0 weeks.

### Shelter Costs



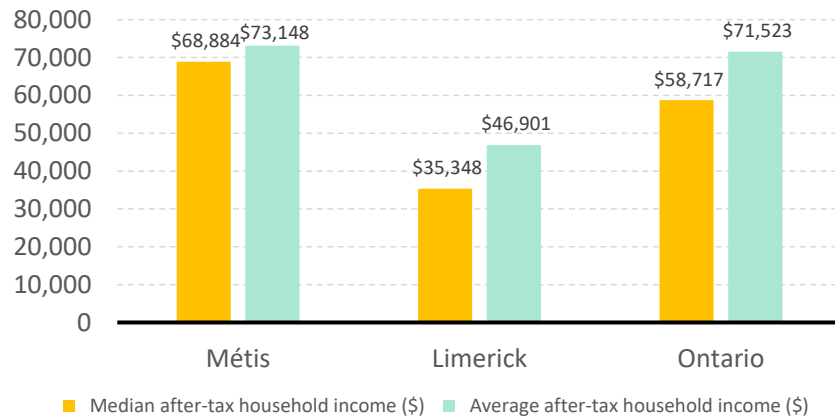
No Métis households reported spending 30% or more of household total income on shelter costs,

compared to 25.0% of the total population in Limerick and 26.7% of the total population in Ontario.

# Limerick, ON

## Income

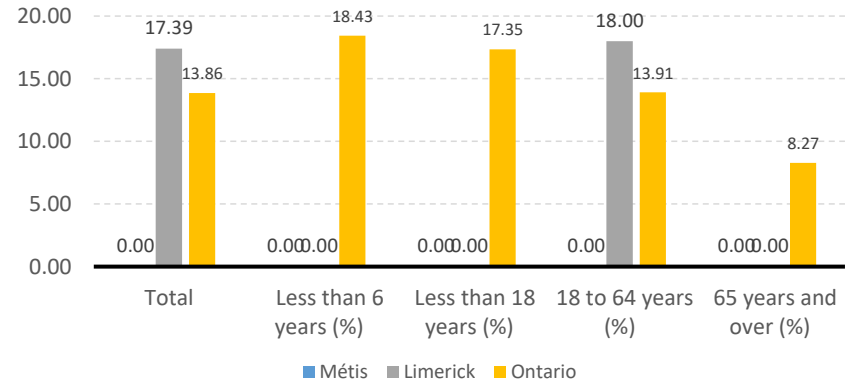
After-Tax Income of Households in 2010



For Métis singles, median after-tax household income is \$68,884, and average after-tax household income is

\$73,148. Métis has higher median and average after-tax income than Limerick and Ontario.

Prevalence of Low Income in 2010 Based On After-Tax Low-Income Measure (%)



The prevalence of low income based on after-tax low-income measure is 0.00%.

No Métis household reported low income in Limerick.