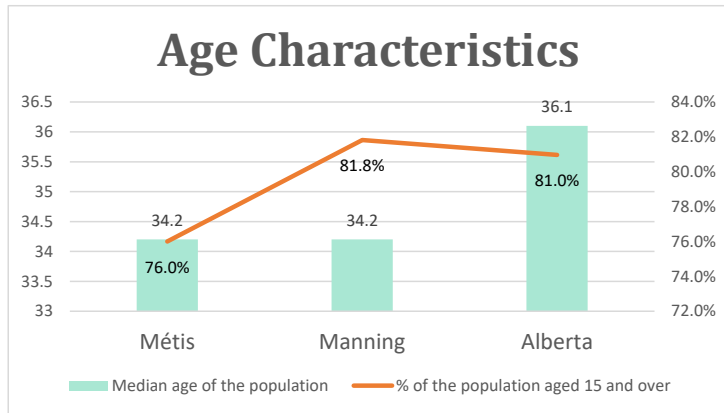


Manning, AB

Geo_Code: 4817078

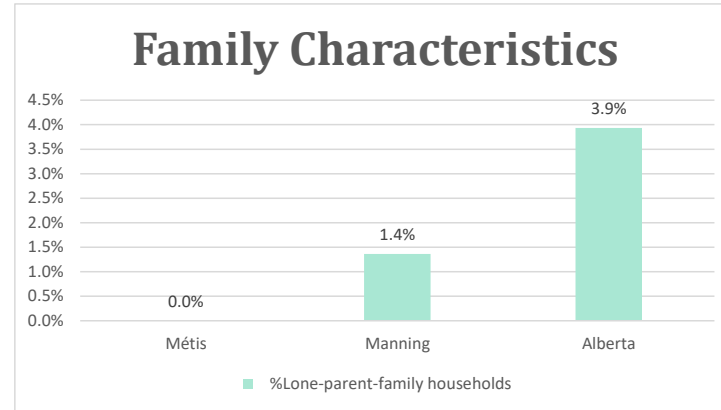
(Source: National Household survey 2011)

The total population reported with Métis single identity is 125 (Total Métis household is 90), representing 76% of Aboriginal people, accounting for 11.4% of the total population in Manning.



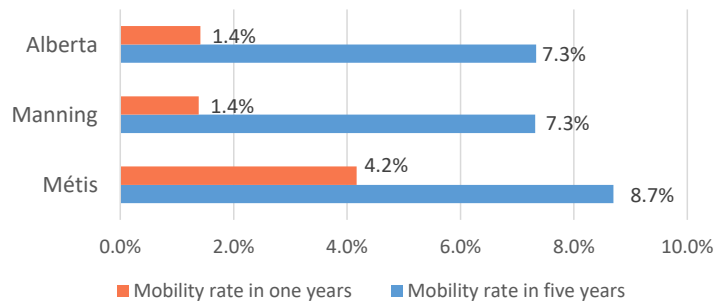
For Métis single identity population, the median age is 34.2 years old, with 76.0% of the population aged 15 and over. As for the total population, the median age is 34.2 in Manning and

36.1 years old in Alberta, with 81.8% and 81.0% population aged 15 and over respectively.



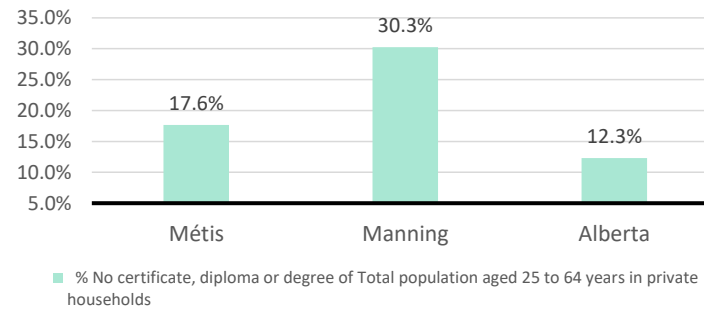
No Métis single lone parents household reported to the survey.

Mobility



5 Métis households moved in last year (4.2%), 10 Métis households moved in the past 5 years (8.7%).

Education



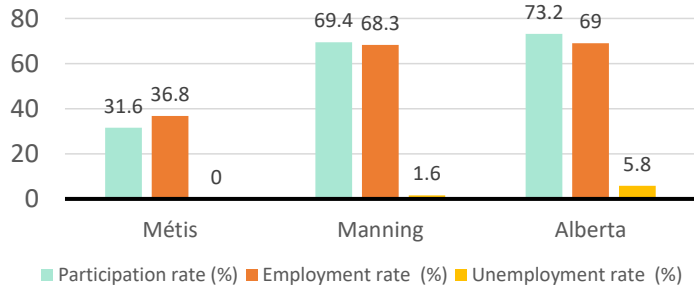
For population aged from 25 to 64 years, 17.6% Métis compared to 30.3% in Manning and 12.3% in Alberta have no certificate, diploma or degree.

For Métis aged from 25 to 34, no Métis reported have no certificate, diploma or degree.

Manning, AB

Labor Force & Housing Statistics

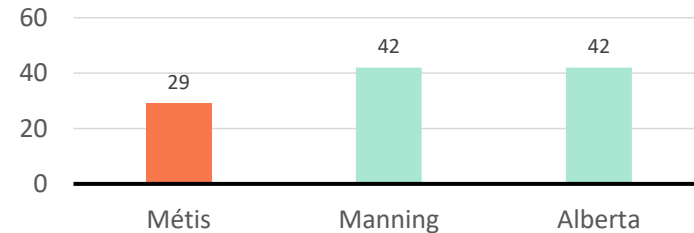
Labour Force Status



Métis participation rate is 31.6%, employment rate is 36.8%, and unemployment rate is 0.0%.

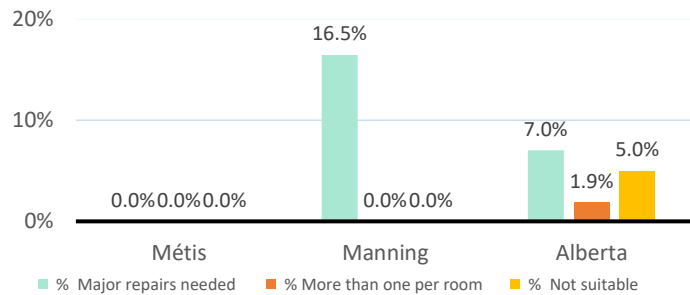
While the participation rate is lower compared with total population in Manning and Alberta (69.4% and 73.2%), no Métis reported unemployment.

Average Weeks Worked in 2010



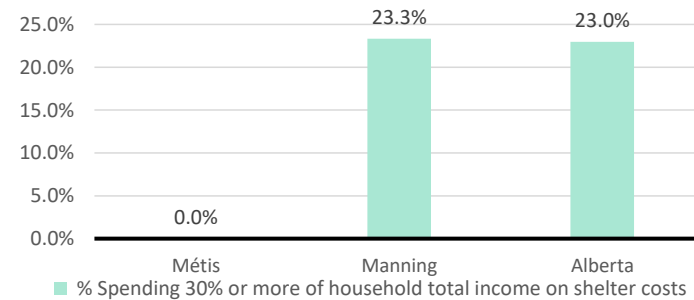
The average weeks worked in 2010 is 29.0 weeks.

Household Characteristics



There are 90 private dwellings occupied by a Métis single household, out of which no Métis single household reported need major repairs, have more than one person per room, or not suitable.

Shelter Costs



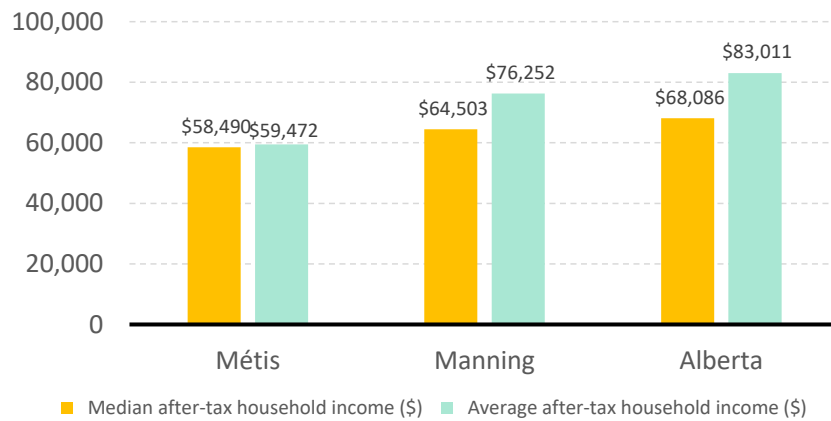
No Métis households reported spending 30% or more of household total income on shelter costs,

compared to 23.3% of the total population in Manning and 23.0% of the total population in Alberta.

Manning, AB

Income

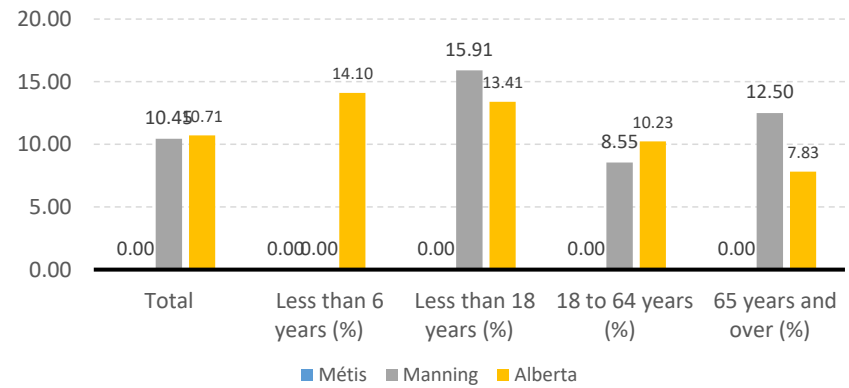
After-Tax Income of Households in 2010



For Métis singles, median after-tax household income is \$58,490, and average after-tax household income is

\$59,472. Métis has lower median and average after-tax income than Manning and Alberta.

Prevalence of Low Income in 2010 Based On After-Tax Low-Income Measure (%)



The prevalence of low income based on after-tax low-income measure is 0.00%.

No Métis household reported low income in Manning.